



Immingham Green Energy Terminal

9.3 Applicant's Responses to the Examining Authority's First
Written Questions

(Responses to "Q1.10. Traffic and Transport")

Infrastructure Planning (Examination Procedure) Rules 2010
Volume 9

March 2024

Planning Inspectorate Scheme Ref: TR030008

Document Reference: TR030008/EXAM/9.3

Table of contents

Chapter	Pages
1	Introduction 3
2	Applicant's Responses to the Examining Authority's First Round of Written Questions 4
	Q1.10.1 Traffic Management..... 4
	Q1.10.1.1 4
	Q1.10.1.2 6
	Q1.10.1.3 7
	Q1.10.1.4 8
	Q1.10.1.5 11
	Q1.10.1.6 11
	Q1.10.1.7 12
	Q1.10.2 Cumulative Effects..... 12
	Q1.10.2.1 12
3	Appendices to the Applicant's Responses to the Examining Authority's First Round of Written Questions 15
	Appendix 1 – Raw Traffic Data..... 15

1 Introduction

Overview

- 1.1 This document has been prepared to accompany an application made to the Secretary of State for Transport (the "Application") under section 37 of the Planning Act 2008 ("PA 2008") for a development consent order ("DCO") to authorise the construction and operation of the proposed Immingham Green Energy Terminal ("the Project").
- 1.2 The Application is submitted by Associated British Ports ("the Applicant"). The Applicant was established in 1981 following the privatisation of the British Transport Docks Board. **The Funding Statement [APP-010]** provides further information.
- 1.3 The Project as proposed by the Applicant falls within the definition of a Nationally Significant Infrastructure Project ("NSIP") as set out in Sections 14(1)(j), 24(2) and 24(3)(c) of the PA 2008.

The Project

- 1.4 The Applicant is seeking to construct, operate and maintain the Immingham Green Energy Terminal, comprising a new multi-user liquid bulk green energy terminal located on the eastern side of the Port of Immingham (the "Port").
- 1.5 The Project includes the construction and operation of a green hydrogen production facility, which would be delivered and operated by Air Products (BR) Limited ("Air Products"). Air Products will be the first customer of the new terminal, whereby green ammonia will be imported via the jetty and converted on-site into green hydrogen, making a positive contribution to the UK's net zero agenda by helping to decarbonise the United Kingdom's (UK) industrial activities and in particular the heavy transport sector.
- 1.6 A detailed description of the Project is included in **Chapter 2: The Project** of the Environmental Statement ("ES") **[APP-044]**.

Purpose and Structure of this Document

- 1.7 This document contains the Applicant's responses to those of the Examining Authority's Written Questions 1 **[PD-008]** grouped under the theme "Q1.10. Traffic and Transport". It represents one of a collection of eighteen such documents, each of which addresses a different theme.
- 1.8 Responses are ordered ascendingly by reference number, replicating the structure of the Examining Authority's Written Questions 1.
- 1.9 Responses are provided in a table. The text of the question appears on the lefthand side, with the Applicant's answer to its right.
- 1.10 Further materials pertinent to the Applicant's response are included at the end of the document as appendices where necessary.

2 Applicant's Responses to the Examining Authority's First Round of Written Questions

Q1.10. Traffic and Transport	
Q1.10.1 Traffic Management	
Q1.10.1.1	
Question	Response
<p>Baseline data and worst case scenario conditions</p> <p>Further to the discussion at ISH2 [EV4-004] [EV-005] and the Action Point noted:</p> <p>a) Provide baseline traffic survey data that the ES relies on to draw its conclusions, including information about when the data was collected.</p> <p>b) What assumptions have been made to derive the worst case scenario conditions?</p> <p>c) How has the baseline traffic survey data been used, to determine the impact under possible worst case scenario conditions?</p>	<p>a)</p> <p>As set out in Paragraph 11.6.21 of Environmental Statement ("ES") Chapter 11: Traffic & Transport [APP-053] in support of the IGET Development, the 2021 traffic data used was taken from data collected during the week commencing 27 September and 16 November 2021 for a period of seven days on behalf of ABP. For a consistent approach, this is the same data that was used to inform assessment of the Immingham Eastern Ro-Ro Terminal ("IERRT") application (Planning Inspectorate Ref TR030007). The raw data is provided, as requested, in Appendix 1. The use of this data has been accepted by both North East Lincolnshire Council and National Highways as forming an appropriate basis for the assessment.</p> <p>b)</p> <p>The 2021 traffic counts have been reviewed to understand any impact that the COVID-19 pandemic had on traffic volumes in the study area. This review considered updated 2023 traffic counts (and Department for Transport ("DfT") analysis (National Road Traffic Projections 2022, DfT)</p>

which considered the national impact of the COVID-19 pandemic on traffic volumes.

The review confirms that 2023 traffic counts showed traffic volumes which were generally lower or comparable to the 2021 flows recorded and used in the application assessment.

The DfT analysis concluded that "*people have formed new habits and expectations [...] particularly around working from home and online shopping*". Comparison between 2019 flows and 2021 flows demonstrates that the differences in traffic volume and HGV traffic volume is consistent with the analysis undertaken by the DfT. This confirms the conclusion that a 'new normal' had been reached on the local road network following the COVID-19 pandemic and that the 2021 flows used in the assessments are appropriate and robust for the purposes of assessment of the IGET proposals. It is therefore considered, as the 2023 data was either comparable or lower than the 2021 data that has been used in the assessment, that a worst case scenario in terms of baseline traffic has been adopted.

c)

The 2021 baseline traffic data (**Table 11-7, ES Chapter 11: Traffic & Transport**) has been subjected to growth factors (**Table 11-8, ES Chapter 11: Traffic & Transport**) to the peak year of construction using TEMPRO, which is an industry standard methodology, to predict future 2026 baseline traffic levels (**Table 11-9, ES Chapter 11: Traffic & Transport**). The year of peak construction activity is demonstrated on **Plate A-1** within the **Outline Construction Traffic Management Plan [APP-223]**, and shows the peak workforce at month 23, which is given as being late 2026 based

	<p>upon a start in early 2025 (Paragraph 11.6.26 of ES Chapter 11: Traffic & Transport).</p> <p>This 2026 baseline has then been used to calculate the percentage increase in traffic resulting from the construction phase of the Project (Table 11-24, ES Chapter 11: Traffic & Transport), and so determine the magnitude and classification of any environmental effect, as set out in Tables 11-25 and 11-26 of ES Chapter 11: Traffic & Transport.</p> <p>Tables 3 and 4 in the Outline Construction Traffic Management Plan [APP-223] provide the total number of HGVs which has been compressed into a twelve month programme rather than using the full programme of between two and half to three years for Phase 1. This therefore provides a robust assessment, as in reality average flows will be considerably lower and will account for any daily variations in construction activity. Given the approach described above, the Applicant considers that a robust, appropriate worst-case scenario has been adopted to assess the impacts of the Project.</p>
<p>Q1.10.1.2</p>	
<p>Question</p>	<p>Response</p>
<p>Impact on Laporte Road Properties</p> <p>Has modelling been carried out to assess the potential impacts of the proposed changes on Laporte Road such as changes to layout and speed limit [APP-016]?</p>	<p>Table 11-25: Magnitude of Impact within Environmental Statement ("ES") Chapter 11: Traffic & Transport [APP-053] demonstrates that the magnitude of impact upon Laporte Road (Link 10) is predicted to be Low or Very Low. This results in a Negligible Not Significant effect, as shown in Table 11-26: Classification of Traffic and Transport Effects (during Peak Construction year 2026) within ES Chapter 11: Traffic & Transport [APP-053].</p>

	<p>The reasons for the changes in speed limit are explained in Paragraph 2.3.27 of ES Chapter 2: The Project [APP-044] and are provided to ensure the safety of road users, given that new site entrances are proposed onto Laporte Road. In practical terms, any impact would be positive in terms of highway safety. There will be no material change in terms of capacity/throughput of the road as a result of the reduction in speeds.</p> <p>The proposed changes to the road layout on Laporte Road relate to the provision of site access junctions. These will all be priority junctions, with priority to through traffic along Laporte Road, such that they will have no material impact on the operation of the network. Given this, no modelling of Laporte Road has been undertaken, as it is not considered to be required.</p>
<p>Q1.10.1.3</p>	
<p>Question</p>	<p>Response</p>
<p>Explanation of Traffic Regulation Measures</p> <p>The ES refers to a traffic regulation measures plan [APP-018], provide further details on how this would work in practice.</p>	<p>The Traffic Regulations Measures Plan [AS-009] sets out details of the proposed permanent reduction in speed limit for part of Laporte Road, temporary restriction of parking, temporary road closure and the use of temporary traffic lights, as set out in Parts 1, 2, 3 and 4 of Schedule 10 of the draft Development Consent Order ("DCO") [PDA-004].</p> <p>Article 56 of the draft DCO establishes the process by which the Traffic Regulation Measures may be implemented. The undertaker for the purposes of the DCO may make provision for the traffic regulation measures specified above (as set out in Schedule 10 of the draft DCO) and as shown on the Traffic Regulations Measures Plan provided that the undertaker has given not less than:</p>

	<ul style="list-style-type: none"> • 12 weeks' notice, in the case of a permanent traffic regulation measure, to the chief officer of police and to the traffic authority; and • 4 weeks' notice, in the case of a temporary traffic regulation measure, to the chief officer of police and to the traffic authority. <p>The traffic authority may specify requirements for advertising the proposals within either 28 days in the case of proposed permanent traffic regulation measures or seven days in the case of proposed temporary traffic regulation measures – if it does so, the undertaker must advertise the proposed measures accordingly. The undertaker must also consult with any person as it considers necessary and appropriate and have regard to their representations.</p> <p>Any traffic regulation measure made by the Applicant as above has effect as if duly made by the relevant traffic authority or local authority (as the case may be) under the Traffic Regulation Act 1984.</p> <p>In relation to Schedule 10, Part 1 of the draft DCO [PDA-004], the required signage to set out the reduced speed limit would be designed in accordance with the relevant Highway Design Guidance and agreed with North East Lincolnshire Council prior to implementation.</p>
Q1.10.1.4	
Question	Response

<p>HGV Route Selection</p> <p>The Applicant has proposed a HGV route [APP-102].</p> <p>a) Applicant – Provide the methods and logic used to derive the proposed route, including confirmation of the starting point.</p> <p>b) NH – Are you content with the proposed route and its likely effect on the strategic road network, if not explain your reasons?</p> <p>c) Applicant - On occasions would it be necessary to deviate from the proposed route? What instances do you envisage, where this could be the case? What would be the effects, how have you assessed those effects and how would you mitigate those effects?</p> <p>d) Applicant - What management and enforcement procedures will you have in place, to ensure drivers do not use an alternative route, other than when there is a legitimate reason for doing so.</p>	<p>a)</p> <p>As set out in Paragraph 2.3.8 and Table 7 of the Outline Construction Traffic Management Plan (“CTMP”) [APP-223], all Heavy Goods Vehicles (“HGVs”) delivering construction material will access the site from the A180 and the A1173. This is illustrated on Environmental Statement (“ES”) Figure 11.5: HGV Routeing to Site [APP-102]. The same image is shown on Plate 2: Designated HGV Routing Plan of the Outline CTMP [APP-223].</p> <p>The principle of establishing the route is to ensure that these movements do not create adverse impacts (principally in terms of amenity) on inappropriate routes and residential areas.</p> <p>The exact starting point of the HGV trip is currently unknown as the source of the construction materials cannot be determined at this time, and will depend upon a variety of factors, including, availability, cost and contractor preference at the time of construction.</p> <p>However, the predominant demand for movements which do not originate from either the port or very local contractors’ yards will be from the A180 corridor.</p> <p>By routing HGV traffic onto the A180, this provides a direct link to the Strategic Road Network where HGVs are able to access the wider highway network.</p> <p>b)</p> <p>N/A</p>
---	--

c)

It is envisaged that any deviation from the HGV route as illustrated on **ES Figure 11.5: HGV Routing to Site [APP-102]** would principally only occur if either the A1173 or A180 were closed. Other occurrences may be when materials are delivered from local industrial areas (principally Kiln Lane) which are immediately adjacent to the site and already designated HGV routes. The Relevant Representation by Network Rail [RR-020] raised concerns relating to use of level crossings where an alternative route to the designated HGV route is used. This matter is being discussed with Network Rail and a draft agreed Statement of Common Ground between the Applicant and Network Rail has been submitted at Deadline 1.

Should the A1173 or A180 be closed, the effect is additional numbers of HGVs travelling past the residential properties on either Queens Road or on the A1173 north of the Kings Road junction. However, these occurrences will be limited in duration and the effects are not considered to be material, and no mitigation is required.

In any event, any planned diversion that may be required will be discussed and agreed with the Local Highway Authority through the Local Liaison Committee meetings as set out in **Section 6.1** of the **Outline CTMP [APP-223]**.

d)

With reference to **Paragraph 2.5.2** of the **Outline CTMP [APP-223]**, it will be a condition of contract between the Applicant and the appointed contractor to ensure all drivers are aware of the route designation and that that route is complied with. The HGV route would be distributed to all

	<p>drivers during their induction by the contractor. Section 2.7 of the Outline CTMP [APP-223] requires the contractor to establish and enforce a disciplinary procedure to address non-compliances with the CTMP, including the HGV route. Section 5.1 of the Outline CTMP [APP-223] includes a robust process for providing monitoring and review of the CTMP and a process for allowing reporting of issues to the contractor so that they can take any necessary remedial action, as set out in Section 6.1 of the Outline CTMP [APP-223]. Agreement of the Final CTMP is secured by requirement 7 of the Draft DCO.</p>
<p>Q1.10.1.5</p>	
<p>Question</p>	<p>Response</p>
<p>Traffic Plan</p> <p>In response to NH [RR-18], explain:</p> <p>a) Do you intend to prepare a traffic plan (TP) for the operational stage of the Proposed Development?</p> <p>b) If not explain how you would manage traffic impacts and ensure accessibility to local sites is maintained?</p>	<p>a)</p> <p>The Applicant has prepared an Outline Operational Travel Plan which has been submitted at Deadline 1 of the Examination [TR030008/EXAM/9.33].</p> <p>b)</p> <p>Not applicable as an Outline Operational Travel Plan is currently being developed.</p>
<p>Q1.10.1.6</p>	
<p>Question</p>	<p>Response</p>

<p>Addressing Actions Following Meetings with Partners/ Specialists</p> <p>How will any recommendations proposed at the planned liaison meetings [APP-224, section 6.1] with interested parties such as NH be taken into consideration and acted upon?</p>	<p>Section 6.1 of the Outline Construction Traffic Management Plan [APP-223] states that a Local Liaison Committee would be set up between the contractors, North East Lincolnshire Council and National Highways to establish a channel of communication between the contractor and regulating authorities.</p> <p>At meetings of the Local Liaison Committee, minutes would be taken and agreed by all parties which would record actions, along with a timescale for implementation.</p>
<p>Q1.10.1.7</p>	
<p>Question</p>	<p>Response</p>
<p>Site Access</p> <p>The dDCO [APP- 006, Schedule 1, Part 1, Paragraph 7(j)] states that there are two proposed road access points from Kings Road and two proposed road access points from the A1173. Does NH have any concerns with regards to the site being directly accessible from the A1173?</p>	<p>Whilst the question is directed at National Highways, the Applicant would like to take the opportunity to note that the proposed access points are onto roads controlled wholly by North East Lincolnshire Council ("NELC"). National Highways has confirmed in its Relevant Representation [RR-018] that it is, in principle, content with the assessment of routing of vehicles from the site (both Heavy Goods Vehicles and staff, and for both construction and operation). The location and form of the proposed access points will have no material impact on the Strategic Road Network.</p> <p>Following a meeting with NELC on Friday 8th March 2024, the Applicant has undertaken to provide some further detail regarding the site accesses and will share these with NELC for approval. It is anticipated that an agreement will be reached in due course.</p>
<p>Q1.10.2 Cumulative Effects</p>	
<p>Q1.10.2.1</p>	

Question	Response
<p>Impact Assessment</p> <p>a) NH/ NELC – The ES [APP-190, Table 17, link No.3] states an increase in traffic of 21%; do you agree with this conclusion?</p> <p>b) Provide your assessment of the severity of the increase in traffic.</p> <p>c) Applicant – Has a worst case scenario for traffic impacts, which includes the port being utilised at full capacity, been carried out?</p>	<p>a)</p> <p>It is noted that this question is directed at the Highway Authorities. However, the assessment is provided on the basis of distribution assumptions agreed with National Highways . A meeting was held with North East Lincolnshire Council on Friday 8 March 2024 when the inputs to the assessments were discussed. It is anticipated that an agreement will be reached in due course.</p> <p>b)</p> <p>Again it is noted that this is directed at the Highway Authorities, but for completeness it should be noted that for the purposes of environmental assessment considerations, Table 17: 2026 Base + Cumulative Development Two-Way Flows in Environmental Statement (“ES”) Appendix 11.B: Traffic and Transport Cumulative Effects Assessment [APP-190] relates to 24-hour flow changes.</p> <p>The impact (in terms of likely environmental effects) has been properly considered against the guidance set out in Guidelines for the Environmental Assessment of Road Traffic (1993) (“the GEART Guidelines”) as described in Section 1.3 of ES Appendix 11.B: Traffic and Transport Cumulative Effects Assessment [APP-190].</p> <p>Whilst the GEART Guidelines have now been superseded, the new Institute of Environmental Management and Assessment (“IEMA”) Guidelines: Environmental Assessment of Traffic and Movement published in July 2023 have the same criteria and it is not considered that they would have resulted in any changes to the overall conclusions within the assessment.</p>

The assessment of impacts (in terms of Magnitude) is provided at Table 18 and assesses against the appropriate receptors and confirms the impact to be Minor and Not Significant.

c)

Yes, reasonable worst case assumptions have been adopted in the assessment. In terms of the Project, the operational assessment assumes the hydrogen production facility is operating at full capacity both in terms of HGV movements and staffing requirements. For the construction phase the robustness of the assessment is confirmed in response to Q1.10.1.1.

In terms of the Port of Immingham, the traffic data used for the assessment within **ES Chapter 11: Traffic & Transport [APP-053]** has been based upon traffic data collected in September, October and November 2021. This typically represents the peak time of year for operations at the Port of Immingham and is representative of normal operating conditions on the network. Further assessment provided at the Immingham Eastern Ro Ro Terminal examination [REP7-013, Section 3.4] confirmed that more recent surveys undertaken in June 2023 confirmed lower baseline flows on the network than the 2021 surveys and therefore the approach taken in the ES is robust and appropriate.

3 Appendices to the Applicant's Responses to the Examining Authority's First Round of Written Questions

Appendix 1 – Raw Traffic Data

Annual report for 2019 for SiteId : 8560

Month	24hr ADT	24hr %>6.6m	24hr AWT	24hr %>6.6m	18hr ADT
Jan	16143	9.7	18051	10.7	15012
Feb	17350	9.5	19581	10.8	16158
Mar	17561	9.4	19973	10.9	16319
Apr	17733	9.6	19729	10.8	16552
May	17347	9.4	19210	10.4	16164
Jun	17744	9	20069	10.6	16519
Jul	17999	9.4	19932	10.5	16771
Aug	17570	8.6	19573	9.8	16426
Sep	17220	9.4	19262	10.7	16045
Oct	17686	9.7	19664	10.8	16441
Nov	17570	9.4	19973	10.7	16343
Dec	15399	8.7	17058	9.9	14332
Avg	17276	9.3	19339	10.5	16090
Site Hours	4325				
Number of Hours (days)	186				
1a. AADF (One way - 12 hr)	13453				
1b. AADF (One way - 16 hr)	15782				
1c. AADF (One way - 18 hr)	16090				
2a. AAWF (One way - 12 hr)	15007				
2b. AAWF (One way - 16 hr)	17665				
2c. AAWF (One way - 18 hr)	17975				
3a. peak daily flow	21392				
3b. peak daily flow date	05/04/2019 00:00				
3c. peak hourly flow	2309				
3d. peak hourly flow date/time	02/04/2019 07:00				
4a. AADF (Two way) 16 Hr					
4b. AADF (Two way) 24 Hr					
5. CRF					
6. Stress					
7a. % vehicles over (AADF)	9.30%				
7b. % vehicles over (AAWF)	10.54%				

Annual report for 2020 for SiteId : 8560

Month	24hr ADT	24hr %>6.6m	24hr AWT	24hr %>6.6m	18hr ADT
Jan	16400	9.4	18276	10.5	15253
Feb	17378	9.9	20015	11.3	16143
Mar	14804	11.5	16815	13	13651
Apr	7359	14.4	8625	15.3	6579
May	9677	11.4	11213	12.9	8891
Jun	13507	10.7	14977	12.2	12527
Jul	15571	10	16915	11.4	14477
Aug	15951	9.2	17751	10.7	14881
Sep	16483	10.4	18231	11.9	15339
Oct	15389	10.5	17275	11.9	14266
Nov	13564	12	15787	13	12415
Dec	13225	10.7	14759	11.8	12190
Avg	14109	10.8	15886	12.1	13051

Site Hours	8759
Number of Hours (days)	366
1a. AADF (One way - 12 hr)	10928
1b. AADF (One way - 16 hr)	12823
1c. AADF (One way - 18 hr)	13051
2a. AAWF (One way - 12 hr)	12238
2b. AAWF (One way - 16 hr)	14417
2c. AAWF (One way - 18 hr)	14650
3a. peak daily flow	20676
3b. peak daily flow date	31/01/2020 00:00
3c. peak hourly flow	2261
3d. peak hourly flow date/time	28/01/2020 07:00
4a. AADF (Two way) 16 Hr	
4b. AADF (Two way) 24 Hr	
5. CRF	
6. Stress	
7a. % vehicles over (AADF)	10.84%
7b. % vehicles over (AAWF)	12.14%

18hr %>6.6m	18hr AWT	18hr %>6.6m	16hr ADT	16hr %>6.6m	16hr AWT	16hr %>6.6m	12hr ADT	12hr %>6.6m	12hr AWT
9.6	16766	10.6	14745	9.6	16500	10.6	12673	10.1	14130
9.4	18206	10.7	15861	9.4	17902	10.7	13621	9.9	15306
9.2	18508	10.9	16011	9.2	18199	10.9	13597	9.8	15372
9.5	18376	10.8	16240	9.5	18062	10.8	13875	10.1	15398
9.3	17874	10.4	15848	9.3	17554	10.4	13474	9.9	14892
8.9	18630	10.6	16154	8.9	18272	10.6	13512	9.7	15267
9.4	18543	10.5	16442	9.4	18204	10.5	13854	10.1	15309
8.6	18264	9.8	16094	8.6	17929	9.8	13648	9.2	15183
9.3	17897	10.7	15761	9.3	17613	10.8	13487	9.9	15017
9.6	18250	10.8	16147	9.6	17956	10.8	13819	10.2	15319
9.3	18546	10.6	16046	9.3	18240	10.7	13776	9.8	15569
8.5	15849	9.7	14038	8.5	15549	9.7	12101	8.9	13329
9.2	17975	10.5	15782	9.2	17665	10.5	13453	9.8	15007

18hr %>6.6m	18hr AWT	18hr %>6.6m	16hr ADT	16hr %>6.6m	16hr AWT	16hr %>6.6m	12hr ADT	12hr %>6.6m	12hr AWT
9.3	16966	10.4	14976	9.3	16688	10.5	12865	9.8	14270
9.7	18551	11.2	15847	9.7	18246	11.2	13579	10.3	15556
11.4	15452	13	13416	11.4	15214	13	11438	12.1	12906
14.7	7717	15.6	6466	14.6	7598	15.6	5445	15.6	6414
11.4	10267	12.9	8734	11.3	10108	12.9	7401	12	8549
10.7	13842	12.2	12302	10.7	13614	12.2	10386	11.5	11468
9.9	15664	11.4	14215	10	15410	11.4	12055	10.7	13034
9.1	16487	10.7	14596	9.1	16197	10.7	12382	9.7	13670
10.4	16896	12	15089	10.4	16644	12	12879	11	14132
10.4	15961	11.9	14029	10.4	15717	11.9	12042	11	13396
12.1	14433	13.2	12220	12	14223	13.1	10379	12.8	12064
10.6	13568	11.7	11986	10.5	13355	11.7	10287	11	11408
10.8	14650	12.2	12823	10.8	14417	12.2	10928	11.4	12238

12hr

%>6.6m

11.3

11.4

11.7

11.5

11.2

11.6

11.5

10.6

11.5

11.6

11.4

10.3

11.3

12hr

%>6.6m

11.1

11.9

14

16.7

13.8

13.2

12.3

11.5

12.8

12.7

14

12.3

13

Annual report for 2019 for SiteId : 8561

Month	24hr ADT	24hr %>6.6m	24hr AWT	24hr %>6.6m	18hr ADT
Jan	15870	10.1	17676	11.2	15207
Feb	17069	10	19186	11.3	16375
Mar	17296	9.8	19709	11.4	16546
Apr	17133	10.1	19199	11.3	16435
May	17108	9.8	18907	10.9	16393
Jun	17493	9.4	19903	11	16696
Jul	17647	9.9	19565	11	16898
Aug	17362	9	19294	10.2	16664
Sep	17057	9.8	19208	11.2	16360
Oct	17425	10.1	19372	11.3	16691
Nov	17077	9.8	19345	11.2	16361
Dec	15113	9.1	16657	10.3	14457
Avg	16970	9.7	19001	11	16256
Site Hours	4325				
Number of Hours (days)	186				
1a. AADF (One way - 12 hr)	14046				
1b. AADF (One way - 16 hr)	15890				
1c. AADF (One way - 18 hr)	16256				
2a. AAWF (One way - 12 hr)	15834				
2b. AAWF (One way - 16 hr)	17867				
2c. AAWF (One way - 18 hr)	18248				
3a. peak daily flow	21710				
3b. peak daily flow date	29/03/2019 00:00				
3c. peak hourly flow	2149				
3d. peak hourly flow date/time	05/11/2019 16:00				
4a. AADF (Two way) 16 Hr					
4b. AADF (Two way) 24 Hr					
5. CRF					
6. Stress					
7a. % vehicles over (AADF)	9.74%				
7b. % vehicles over (AAWF)	11.03%				

Annual report for 2020 for SiteId : 8561

Month	24hr ADT	24hr %>6.6m	24hr AWT	24hr %>6.6m	18hr ADT
Jan	16037	9.9	17780	11.1	15382
Feb	16568	10.2	18976	11.6	15879
Mar	14238	11.8	16203	13.3	13588
Apr	7084	14.8	8286	15.7	6630
May	9354	11.8	10953	13.4	8884
Jun	12069	12	13330	13.6	11559
Jul	13901	11.1	14966	12.7	13352
Aug	14303	9.9	15758	11.7	13766
Sep	14554	11.3	16040	13	13985
Oct	13924	11.7	15421	13.1	13344
Nov	12141	13.4	14069	14.6	11564
Dec	12326	11.4	13698	12.6	11747
Avg	13041	11.6	14623	13	12473

Site Hours	8752
Number of Hours (days)	366
1a. AADF (One way - 12 hr)	10833
1b. AADF (One way - 16 hr)	12227
1c. AADF (One way - 18 hr)	12473
2a. AAWF (One way - 12 hr)	12198
2b. AAWF (One way - 16 hr)	13742
2c. AAWF (One way - 18 hr)	14003
3a. peak daily flow	20753
3b. peak daily flow date	13/03/2020 00:00
3c. peak hourly flow	2104
3d. peak hourly flow date/time	27/01/2020 16:00
4a. AADF (Two way) 16 Hr	
4b. AADF (Two way) 24 Hr	
5. CRF	
6. Stress	
7a. % vehicles over (AADF)	11.61%
7b. % vehicles over (AAWF)	13.04%

18hr %>6.6m	18hr AWT	18hr %>6.6m	16hr ADT	16hr %>6.6m	16hr AWT	16hr %>6.6m	12hr ADT	12hr %>6.6m	12hr AWT
9.7	16979	10.8	14873	9.8	16629	10.9	13218	9.7	14818
9.6	18442	10.9	16017	9.6	18061	11	14239	9.6	16086
9.4	18907	11.1	16185	9.5	18523	11.1	14310	9.5	16412
9.7	18452	10.9	16078	9.8	18075	11	14226	9.8	16025
9.5	18157	10.6	16023	9.5	17776	10.6	14125	9.6	15708
9.1	19056	10.8	16325	9.2	18669	10.8	14378	9.3	16480
9.6	18782	10.7	16526	9.6	18398	10.8	14575	9.7	16282
8.7	18564	9.9	16287	8.7	18177	10	14332	8.8	16041
9.5	18466	10.9	15999	9.6	18086	11	14131	9.6	16020
9.8	18606	11	16288	9.9	18193	11.1	14375	10	16114
9.4	18588	10.8	15980	9.4	18196	10.8	14154	9.5	16158
8.6	15986	9.9	14106	8.7	15622	9.9	12490	8.7	13867
9.4	18248	10.7	15890	9.4	17867	10.7	14046	9.5	15834

18hr %>6.6m	18hr AWT	18hr %>6.6m	16hr ADT	16hr %>6.6m	16hr AWT	16hr %>6.6m	12hr ADT	12hr %>6.6m	12hr AWT
9.5	17084	10.7	15043	9.5	16732	10.7	13365	9.6	14920
9.8	18231	11.2	15529	9.8	17858	11.3	13747	9.8	15845
11.4	15492	12.9	13309	11.4	15195	13	11754	11.5	13450
14.3	7784	15.3	6497	14.3	7637	15.3	5641	14.5	6671
11.3	10416	12.9	8714	11.3	10226	12.9	7687	11.2	9048
11.6	12771	13.2	11348	11.6	12550	13.2	10069	11.6	11154
10.7	14374	12.4	13094	10.7	14105	12.4	11632	10.8	12526
9.5	15179	11.3	13487	9.5	14888	11.3	11951	9.5	13205
10.9	15418	12.6	13722	10.8	15149	12.6	12169	10.9	13444
11.3	14789	12.7	13088	11.3	14518	12.7	11632	11.3	12915
13.1	13435	14.3	11365	13	13216	14.2	10120	13	11800
11	13064	12.2	11532	10.9	12836	12.2	10230	10.9	11398
11.2	14003	12.6	12227	11.2	13742	12.6	10833	11.2	12198

12hr

%>6.6m

10.9

11

11.2

11.1

10.7

11

10.9

10.1

11.1

11.2

11

10

10.8

12hr

%>6.6m

10.8

11.4

13.2

15.5

12.9

13.4

12.6

11.4

12.7

12.8

14.3

12.2

12.8

10913 IMMINGHAM									
NOVEMBER 2021									
Site	Location	Direction	Start Date	End Date	Posted Speed Limit (PSL)	Total Vehicles	5 Day Ave.	7 Day Ave.	Average 85%ile Speed
Site No: 10913001	Site 1 - A1173, Immingham (N of Kiln Ln) 53.605641, -0.187763	Channel: Northbound	Tue 16-Nov-21	Mon 22-Nov-21	NSL	26129	4518	3733	54.8
		Channel: Southbound	Tue 16-Nov-21	Mon 22-Nov-21		25558	4400	3651	55.0

10913		IMMINGHAM			Posted Speed Limit (PSL)	Average Mean Speed
		NOVEMBER 2021				
Site	Location	Direction	Start Date	End Date		
Site No: 10913001	Site 1 - A1173, Immingham (N of Kiln Ln) 53.605641, -0.187763	Channel: Northbound	Tue 16-Nov-21	Mon 22-Nov-21	NSL	47.3
		Channel: Southbound	Tue 16-Nov-21	Mon 22-Nov-21		47.2

10913		IMMINGHAM			Site No: 10913001		Location Site 1 - A1173, Immingham (N of Kiln Ln)							
Tue 16-Nov-21 to Mon 22-Nov-21					Channel: Northbound									
TIME PERIOD	TOTAL VEHICLES	MOTOR-CYCLES	CARS OR CAR-BASED LGV	LIGHT GOODS VEHICLES	BUSES	TWO AXLE, SIX TYRE, RIGID/BUSES	THREE AXLE RIGID	FOUR OR MORE AXLE RIGID	FOUR OR LESS AXLE ARTIC	FIVE AXLE ARTIC	SIX OR MORE AXLE ARTIC	FIVE OR LESS AXLE MULTI-TRAILER ARTIC	SIX AXLE MULTI-TRAILER ARTIC	SEVEN OR MORE AXLE ARTIC
Tue 16-Nov-21														
00:00	13	0	7	1	0	1	0	0	0	0	0	4	0	0
01:00	20	0	16	2	0	0	0	0	0	0	0	2	0	0
02:00	14	0	8	5	0	0	0	0	0	0	0	1	0	0
03:00	28	0	19	3	0	0	1	0	0	0	1	4	0	0
04:00	87	0	51	13	0	1	2	0	3	0	1	16	0	0
05:00	227	0	163	24	1	1	5	0	4	0	11	18	0	0
06:00	404	4	296	59	0	0	3	0	6	2	9	25	0	0
07:00	652	3	500	92	2	4	4	0	10	0	8	29	0	0
08:00	439	1	284	96	5	4	2	0	14	0	5	28	0	0
09:00	259	0	161	51	2	3	3	0	6	0	10	23	0	0
10:00	227	0	128	48	1	2	3	0	4	0	11	30	0	0
11:00	223	2	112	45	3	5	0	0	12	2	17	25	0	0
12:00	266	1	172	46	1	1	1	0	4	0	13	27	0	0
13:00	261	0	154	45	0	2	2	0	7	1	15	35	0	0
14:00	276	2	165	49	3	4	5	0	17	0	6	25	0	0
15:00	278	3	177	41	2	3	1	0	3	1	8	39	0	0
16:00	250	4	185	31	0	2	2	0	2	0	6	18	0	0
17:00	248	2	195	31	3	1	0	0	0	1	4	11	0	0
18:00	181	2	137	24	0	1	2	0	2	0	4	9	0	0
19:00	83	1	70	7	0	0	0	0	0	0	4	1	0	0
20:00	74	1	63	6	0	0	1	0	0	0	2	1	0	0
21:00	37	0	34	2	0	0	0	0	0	0	0	1	0	0
22:00	37	1	34	0	0	0	0	0	0	0	0	2	0	0
23:00	21	1	14	3	0	0	0	0	1	0	0	2	0	0
12H,7-19	3560	20	2370	599	22	32	25	0	81	5	107	299	0	0
16H,6-22	4158	26	2833	673	22	32	29	0	87	7	122	327	0	0
18H,6-24	4216	28	2881	676	22	32	29	0	88	7	122	331	0	0
24H,0-24	4605	28	3145	724	23	35	37	0	95	7	135	376	0	0

10913		IMMINGHAM			Site No: 10913001		Location Site 1 - A1173, Immingham (N of Kiln Ln)							
Tue 16-Nov-21 to Mon 22-Nov-21					Channel: Northbound									
TIME PERIOD	TOTAL VEHICLES	MOTOR-CYCLES	CARS OR CAR-BASED LGV	LIGHT GOODS VEHICLES	BUSES	TWO AXLE, SIX TYRE, RIGID/BUSES	THREE AXLE RIGID	FOUR OR MORE AXLE RIGID	FOUR OR LESS AXLE ARTIC	FIVE AXLE ARTIC	SIX OR MORE AXLE ARTIC	FIVE OR LESS AXLE MULTI-TRAILER ARTIC	SIX AXLE MULTI-TRAILER ARTIC	SEVEN OR MORE AXLE ARTIC
Wed 17-Nov-21														
00:00	12	0	8	1	0	0	0	0	1	0	1	1	0	0
01:00	14	0	10	3	0	0	0	0	0	0	0	1	0	0
02:00	19	0	14	3	0	0	0	0	0	0	0	2	0	0
03:00	33	0	18	4	0	0	1	0	0	0	2	8	0	0
04:00	68	0	43	12	0	0	0	0	2	0	1	10	0	0
05:00	219	1	158	29	0	1	5	0	6	0	2	17	0	0
06:00	432	3	322	51	1	1	2	0	9	1	7	35	0	0
07:00	626	3	468	98	3	4	4	0	11	1	9	25	0	0
08:00	417	2	277	90	2	2	2	0	9	0	4	29	0	0
09:00	242	0	150	42	6	5	2	0	4	0	10	23	0	0
10:00	227	2	116	54	0	3	3	0	10	0	12	27	0	0
11:00	243	0	131	48	2	7	1	2	16	0	10	26	0	0
12:00	264	1	162	53	1	2	3	0	6	1	12	23	0	0
13:00	257	1	165	50	2	3	3	0	7	0	9	17	0	0
14:00	268	0	156	50	0	4	2	0	12	1	13	30	0	0
15:00	271	4	175	35	1	2	0	1	8	0	10	35	0	0
16:00	245	2	172	43	3	2	0	0	4	0	5	14	0	0
17:00	277	2	207	46	2	1	2	0	2	0	5	10	0	0
18:00	163	2	133	16	0	1	1	0	2	0	2	6	0	0
19:00	102	1	76	16	0	1	2	0	0	0	2	4	0	0
20:00	73	1	61	8	0	0	0	0	0	0	0	3	0	0
21:00	41	1	36	3	0	0	1	0	0	0	0	0	0	0
22:00	38	0	32	2	0	0	1	0	0	0	0	3	0	0
23:00	18	0	15	1	0	1	0	0	0	0	0	1	0	0
12H,7-19	3500	19	2312	625	22	36	23	3	91	3	101	265	0	0
16H,6-22	4148	25	2807	703	23	38	28	3	100	4	110	307	0	0
18H,6-24	4204	25	2854	706	23	39	29	3	100	4	110	311	0	0
24H,0-24	4569	26	3105	758	23	40	35	3	109	4	116	350	0	0

10913		IMMINGHAM			Site No: 10913001			Location Site 1 - A1173, Immingham (N of Kiln Ln)							
Tue 16-Nov-21 to Mon 22-Nov-21					Channel: Northbound										
TIME PERIOD	TOTAL VEHICLES	MOTOR-CYCLES	CARS OR CAR-BASED LGV	LIGHT GOODS VEHICLE S	BUSES	TWO AXLE, SIX TYRE, RIGID/BUSES	THREE AXLE RIGID	FOUR OR MORE AXLE RIGID	FOUR OR LESS AXLE ARTIC	FIVE AXLE ARTIC	SIX OR MORE AXLE ARTIC	FIVE OR LESS AXLE MULTI-TRAILER ARTIC	SIX AXLE MULTI-TRAILER ARTIC	SEVEN OR MORE AXLE ARTIC	
Thu 18-Nov-21															
00:00	11	0	6	2	0	0	1	0	0	0	1	1	0	0	
01:00	11	0	9	1	0	0	0	0	0	0	1	0	0	0	
02:00	21	0	15	3	0	0	1	0	0	0	1	1	0	0	
03:00	25	1	15	5	0	0	0	0	0	0	1	3	0	0	
04:00	80	0	48	14	0	0	0	0	3	0	3	12	0	0	
05:00	223	2	166	22	0	3	2	0	8	1	1	18	0	0	
06:00	399	4	295	56	0	1	1	0	7	1	6	28	0	0	
07:00	586	4	445	95	3	1	4	0	10	0	8	16	0	0	
08:00	414	1	279	75	7	4	1	0	17	0	9	21	0	0	
09:00	275	1	143	58	2	5	7	0	12	0	13	34	0	0	
10:00	241	1	134	51	2	4	1	0	10	0	8	30	0	0	
11:00	255	0	145	40	3	5	4	0	21	2	11	24	0	0	
12:00	272	1	173	48	0	0	3	0	7	0	4	36	0	0	
13:00	269	2	162	40	0	3	6	0	14	2	11	29	0	0	
14:00	279	1	160	51	2	3	2	0	18	1	11	30	0	0	
15:00	252	2	168	30	6	7	4	1	6	0	3	25	0	0	
16:00	266	2	175	48	3	1	5	0	7	0	10	15	0	0	
17:00	263	2	204	35	1	2	0	1	2	0	2	14	0	0	
18:00	163	2	138	14	0	1	1	0	1	0	2	4	0	0	
19:00	76	1	62	10	0	0	0	0	0	0	1	2	0	0	
20:00	59	1	50	6	0	0	0	0	1	0	1	0	0	0	
21:00	39	0	34	5	0	0	0	0	0	0	0	0	0	0	
22:00	33	0	29	3	0	0	0	0	1	0	0	0	0	0	
23:00	16	0	11	1	0	0	0	0	0	0	1	3	0	0	
12H,7-19	3535	19	2326	585	29	36	38	2	125	5	92	278	0	0	
16H,6-22	4108	25	2767	662	29	37	39	2	133	6	100	308	0	0	
18H,6-24	4157	25	2807	666	29	37	39	2	134	6	101	311	0	0	
24H,0-24	4528	28	3066	713	29	40	43	2	145	7	109	346	0	0	

10913		IMMINGHAM			Site No: 10913001		Location Site 1 - A1173, Immingham (N of Kiln Ln)								
Tue 16-Nov-21 to Mon 22-Nov-21					Channel: Northbound										
TIME PERIOD	TOTAL VEHICLES	MOTOR-CYCLES	CARS OR CAR-BASED LGV	LIGHT GOODS VEHICLES	BUSES	TWO AXLE, SIX TYRE, RIGID/BUSES	THREE AXLE RIGID	FOUR OR MORE AXLE RIGID	FOUR OR LESS AXLE ARTIC	FIVE AXLE ARTIC	SIX OR MORE AXLE ARTIC	FIVE OR LESS AXLE MULTI-TRAILER ARTIC	SIX AXLE MULTI-TRAILER ARTIC	SEVEN OR MORE AXLE ARTIC	
Fri 19-Nov-21															
00:00	9	0	6	1	0	0	0	0	0	0	0	2	0	0	
01:00	10	0	8	1	0	0	0	0	0	0	1	0	0	0	
02:00	18	0	13	1	0	0	1	0	0	0	0	3	0	0	
03:00	25	1	14	7	0	0	0	0	0	0	0	3	0	0	
04:00	73	0	48	10	0	0	1	0	4	0	1	9	0	0	
05:00	222	4	171	15	1	3	4	0	4	1	8	11	0	0	
06:00	349	4	256	50	0	0	7	0	4	0	3	25	0	0	
07:00	566	1	426	90	2	4	0	0	13	1	10	19	0	0	
08:00	378	0	264	53	6	4	5	0	9	1	12	24	0	0	
09:00	266	0	160	47	2	3	4	0	16	0	6	28	0	0	
10:00	242	0	129	55	2	7	4	0	9	0	5	31	0	0	
11:00	242	2	137	49	1	7	2	0	15	0	7	22	0	0	
12:00	291	1	192	44	1	1	0	0	9	1	12	30	0	0	
13:00	272	1	181	39	1	3	6	0	8	1	8	24	0	0	
14:00	300	2	189	49	1	8	1	1	9	1	6	33	0	0	
15:00	273	2	189	38	1	2	4	0	6	0	4	27	0	0	
16:00	263	2	201	30	4	1	1	0	1	0	7	16	0	0	
17:00	203	1	162	28	1	0	1	0	1	0	3	6	0	0	
18:00	151	1	122	20	1	1	0	0	1	0	2	3	0	0	
19:00	83	0	67	9	0	1	1	0	0	0	3	2	0	0	
20:00	54	0	46	5	0	0	0	0	1	0	2	0	0	0	
21:00	49	2	39	4	1	0	0	0	0	0	1	2	0	0	
22:00	47	0	45	2	0	0	0	0	0	0	0	0	0	0	
23:00	19	0	14	4	1	0	0	0	0	0	0	0	0	0	
12H,7-19	3447	13	2352	542	23	41	28	1	97	5	82	263	0	0	
16H,6-22	3982	19	2760	610	24	42	36	1	102	5	91	292	0	0	
18H,6-24	4048	19	2819	616	25	42	36	1	102	5	91	292	0	0	
24H,0-24	4405	24	3079	651	26	45	42	1	110	6	101	320	0	0	

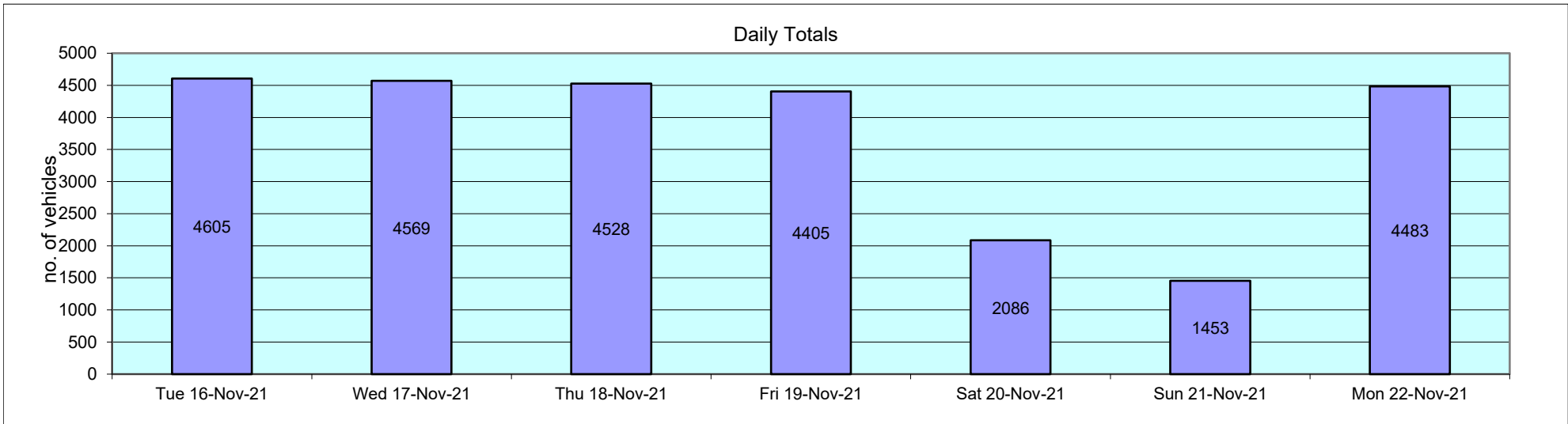
10913		IMMINGHAM			Site No: 10913001		Location Site 1 - A1173, Immingham (N of Kiln Ln)								
Tue 16-Nov-21 to Mon 22-Nov-21					Channel: Northbound										
TIME PERIOD	TOTAL VEHICLES	MOTOR-CYCLES	CARS OR CAR-BASED LGV	LIGHT GOODS VEHICLES	BUSES	TWO AXLE, SIX TYRE, RIGID/BUSES	THREE AXLE RIGID	FOUR OR MORE AXLE RIGID	FOUR OR LESS AXLE ARTIC	FIVE AXLE ARTIC	SIX OR MORE AXLE ARTIC	FIVE OR LESS AXLE MULTI-TRAILER ARTIC	SIX AXLE MULTI-TRAILER ARTIC	SEVEN OR MORE AXLE ARTIC	
Sat 20-Nov-21															
00:00	15	0	13	1	0	0	0	0	0	0	0	1	0	0	
01:00	12	0	8	2	0	0	0	0	0	0	1	1	0	0	
02:00	8	1	6	1	0	0	0	0	0	0	0	0	0	0	
03:00	21	0	12	3	0	0	0	0	1	0	2	3	0	0	
04:00	20	0	16	2	0	0	0	0	1	0	1	0	0	0	
05:00	113	1	100	6	1	0	0	0	3	0	0	2	0	0	
06:00	137	1	105	20	0	0	1	0	3	0	3	4	0	0	
07:00	158	0	113	32	3	1	0	0	1	0	4	4	0	0	
08:00	93	0	65	17	0	1	0	0	4	0	2	4	0	0	
09:00	136	1	91	29	0	3	2	0	0	0	4	6	0	0	
10:00	176	1	127	41	0	0	0	0	0	0	1	6	0	0	
11:00	170	0	128	32	0	0	0	0	1	0	3	6	0	0	
12:00	147	0	125	19	0	0	0	0	0	0	0	3	0	0	
13:00	143	0	117	24	0	1	0	0	0	0	1	0	0	0	
14:00	144	2	117	20	0	0	1	0	0	0	2	2	0	0	
15:00	130	0	116	11	0	1	2	0	0	0	0	0	0	0	
16:00	111	0	96	14	0	0	0	0	0	0	0	1	0	0	
17:00	110	2	94	12	0	0	0	0	0	0	0	2	0	0	
18:00	84	1	75	8	0	0	0	0	0	0	0	0	0	0	
19:00	51	0	46	4	0	0	0	0	0	0	0	1	0	0	
20:00	35	1	32	2	0	0	0	0	0	0	0	0	0	0	
21:00	23	0	22	0	0	0	0	0	0	0	0	1	0	0	
22:00	32	0	31	1	0	0	0	0	0	0	0	0	0	0	
23:00	17	0	16	1	0	0	0	0	0	0	0	0	0	0	
12H,7-19	1602	7	1264	259	3	7	5	0	6	0	17	34	0	0	
16H,6-22	1848	9	1469	285	3	7	6	0	9	0	20	40	0	0	
18H,6-24	1897	9	1516	287	3	7	6	0	9	0	20	40	0	0	
24H,0-24	2086	11	1671	302	4	7	6	0	14	0	24	47	0	0	

10913		IMMINGHAM			Site No: 10913001		Location Site 1 - A1173, Immingham (N of Kiln Ln)								
Tue 16-Nov-21 to Mon 22-Nov-21					Channel: Northbound										
TIME PERIOD	TOTAL VEHICLES	MOTOR-CYCLES	CARS OR CAR-BASED LGV	LIGHT GOODS VEHICLES	BUSES	TWO AXLE, SIX TYRE, RIGID/BUSES	THREE AXLE RIGID	FOUR OR MORE AXLE RIGID	FOUR OR LESS AXLE ARTIC	FIVE AXLE ARTIC	SIX OR MORE AXLE ARTIC	FIVE OR LESS AXLE MULTI-TRAILER ARTIC	SIX AXLE MULTI-TRAILER ARTIC	SEVEN OR MORE AXLE ARTIC	
Sun 21-Nov-21															
00:00	20	0	15	5	0	0	0	0	0	0	0	0	0	0	0
01:00	13	0	10	2	0	0	0	0	0	0	0	1	0	0	0
02:00	8	0	5	2	0	0	0	0	0	0	0	1	0	0	0
03:00	14	0	7	1	0	0	0	0	0	0	0	6	0	0	0
04:00	17	0	14	2	0	0	0	0	0	0	0	1	0	0	0
05:00	63	1	55	6	0	0	0	0	0	0	0	1	0	0	0
06:00	76	0	60	15	0	0	0	0	0	0	1	0	0	0	0
07:00	80	0	61	15	0	0	1	0	2	0	0	1	0	0	0
08:00	37	2	22	7	0	1	1	0	2	0	0	2	0	0	0
09:00	57	0	44	10	0	0	1	0	0	0	0	2	0	0	0
10:00	88	0	75	7	0	0	1	0	1	0	0	4	0	0	0
11:00	118	0	97	15	0	0	2	0	0	0	1	3	0	0	0
12:00	103	1	89	11	0	0	0	0	0	0	1	1	0	0	0
13:00	120	0	102	13	0	0	0	0	0	0	1	4	0	0	0
14:00	132	2	107	20	0	0	0	0	1	0	0	2	0	0	0
15:00	103	0	83	17	0	0	0	0	0	0	1	2	0	0	0
16:00	107	0	91	12	0	0	2	0	0	0	0	2	0	0	0
17:00	86	1	71	9	0	0	0	0	1	0	0	4	0	0	0
18:00	85	0	79	3	0	0	0	0	0	0	3	0	0	0	0
19:00	39	0	33	5	0	0	0	0	0	0	0	1	0	0	0
20:00	40	0	39	1	0	0	0	0	0	0	0	0	0	0	0
21:00	19	0	15	1	0	0	0	0	0	0	1	2	0	0	0
22:00	15	0	12	1	0	0	0	0	0	0	0	2	0	0	0
23:00	13	0	9	4	0	0	0	0	0	0	0	0	0	0	0
12H,7-19	1116	6	921	139	0	1	8	0	7	0	7	27	0	0	0
16H,6-22	1290	6	1068	161	0	1	8	0	7	0	9	30	0	0	0
18H,6-24	1318	6	1089	166	0	1	8	0	7	0	9	32	0	0	0
24H,0-24	1453	7	1195	184	0	1	8	0	7	0	9	42	0	0	0

10913		IMMINGHAM			Site No: 10913001		Location Site 1 - A1173, Immingham (N of Kiln Ln)							
Tue 16-Nov-21 to Mon 22-Nov-21					Channel: Northbound									
TIME PERIOD	TOTAL VEHICLES	MOTOR-CYCLES	CARS OR CAR-BASED LGV	LIGHT GOODS VEHICLES	BUSES	TWO AXLE, SIX TYRE, RIGID/BUSES	THREE AXLE RIGID	FOUR OR MORE AXLE RIGID	FOUR OR LESS AXLE ARTIC	FIVE AXLE ARTIC	SIX OR MORE AXLE ARTIC	FIVE OR LESS AXLE MULTI-TRAILER ARTIC	SIX AXLE MULTI-TRAILER ARTIC	SEVEN OR MORE AXLE ARTIC
Mon 22-Nov-21														
00:00	9	0	7	0	0	0	0	0	0	0	0	2	0	0
01:00	9	0	7	1	0	0	0	0	0	0	0	1	0	0
02:00	24	0	15	7	0	0	0	0	0	0	0	2	0	0
03:00	35	0	17	4	0	0	2	0	0	0	0	12	0	0
04:00	110	0	64	29	0	0	3	0	4	0	1	9	0	0
05:00	241	0	168	38	0	3	3	1	5	1	5	17	0	0
06:00	397	1	289	65	0	1	9	0	4	2	6	20	0	0
07:00	587	2	442	103	5	1	1	0	5	0	7	21	0	0
08:00	346	1	233	85	2	3	1	0	4	0	6	11	0	0
09:00	269	0	167	59	2	0	0	0	10	0	9	22	0	0
10:00	243	0	144	57	3	3	1	0	6	1	4	24	0	0
11:00	188	1	113	37	0	7	0	0	8	0	8	14	0	0
12:00	242	1	177	35	0	2	1	0	6	0	3	17	0	0
13:00	299	0	191	48	2	5	2	0	9	0	10	32	0	0
14:00	268	2	178	38	2	2	1	1	9	1	4	30	0	0
15:00	273	3	175	53	0	4	2	0	7	0	4	25	0	0
16:00	280	4	201	51	0	0	4	1	4	1	3	11	0	0
17:00	307	1	245	36	3	0	1	0	1	0	3	17	0	0
18:00	156	1	120	24	0	0	1	0	1	1	1	7	0	0
19:00	73	0	60	6	0	0	0	0	0	0	1	6	0	0
20:00	50	0	39	7	0	0	0	0	0	0	2	2	0	0
21:00	31	0	27	3	0	0	0	0	1	0	0	0	0	0
22:00	36	1	27	5	0	1	0	0	0	0	1	1	0	0
23:00	10	0	5	3	0	0	1	0	0	0	1	0	0	0
12H,7-19	3458	16	2386	626	19	27	15	2	70	4	62	231	0	0
16H,6-22	4009	17	2801	707	19	28	24	2	75	6	71	259	0	0
18H,6-24	4055	18	2833	715	19	29	25	2	75	6	73	260	0	0
24H,0-24	4483	18	3111	794	19	32	33	3	84	7	79	303	0	0

10913 IMMINGHAM Site No: 10913001 Location Site 1 - A1173, Immingham (N of Kiln Ln)
 Tue 16-Nov-21 to Mon 22-Nov-21 Channel: Northbound

TIME PERIOD	TOTAL VEHICLES	MOTOR-CYCLES	CARS OR CAR-BASED LGV	LIGHT GOODS VEHICLES	BUSES	TWO AXLE, SIX TYRE, RIGID/BUSES	THREE AXLE RIGID	FOUR OR MORE AXLE RIGID	FOUR OR LESS AXLE ARTIC	FIVE AXLE ARTIC	SIX OR MORE AXLE ARTIC	FIVE OR LESS AXLE MULTI-TRAILER ARTIC	SIX AXLE MULTI-TRAILER ARTIC	SEVEN OR MORE AXLE ARTIC
Daily Totals														
Tue 16-Nov-21	4605	28	3145	724	23	35	37	0	95	7	135	376	0	0
Wed 17-Nov-21	4569	26	3105	758	23	40	35	3	109	4	116	350	0	0
Thu 18-Nov-21	4528	28	3066	713	29	40	43	2	145	7	109	346	0	0
Fri 19-Nov-21	4405	24	3079	651	26	45	42	1	110	6	101	320	0	0
Sat 20-Nov-21	2086	11	1671	302	4	7	6	0	14	0	24	47	0	0
Sun 21-Nov-21	1453	7	1195	184	0	1	8	0	7	0	9	42	0	0
Mon 22-Nov-21	4483	18	3111	794	19	32	33	3	84	7	79	303	0	0
Total Vehicles														
[--]	26129	142	18372	4126	124	200	204	9	564	31	573	1784	0	0



10913		IMMINGHAM		Site No: 10913001		Location		Site 1 - A1173, Immingham (N of Kiln Ln)			
Tue 16-Nov-21 to Mon 22-Nov-21				Channel: Northbound							
TIME PERIOD	TOTAL VEHICLES	MOTOR-CYCLES	MOTOR-CYCLES%	CARS	CARS %	LGV	LGV %	HGV	HGV %	BUS	BUS %
Tue 16-Nov-21											
00:00	13	0	0.0	7	53.9	1	7.7	5	38.5	0	0.0
01:00	20	0	0.0	16	80.0	2	10.0	2	10.0	0	0.0
02:00	14	0	0.0	8	57.1	5	35.7	1	7.1	0	0.0
03:00	28	0	0.0	19	67.9	3	10.7	6	21.4	0	0.0
04:00	87	0	0.0	51	58.6	13	14.9	23	26.4	0	0.0
05:00	227	0	0.0	163	71.8	24	10.6	39	17.2	1	0.4
06:00	404	4	1.0	296	73.3	59	14.6	45	11.1	0	0.0
07:00	652	3	0.5	500	76.7	92	14.1	55	8.4	2	0.3
08:00	439	1	0.2	284	64.7	96	21.9	53	12.1	5	1.1
09:00	259	0	0.0	161	62.2	51	19.7	45	17.4	2	0.8
10:00	227	0	0.0	128	56.4	48	21.2	50	22.0	1	0.4
11:00	223	2	0.9	112	50.2	45	20.2	61	27.4	3	1.4
12:00	266	1	0.4	172	64.7	46	17.3	46	17.3	1	0.4
13:00	261	0	0.0	154	59.0	45	17.2	62	23.8	0	0.0
14:00	276	2	0.7	165	59.8	49	17.8	57	20.7	3	1.1
15:00	278	3	1.1	177	63.7	41	14.8	55	19.8	2	0.7
16:00	250	4	1.6	185	74.0	31	12.4	30	12.0	0	0.0
17:00	248	2	0.8	195	78.6	31	12.5	17	6.9	3	1.2
18:00	181	2	1.1	137	75.7	24	13.3	18	9.9	0	0.0
19:00	83	1	1.2	70	84.3	7	8.4	5	6.0	0	0.0
20:00	74	1	1.4	63	85.1	6	8.1	4	5.4	0	0.0
21:00	37	0	0.0	34	91.9	2	5.4	1	2.7	0	0.0
22:00	37	1	2.7	34	91.9	0	0.0	2	5.4	0	0.0
23:00	21	1	4.8	14	66.7	3	14.3	3	14.3	0	0.0
12H,7-19	3560	20	0.6	2370	66.6	599	16.8	549	15.4	22	0.6
16H,6-22	4158	26	0.6	2833	68.1	673	16.2	604	14.5	22	0.5
18H,6-24	4216	28	0.7	2881	68.3	676	16.0	609	14.4	22	0.5
24H,0-24	4605	28	0.6	3145	68.3	724	15.7	685	14.9	23	0.5

10913		IMMINGHAM		Site No: 10913001		Location		Site 1 - A1173, Immingham (N of Kiln Ln)			
Tue 16-Nov-21 to Mon 22-Nov-21				Channel: Northbound							
TIME PERIOD	TOTAL VEHICLES	MOTOR-CYCLES	MOTOR-CYCLES%	CARS	CARS %	LGV	LGV %	HGV	HGV %	BUS	BUS %
Wed 17-Nov-21											
00:00	12	0	0.0	8	66.7	1	8.3	3	25.0	0	0.0
01:00	14	0	0.0	10	71.4	3	21.4	1	7.1	0	0.0
02:00	19	0	0.0	14	73.7	3	15.8	2	10.5	0	0.0
03:00	33	0	0.0	18	54.6	4	12.1	11	33.3	0	0.0
04:00	68	0	0.0	43	63.2	12	17.7	13	19.1	0	0.0
05:00	219	1	0.5	158	72.2	29	13.2	31	14.2	0	0.0
06:00	432	3	0.7	322	74.5	51	11.8	55	12.7	1	0.2
07:00	626	3	0.5	468	74.8	98	15.7	54	8.6	3	0.5
08:00	417	2	0.5	277	66.4	90	21.6	46	11.0	2	0.5
09:00	242	0	0.0	150	62.0	42	17.4	44	18.2	6	2.5
10:00	227	2	0.9	116	51.1	54	23.8	55	24.2	0	0.0
11:00	243	0	0.0	131	53.9	48	19.8	62	25.5	2	0.8
12:00	264	1	0.4	162	61.4	53	20.1	47	17.8	1	0.4
13:00	257	1	0.4	165	64.2	50	19.5	39	15.2	2	0.8
14:00	268	0	0.0	156	58.2	50	18.7	62	23.1	0	0.0
15:00	271	4	1.5	175	64.6	35	12.9	56	20.7	1	0.4
16:00	245	2	0.8	172	70.2	43	17.6	25	10.2	3	1.2
17:00	277	2	0.7	207	74.7	46	16.6	20	7.2	2	0.7
18:00	163	2	1.2	133	81.6	16	9.8	12	7.4	0	0.0
19:00	102	1	1.0	76	74.5	16	15.7	9	8.8	0	0.0
20:00	73	1	1.4	61	83.6	8	11.0	3	4.1	0	0.0
21:00	41	1	2.4	36	87.8	3	7.3	1	2.4	0	0.0
22:00	38	0	0.0	32	84.2	2	5.3	4	10.5	0	0.0
23:00	18	0	0.0	15	83.3	1	5.6	2	11.1	0	0.0
12H,7-19	3500	19	0.5	2312	66.1	625	17.9	522	14.9	22	0.6
16H,6-22	4148	25	0.6	2807	67.7	703	17.0	590	14.2	23	0.6
18H,6-24	4204	25	0.6	2854	67.9	706	16.8	596	14.2	23	0.6
24H,0-24	4569	26	0.6	3105	68.0	758	16.6	657	14.4	23	0.5

10913		IMMINGHAM		Site No: 10913001		Location		Site 1 - A1173, Immingham (N of Kiln Ln)			
Tue 16-Nov-21 to Mon 22-Nov-21				Channel: Northbound							
TIME PERIOD	TOTAL VEHICLES	MOTOR-CYCLES	MOTOR-CYCLES%	CARS	CARS %	LGV	LGV %	HGV	HGV %	BUS	BUS %
Thu 18-Nov-21											
00:00	11	0	0.0	6	54.6	2	18.2	3	27.3	0	0.0
01:00	11	0	0.0	9	81.8	1	9.1	1	9.1	0	0.0
02:00	21	0	0.0	15	71.4	3	14.3	3	14.3	0	0.0
03:00	25	1	4.0	15	60.0	5	20.0	4	16.0	0	0.0
04:00	80	0	0.0	48	60.0	14	17.5	18	22.5	0	0.0
05:00	223	2	0.9	166	74.4	22	9.9	33	14.8	0	0.0
06:00	399	4	1.0	295	73.9	56	14.0	44	11.0	0	0.0
07:00	586	4	0.7	445	75.9	95	16.2	39	6.7	3	0.5
08:00	414	1	0.2	279	67.4	75	18.1	52	12.6	7	1.7
09:00	275	1	0.4	143	52.0	58	21.1	71	25.8	2	0.7
10:00	241	1	0.4	134	55.6	51	21.2	53	22.0	2	0.8
11:00	255	0	0.0	145	56.9	40	15.7	67	26.3	3	1.2
12:00	272	1	0.4	173	63.6	48	17.7	50	18.4	0	0.0
13:00	269	2	0.7	162	60.2	40	14.9	65	24.2	0	0.0
14:00	279	1	0.4	160	57.4	51	18.3	65	23.3	2	0.7
15:00	252	2	0.8	168	66.7	30	11.9	46	18.3	6	2.4
16:00	266	2	0.8	175	65.8	48	18.1	38	14.3	3	1.1
17:00	263	2	0.8	204	77.6	35	13.3	21	8.0	1	0.4
18:00	163	2	1.2	138	84.7	14	8.6	9	5.5	0	0.0
19:00	76	1	1.3	62	81.6	10	13.2	3	4.0	0	0.0
20:00	59	1	1.7	50	84.8	6	10.2	2	3.4	0	0.0
21:00	39	0	0.0	34	87.2	5	12.8	0	0.0	0	0.0
22:00	33	0	0.0	29	87.9	3	9.1	1	3.0	0	0.0
23:00	16	0	0.0	11	68.8	1	6.3	4	25.0	0	0.0
12H,7-19	3535	19	0.5	2326	65.8	585	16.6	576	16.3	29	0.8
16H,6-22	4108	25	0.6	2767	67.4	662	16.1	625	15.2	29	0.7
18H,6-24	4157	25	0.6	2807	67.5	666	16.0	630	15.2	29	0.7
24H,0-24	4528	28	0.6	3066	67.7	713	15.8	692	15.3	29	0.6

10913		IMMINGHAM		Site No: 10913001		Location		Site 1 - A1173, Immingham (N of Kiln Ln)			
Tue 16-Nov-21 to Mon 22-Nov-21				Channel: Northbound							
TIME PERIOD	TOTAL VEHICLES	MOTOR-CYCLES	MOTOR-CYCLES%	CARS	CARS %	LGV	LGV %	HGV	HGV %	BUS	BUS %
Fri 19-Nov-21											
00:00	9	0	0.0	6	66.7	1	11.1	2	22.2	0	0.0
01:00	10	0	0.0	8	80.0	1	10.0	1	10.0	0	0.0
02:00	18	0	0.0	13	72.2	1	5.6	4	22.2	0	0.0
03:00	25	1	4.0	14	56.0	7	28.0	3	12.0	0	0.0
04:00	73	0	0.0	48	65.8	10	13.7	15	20.6	0	0.0
05:00	222	4	1.8	171	77.0	15	6.8	31	14.0	1	0.5
06:00	349	4	1.2	256	73.4	50	14.3	39	11.2	0	0.0
07:00	566	1	0.2	426	75.3	90	15.9	47	8.3	2	0.4
08:00	378	0	0.0	264	69.8	53	14.0	55	14.6	6	1.6
09:00	266	0	0.0	160	60.2	47	17.7	57	21.4	2	0.8
10:00	242	0	0.0	129	53.3	55	22.7	56	23.1	2	0.8
11:00	242	2	0.8	137	56.6	49	20.3	53	21.9	1	0.4
12:00	291	1	0.3	192	66.0	44	15.1	53	18.2	1	0.3
13:00	272	1	0.4	181	66.5	39	14.3	50	18.4	1	0.4
14:00	300	2	0.7	189	63.0	49	16.3	59	19.7	1	0.3
15:00	273	2	0.7	189	69.2	38	13.9	43	15.8	1	0.4
16:00	263	2	0.8	201	76.4	30	11.4	26	9.9	4	1.5
17:00	203	1	0.5	162	79.8	28	13.8	11	5.4	1	0.5
18:00	151	1	0.7	122	80.8	20	13.3	7	4.6	1	0.7
19:00	83	0	0.0	67	80.7	9	10.8	7	8.4	0	0.0
20:00	54	0	0.0	46	85.2	5	9.3	3	5.6	0	0.0
21:00	49	2	4.1	39	79.6	4	8.2	3	6.1	1	2.0
22:00	47	0	0.0	45	95.7	2	4.3	0	0.0	0	0.0
23:00	19	0	0.0	14	73.7	4	21.1	0	0.0	1	5.3
12H,7-19	3447	13	0.4	2352	68.2	542	15.7	517	15.0	23	0.7
16H,6-22	3982	19	0.5	2760	69.3	610	15.3	569	14.3	24	0.6
18H,6-24	4048	19	0.5	2819	69.6	616	15.2	569	14.1	25	0.6
24H,0-24	4405	24	0.5	3079	69.9	651	14.8	625	14.2	26	0.6

10913 IMMINGHAM Site No: 10913001 Location Site 1 - A1173, Immingham (N of Kiln Ln)
 Tue 16-Nov-21 to Mon 22-Nov-21 Channel: Northbound

TIME PERIOD	TOTAL VEHICLES	MOTOR-CYCLES	MOTOR-CYCLES%	CARS	CARS %	LGV	LGV %	HGV	HGV %	BUS	BUS %
Sat 20-Nov-21											
00:00	15	0	0.0	13	86.7	1	6.7	1	6.7	0	0.0
01:00	12	0	0.0	8	66.7	2	16.7	2	16.7	0	0.0
02:00	8	1	12.5	6	75.0	1	12.5	0	0.0	0	0.0
03:00	21	0	0.0	12	57.1	3	14.3	6	28.6	0	0.0
04:00	20	0	0.0	16	80.0	2	10.0	2	10.0	0	0.0
05:00	113	1	0.9	100	88.5	6	5.3	5	4.4	1	0.9
06:00	137	1	0.7	105	76.6	20	14.6	11	8.0	0	0.0
07:00	158	0	0.0	113	71.5	32	20.3	10	6.3	3	1.9
08:00	93	0	0.0	65	69.9	17	18.3	11	11.8	0	0.0
09:00	136	1	0.7	91	66.9	29	21.3	15	11.0	0	0.0
10:00	176	1	0.6	127	72.2	41	23.3	7	4.0	0	0.0
11:00	170	0	0.0	128	75.3	32	18.8	10	5.9	0	0.0
12:00	147	0	0.0	125	85.0	19	12.9	3	2.0	0	0.0
13:00	143	0	0.0	117	81.8	24	16.8	2	1.4	0	0.0
14:00	144	2	1.4	117	81.3	20	13.9	5	3.5	0	0.0
15:00	130	0	0.0	116	89.2	11	8.5	3	2.3	0	0.0
16:00	111	0	0.0	96	86.5	14	12.6	1	0.9	0	0.0
17:00	110	2	1.8	94	85.5	12	10.9	2	1.8	0	0.0
18:00	84	1	1.2	75	89.3	8	9.5	0	0.0	0	0.0
19:00	51	0	0.0	46	90.2	4	7.8	1	2.0	0	0.0
20:00	35	1	2.9	32	91.4	2	5.7	0	0.0	0	0.0
21:00	23	0	0.0	22	95.7	0	0.0	1	4.4	0	0.0
22:00	32	0	0.0	31	96.9	1	3.1	0	0.0	0	0.0
23:00	17	0	0.0	16	94.1	1	5.9	0	0.0	0	0.0
12H,7-19	1602	7	0.4	1264	78.9	259	16.2	69	4.3	3	0.2
16H,6-22	1848	9	0.5	1469	79.5	285	15.4	82	4.4	3	0.2
18H,6-24	1897	9	0.5	1516	79.9	287	15.1	82	4.3	3	0.2
24H,0-24	2086	11	0.5	1671	80.1	302	14.5	98	4.7	4	0.2

TIME PERIOD	TOTAL VEHICLES	MOTOR-CYCLES	MOTOR-CYCLES%	CARS	CARS %	LGV	LGV %	HGV	HGV %	BUS	BUS %
Sun 21-Nov-21											
00:00	20	0	0.0	15	75.0	5	25.0	0	0.0	0	0.0
01:00	13	0	0.0	10	76.9	2	15.4	1	7.7	0	0.0
02:00	8	0	0.0	5	62.5	2	25.0	1	12.5	0	0.0
03:00	14	0	0.0	7	50.0	1	7.1	6	42.9	0	0.0
04:00	17	0	0.0	14	82.4	2	11.8	1	5.9	0	0.0
05:00	63	1	1.6	55	87.3	6	9.5	1	1.6	0	0.0
06:00	76	0	0.0	60	79.0	15	19.7	1	1.3	0	0.0
07:00	80	0	0.0	61	76.3	15	18.8	4	5.0	0	0.0
08:00	37	2	5.4	22	59.5	7	18.9	6	16.2	0	0.0
09:00	57	0	0.0	44	77.2	10	17.5	3	5.3	0	0.0
10:00	88	0	0.0	75	85.2	7	8.0	6	6.8	0	0.0
11:00	118	0	0.0	97	82.2	15	12.7	6	5.1	0	0.0
12:00	103	1	1.0	89	86.4	11	10.7	2	1.9	0	0.0
13:00	120	0	0.0	102	85.0	13	10.8	5	4.2	0	0.0
14:00	132	2	1.5	107	81.1	20	15.2	3	2.3	0	0.0
15:00	103	0	0.0	83	80.6	17	16.5	3	2.9	0	0.0
16:00	107	0	0.0	91	85.1	12	11.2	4	3.7	0	0.0
17:00	86	1	1.2	71	82.6	9	10.5	5	5.8	0	0.0
18:00	85	0	0.0	79	92.9	3	3.5	3	3.5	0	0.0
19:00	39	0	0.0	33	84.6	5	12.8	1	2.6	0	0.0
20:00	40	0	0.0	39	97.5	1	2.5	0	0.0	0	0.0
21:00	19	0	0.0	15	79.0	1	5.3	3	15.8	0	0.0
22:00	15	0	0.0	12	80.0	1	6.7	2	13.3	0	0.0
23:00	13	0	0.0	9	69.2	4	30.8	0	0.0	0	0.0
12H,7-19	1116	6	0.5	921	82.5	139	12.5	50	4.5	0	0.0
16H,6-22	1290	6	0.5	1068	82.8	161	12.5	55	4.3	0	0.0
18H,6-24	1318	6	0.5	1089	82.6	166	12.6	57	4.3	0	0.0
24H,0-24	1453	7	0.5	1195	82.2	184	12.7	67	4.6	0	0.0

10913		IMMINGHAM		Site No: 10913001		Location		Site 1 - A1173, Immingham (N of Kiln Ln)			
Tue 16-Nov-21 to Mon 22-Nov-21				Channel: Northbound							
TIME PERIOD	TOTAL VEHICLES	MOTOR-CYCLES	MOTOR-CYCLES%	CARS	CARS %	LGV	LGV %	HGV	HGV %	BUS	BUS %
Mon 22-Nov-21											
00:00	9	0	0.0	7	77.8	0	0.0	2	22.2	0	0.0
01:00	9	0	0.0	7	77.8	1	11.1	1	11.1	0	0.0
02:00	24	0	0.0	15	62.5	7	29.2	2	8.3	0	0.0
03:00	35	0	0.0	17	48.6	4	11.4	14	40.0	0	0.0
04:00	110	0	0.0	64	58.2	29	26.4	17	15.5	0	0.0
05:00	241	0	0.0	168	69.7	38	15.8	35	14.5	0	0.0
06:00	397	1	0.3	289	72.8	65	16.4	42	10.6	0	0.0
07:00	587	2	0.3	442	75.3	103	17.6	35	6.0	5	0.9
08:00	346	1	0.3	233	67.3	85	24.6	25	7.2	2	0.6
09:00	269	0	0.0	167	62.1	59	21.9	41	15.2	2	0.7
10:00	243	0	0.0	144	59.3	57	23.5	39	16.1	3	1.2
11:00	188	1	0.5	113	60.1	37	19.7	37	19.7	0	0.0
12:00	242	1	0.4	177	73.1	35	14.5	29	12.0	0	0.0
13:00	299	0	0.0	191	63.9	48	16.1	58	19.4	2	0.7
14:00	268	2	0.8	178	66.4	38	14.2	48	17.9	2	0.8
15:00	273	3	1.1	175	64.1	53	19.4	42	15.4	0	0.0
16:00	280	4	1.4	201	71.8	51	18.2	24	8.6	0	0.0
17:00	307	1	0.3	245	79.8	36	11.7	22	7.2	3	1.0
18:00	156	1	0.6	120	76.9	24	15.4	11	7.1	0	0.0
19:00	73	0	0.0	60	82.2	6	8.2	7	9.6	0	0.0
20:00	50	0	0.0	39	78.0	7	14.0	4	8.0	0	0.0
21:00	31	0	0.0	27	87.1	3	9.7	1	3.2	0	0.0
22:00	36	1	2.8	27	75.0	5	13.9	3	8.3	0	0.0
23:00	10	0	0.0	5	50.0	3	30.0	2	20.0	0	0.0
12H,7-19	3458	16	0.5	2386	69.0	626	18.1	411	11.9	19	0.6
16H,6-22	4009	17	0.4	2801	69.9	707	17.6	465	11.6	19	0.5
18H,6-24	4055	18	0.4	2833	69.9	715	17.6	470	11.6	19	0.5
24H,0-24	4483	18	0.4	3111	69.4	794	17.7	541	12.1	19	0.4

10913 IMMINGHAM Site No: 10913001 Location Site 1 - A1173, Immingham (N of Kiln Ln)
 Tue 16-Nov-21 to Mon 22-Nov-21 Channel: Northbound

Time Period	Total Vehicles	85%ile Speed	Mean Speed	Stand Dev.	<11Mph	11-<21	21-<31	31-<41	41-<46	46-<51	51-<56	56-<61	61-<66	66-<71	71-<76
Tue 16-Nov-21															
00:00	13	53.8	49.7	7.5	0	0	0	0	5	4	2	1	0	1	0
01:00	20	59.8	52	9.4	0	0	0	2	3	4	5	3	2	0	1
02:00	14	59.5	51.9	8.8	0	0	0	1	3	2	4	2	1	1	0
03:00	28	55.4	49.3	8.3	0	0	0	3	6	9	6	2	1	0	1
04:00	87	60.5	48.2	10.6	0	0	1	20	19	19	9	6	8	3	1
05:00	227	55.1	47.1	8.2	0	0	3	43	53	55	47	18	7	0	1
06:00	404	51.4	44.7	7.1	0	0	0	110	133	97	38	19	7	0	0
07:00	652	51.3	45.5	6.3	0	0	0	126	210	213	86	12	1	4	0
08:00	439	52.4	45.4	7.3	0	0	1	99	147	112	49	23	4	3	1
09:00	259	50.9	44.2	7	0	0	1	77	80	63	26	11	0	1	0
10:00	227	53	46.2	8.3	0	0	0	47	77	59	24	9	3	3	4
11:00	223	53.6	44.6	8.5	0	0	3	77	46	49	27	17	2	1	1
12:00	266	53.6	45.6	7.6	0	0	1	67	69	68	39	16	6	0	0
13:00	261	53.7	45.9	7.5	0	0	2	53	81	65	38	18	2	1	1
14:00	276	51.2	44.1	7.6	0	0	5	81	83	64	29	8	6	0	0
15:00	278	51.6	44.1	7.9	0	0	5	86	79	62	30	11	2	2	1
16:00	250	52.3	45.5	7.2	0	0	0	60	65	79	30	13	2	0	1
17:00	248	53.2	46.1	7.1	0	0	2	45	74	74	35	13	5	0	0
18:00	181	54.5	46.8	8	0	0	0	36	49	49	28	12	2	4	1
19:00	83	58.5	50	8.7	0	0	0	8	15	33	9	10	5	0	2
20:00	74	55.4	46.4	9.1	0	0	1	22	9	19	13	7	2	1	0
21:00	37	60.9	52.8	7.5	0	0	0	0	6	12	9	4	3	3	0
22:00	37	58	52	7	0	0	0	0	7	11	11	5	0	3	0
23:00	21	57.8	51	8	0	0	0	1	5	5	6	1	2	1	0
12H,7-19	3560	52.5	45.3	7.4	0	0	20	854	1060	957	441	163	35	19	10
16H,6-22	4158	52.7	45.4	7.5	0	0	21	994	1223	1118	510	203	52	23	12
18H,6-24	4216	52.9	45.5	7.6	0	0	21	995	1235	1134	527	209	54	27	12
24H,0-24	4605	53.3	45.7	7.7	0	0	25	1064	1324	1227	600	241	73	32	16

10913 IMMINGHAM Site No: 10913001 Location Site 1 - A1173, Immingham (N of Kiln Ln)
 Tue 16-Nov-21 to Mon 22-Nov-21 Channel: Northbound

Time Period	Total Vehicles	85%ile Speed	Mean Speed	Stand Dev.	<11Mph	11-<21	21-<31	31-<41	41-<46	46-<51	51-<56	56-<61	61-<66	66-<71	71-<76
-------------	----------------	--------------	------------	------------	--------	--------	--------	--------	--------	--------	--------	--------	--------	--------	--------

Wed 17-Nov-21

00:00	12	53.8	46	9.3	0	0	0	4	2	2	3	0	1	0	0
01:00	14	53.3	47.4	6.7	0	0	0	2	3	5	3	1	0	0	0
02:00	19	58.8	50.1	10.4	0	0	0	4	2	4	4	3	1	0	1
03:00	33	56.7	48.1	8.6	0	0	0	7	6	7	7	4	2	0	0
04:00	68	55.2	48.1	8.6	0	0	0	12	14	22	11	3	4	1	1
05:00	219	56.1	48.1	8.4	0	0	0	38	46	67	34	23	3	6	1
06:00	432	51.9	45.4	7.2	0	0	6	91	125	137	44	24	3	2	0
07:00	626	52.3	45.9	7.2	0	0	0	129	177	204	82	22	3	5	2
08:00	417	52.4	45.1	7.5	0	0	9	99	100	129	62	13	5	0	0
09:00	242	51.8	44.3	7.8	0	1	3	76	48	72	32	9	0	0	1
10:00	227	50.3	43.4	7.2	0	0	2	78	69	50	18	8	2	0	0
11:00	243	51.8	43.8	7.6	0	0	2	84	66	50	25	14	2	0	0
12:00	264	54	46.3	8.1	0	0	2	61	58	82	35	18	4	3	0
13:00	257	54.5	47.4	7.4	0	0	0	43	61	74	57	14	5	3	0
14:00	268	52.6	44.2	8.1	0	0	5	83	80	50	30	15	3	1	1
15:00	271	52.3	44.8	8	0	0	9	61	81	70	35	6	8	0	1
16:00	245	53.6	46.1	7.3	0	1	0	47	74	68	34	18	2	1	0
17:00	277	53.3	46	7.1	0	0	3	47	90	78	37	19	2	1	0
18:00	163	57.3	49.6	8	0	0	0	19	33	43	38	19	6	4	1
19:00	102	55.1	48.3	8.4	0	0	0	15	24	30	21	6	4	0	0
20:00	73	59	51.4	8.7	0	0	0	4	14	21	19	6	5	0	3
21:00	41	63	53.1	9.3	0	0	0	3	8	7	5	9	6	3	0
22:00	38	58.8	50.7	7.7	0	0	0	2	9	10	8	5	3	1	0
23:00	18	60.5	51.8	9.3	0	0	0	2	3	3	4	3	2	1	0
12H,7-19	3500	53.1	45.5	7.7	0	2	35	827	937	970	485	175	42	18	6
16H,6-22	4148	53.3	45.7	7.8	0	2	41	940	1108	1165	574	220	60	23	9
18H,6-24	4204	53.5	45.8	7.8	0	2	41	944	1120	1178	586	228	65	25	9
24H,0-24	4569	53.7	46	7.9	0	2	41	1011	1193	1285	648	262	76	32	12

10913 IMMINGHAM Site No: 10913001 Location Site 1 - A1173, Immingham (N of Kiln Ln)
 Tue 16-Nov-21 to Mon 22-Nov-21 Channel: Northbound

Time Period	Total Vehicles	85%ile Speed	Mean Speed	Stand Dev.	<11Mph	11-<21	21-<31	31-<41	41-<46	46-<51	51-<56	56-<61	61-<66	66-<71	71-<76
Thu 18-Nov-21															
00:00	11	55.3	49.6	7.6	0	0	0	1	2	4	2	1	1	0	0
01:00	11	55.6	50.3	7.9	0	0	0	2	0	2	5	2	0	0	0
02:00	21	61.4	52.2	7.8	0	0	0	1	3	6	5	2	4	0	0
03:00	25	55	48.1	7.6	0	0	0	4	5	7	6	2	1	0	0
04:00	80	61.3	48.4	9.8	0	0	0	12	29	15	10	1	9	2	1
05:00	223	56.5	48.1	8.8	0	0	0	45	41	63	38	20	10	4	1
06:00	399	52.6	45.5	7.2	0	0	6	84	103	126	60	17	2	1	0
07:00	586	52.9	46.3	6.5	0	0	1	100	161	198	100	23	2	1	0
08:00	414	53.6	46.5	7	0	0	0	74	123	115	77	18	3	3	1
09:00	275	53.8	44.8	8.2	0	0	4	80	83	46	36	20	5	1	0
10:00	241	52.5	45.7	6.9	0	0	0	51	72	72	32	10	4	0	0
11:00	255	52.2	43.8	8.3	0	0	6	85	71	46	35	7	1	2	2
12:00	272	53.5	46.3	7.4	0	0	0	60	62	84	49	10	5	2	0
13:00	269	53.4	46.1	8.1	0	0	2	54	85	74	27	18	2	3	4
14:00	279	50.9	43.4	7.6	0	0	4	98	82	53	29	9	3	1	0
15:00	252	52.7	44.7	8.4	0	0	8	68	65	63	28	14	4	1	0
16:00	266	52.4	44.6	8	0	2	6	65	76	67	34	13	3	0	0
17:00	263	55.2	47.4	7.7	0	0	0	46	66	78	39	24	6	4	0
18:00	163	55.6	49.9	7.5	0	0	0	9	38	55	39	9	8	1	4
19:00	76	58.1	50.2	9.1	0	0	0	10	15	14	23	5	5	3	0
20:00	59	59	51.6	7.9	0	0	0	6	4	17	16	11	3	2	0
21:00	39	58.2	51.3	7	0	0	0	2	4	15	9	6	2	1	0
22:00	33	60.4	51.7	8	0	0	0	2	4	13	4	5	4	1	0
23:00	16	56.5	48.5	9.9	0	0	0	4	1	6	2	1	1	1	0
12H,7-19	3535	53.3	45.7	7.7	0	2	31	790	984	951	525	175	46	19	11
16H,6-22	4108	53.6	45.9	7.7	0	2	37	892	1110	1123	633	214	58	26	11
18H,6-24	4157	53.7	46	7.7	0	2	37	898	1115	1142	639	220	63	28	11
24H,0-24	4528	53.9	46.2	7.9	0	2	37	963	1195	1239	705	248	88	34	13

10913		IMMINGHAM			Site No: 10913001		Location Site 1 - A1173, Immingham (N of Kiln Ln)								
Tue 16-Nov-21 to Mon 22-Nov-21					Channel: Northbound										
Time Period	Total Vehicles	85%ile Speed	Mean Speed	Stand Dev.	<11Mph	11-<21	21-<31	31-<41	41-<46	46-<51	51-<56	56-<61	61-<66	66-<71	71-<76
Fri 19-Nov-21															
00:00	9	-	50.7	12.3	0	0	0	2	1	2	2	0	1	0	1
01:00	10	56	50.8	10.2	0	0	0	1	2	3	2	1	0	0	1
02:00	18	59	50.4	8.2	0	0	0	2	2	7	2	3	2	0	0
03:00	25	59.4	51.7	7.6	0	0	0	2	2	8	6	4	3	0	0
04:00	73	55	49	6.9	0	0	0	6	17	24	18	3	5	0	0
05:00	222	54.6	48	8.2	0	0	0	36	49	64	54	9	2	2	6
06:00	349	54.3	47.4	7.1	0	0	1	53	80	120	63	25	5	1	1
07:00	566	53.6	47	6.9	0	0	0	84	162	184	96	25	11	3	0
08:00	378	53.3	45.5	7.4	0	0	0	101	89	103	60	21	4	0	0
09:00	266	53.1	46.1	7.2	0	0	0	52	81	77	37	12	6	0	0
10:00	242	52.5	45.1	8.2	0	0	2	67	68	60	27	10	4	2	1
11:00	242	53.1	44.9	7.9	0	0	1	71	67	55	27	17	3	0	0
12:00	291	54.6	46.2	9	0	0	0	81	73	62	43	14	7	8	2
13:00	272	54	46.2	8	0	0	3	52	91	61	40	14	6	4	1
14:00	300	54.3	45.8	8.9	0	0	7	72	78	69	43	17	8	3	1
15:00	273	52.6	44.9	7.7	1	0	0	73	80	66	37	10	5	1	0
16:00	263	54.7	48	7	0	0	0	33	60	92	51	18	7	2	0
17:00	203	54.5	47.7	7.7	0	0	0	28	57	62	36	11	4	2	2
18:00	151	55.5	48.8	7.3	0	0	1	17	23	59	31	14	4	2	0
19:00	83	58.3	50	9.2	0	0	1	12	9	22	21	11	4	2	0
20:00	54	57	50	7.2	0	0	0	4	10	18	12	7	2	1	0
21:00	49	61.2	51.1	9.6	0	0	0	5	8	14	13	1	4	2	1
22:00	47	54.6	49.9	6.7	0	0	0	1	10	19	13	2	1	0	0
23:00	19	57.6	51	8.6	0	0	0	1	4	6	4	2	1	0	1
12H,7-19	3447	53.9	46.3	7.8	1	0	14	731	929	950	528	183	69	27	7
16H,6-22	3982	54.2	46.6	7.8	1	0	16	805	1036	1124	637	227	84	33	9
18H,6-24	4048	54.2	46.6	7.8	1	0	16	807	1050	1149	654	231	86	33	10
24H,0-24	4405	54.3	46.8	7.9	1	0	16	856	1123	1257	738	251	99	35	18

10913		IMMINGHAM			Site No: 10913001		Location Site 1 - A1173, Immingham (N of Kiln Ln)								
Tue 16-Nov-21 to Mon 22-Nov-21					Channel: Northbound										
Time Period	Total Vehicles	85%ile Speed	Mean Speed	Stand Dev.	<11Mph	11-<21	21-<31	31-<41	41-<46	46-<51	51-<56	56-<61	61-<66	66-<71	71-<76
Sat 20-Nov-21															
00:00	15	58.8	52.3	7.4	0	0	0	1	2	2	5	4	1	0	0
01:00	12	57.8	52	7.4	0	0	0	1	1	2	5	2	1	0	0
02:00	8	-	55.4	10.1	0	0	0	0	0	3	3	1	0	0	0
03:00	21	57.7	50	7	0	0	0	1	5	7	3	4	1	0	0
04:00	20	53.5	48.3	8.9	0	0	0	4	1	10	3	1	0	0	1
05:00	113	57.4	50.3	7.1	0	0	0	8	14	47	23	13	7	0	1
06:00	137	57.5	49.2	8.7	0	0	0	20	30	32	30	13	7	3	2
07:00	158	57.7	49.8	7.9	0	0	0	12	42	39	34	20	8	1	0
08:00	93	58.7	50.1	8.1	0	0	0	7	21	30	13	14	6	1	0
09:00	136	58.2	50	8.1	0	0	0	12	29	43	24	16	7	3	2
10:00	176	56.9	50.6	6.6	0	0	0	10	25	56	53	28	2	1	0
11:00	170	55.9	49.6	7	0	0	0	13	31	60	41	19	4	0	1
12:00	147	55.8	50.2	6.8	0	0	0	8	23	57	38	13	4	3	1
13:00	143	57.3	51.1	6.9	0	0	0	8	21	38	48	23	2	2	0
14:00	144	56.8	49.8	7.1	0	0	0	9	33	43	34	18	5	1	1
15:00	130	56.9	50.7	7.3	0	0	0	8	16	51	32	16	4	0	2
16:00	111	58.7	51.2	7.3	0	0	0	6	19	31	27	20	5	3	0
17:00	110	56.5	49.5	7.8	0	0	0	8	29	34	21	10	6	0	1
18:00	84	59.1	51.7	7.9	0	0	0	2	15	31	16	11	5	1	2
19:00	51	61.9	52.9	8.2	0	0	0	0	9	15	16	2	5	2	1
20:00	35	58.7	52.2	8.1	0	0	0	2	4	9	11	6	2	0	0
21:00	23	59.8	51.1	8.2	0	0	0	2	4	6	4	4	3	0	0
22:00	32	58.7	53	6	0	0	0	0	3	9	12	5	2	1	0
23:00	17	60.9	51.1	8	0	0	0	0	5	6	2	1	2	1	0
12H,7-19	1602	57.4	50.3	7.4	0	0	0	103	304	513	381	208	58	16	10
16H,6-22	1848	57.6	50.3	7.5	0	0	0	127	351	575	442	233	75	21	13
18H,6-24	1897	57.7	50.4	7.5	0	0	0	127	359	590	456	239	79	23	13
24H,0-24	2086	57.7	50.4	7.5	0	0	0	142	382	661	498	264	89	23	15

10913		IMMINGHAM			Site No: 10913001		Location Site 1 - A1173, Immingham (N of Kiln Ln)								
Tue 16-Nov-21 to Mon 22-Nov-21					Channel: Northbound										
Time Period	Total Vehicles	85%ile Speed	Mean Speed	Stand Dev.	<11Mph	11-<21	21-<31	31-<41	41-<46	46-<51	51-<56	56-<61	61-<66	66-<71	71-<76
Sun 21-Nov-21															
00:00	20	58.5	53.8	8	0	0	0	0	3	4	8	2	1	1	1
01:00	13	58.6	50.2	9.4	0	0	0	3	0	3	3	3	1	0	0
02:00	8	-	46	7.6	0	0	0	2	2	1	3	0	0	0	0
03:00	14	53	47.1	7.8	0	0	0	2	5	4	1	1	1	0	0
04:00	17	59.3	51.9	7.5	0	0	0	1	2	5	4	3	2	0	0
05:00	63	56.1	51.6	8.7	0	0	0	6	7	12	28	4	3	1	0
06:00	76	56.6	51.1	6.3	0	0	0	3	9	26	25	9	3	1	0
07:00	80	54.2	48.8	6.4	0	0	0	5	16	37	15	5	0	1	1
08:00	37	57	50.1	7.3	0	0	0	3	6	13	8	5	1	1	0
09:00	57	57.6	49.4	7.6	0	0	1	2	16	18	8	9	2	1	0
10:00	88	57.4	50	8.1	0	0	0	7	15	38	12	8	3	3	2
11:00	118	56.4	50.4	7.9	0	0	0	9	22	33	35	11	4	2	0
12:00	103	56	49.6	7.5	0	0	0	11	16	35	25	9	5	2	0
13:00	120	57.3	49.8	7.7	0	0	0	10	27	36	25	13	6	2	1
14:00	132	57.7	50.1	7.6	0	0	0	11	25	39	31	17	6	2	1
15:00	103	55.6	49.3	7.2	0	0	0	11	15	38	25	9	3	2	0
16:00	107	56.5	49.1	6.6	0	0	0	7	28	35	19	15	3	0	0
17:00	86	55.6	49	8.6	0	0	0	11	20	24	19	6	1	4	0
18:00	85	56.8	48.8	7.9	0	0	0	13	15	25	17	11	3	1	0
19:00	39	58.2	49.3	8.2	0	0	0	5	9	9	7	6	3	0	0
20:00	40	62.9	54.4	9.4	0	0	0	2	4	7	14	5	4	2	0
21:00	19	58.1	50.1	10.2	0	0	1	1	4	4	4	4	0	0	1
22:00	15	51.6	45.3	6.9	0	0	0	3	6	3	2	1	0	0	0
23:00	13	59.2	52.5	9.5	0	0	1	0	1	1	5	4	1	0	0
12H,7-19	1116	56.7	49.6	7.6	0	0	1	100	221	371	239	118	37	21	5
16H,6-22	1290	57.1	49.8	7.7	0	0	2	111	247	417	289	142	47	24	6
18H,6-24	1318	57.1	49.8	7.7	0	0	3	114	254	421	296	147	48	24	6
24H,0-24	1453	57.2	49.9	7.8	0	0	3	128	273	450	343	160	56	26	7

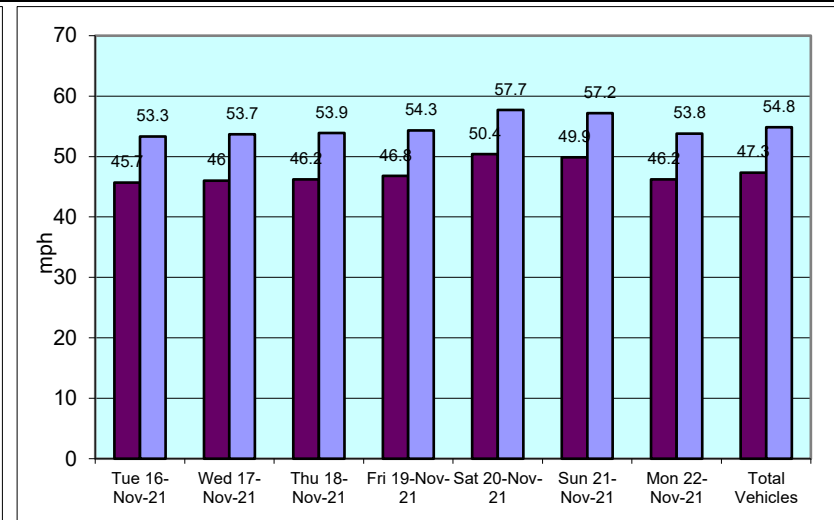
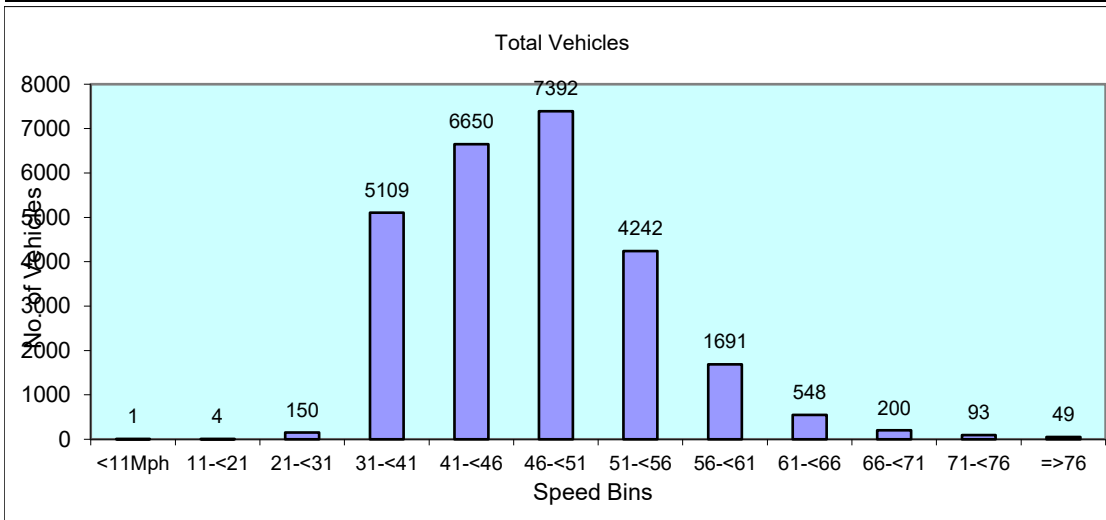
10913 IMMINGHAM Site No: 10913001 Location Site 1 - A1173, Immingham (N of Kiln Ln)
 Tue 16-Nov-21 to Mon 22-Nov-21 Channel: Northbound

Time Period	Total Vehicles	85%ile Speed	Mean Speed	Stand Dev.	<11Mph	11-<21	21-<31	31-<41	41-<46	46-<51	51-<56	56-<61	61-<66	66-<71	71-<76
Mon 22-Nov-21															
00:00	9	-	52.1	8.5	0	0	0	1	1	1	3	2	1	0	0
01:00	9	-	49.9	8.5	0	0	0	1	2	2	2	1	1	0	0
02:00	24	58.8	51.7	6.6	0	0	0	1	2	10	3	7	1	0	0
03:00	35	51.6	44.6	8.4	0	0	0	12	9	8	2	2	2	0	0
04:00	110	55.1	47.8	8	0	0	1	16	29	28	23	6	6	1	0
05:00	241	54.4	47.2	7.3	0	0	1	34	74	67	42	15	6	1	1
06:00	397	51	44.6	7.3	0	0	3	107	119	109	41	10	6	1	1
07:00	587	52.5	44.9	7.2	0	0	6	150	159	156	92	21	2	1	0
08:00	346	54.1	47.1	6.8	0	0	1	52	88	108	73	19	5	0	0
09:00	269	52.4	45	7.4	0	0	0	75	71	72	36	12	0	3	0
10:00	243	53	45.1	8.2	0	0	4	66	60	62	35	11	2	1	1
11:00	188	55	47.3	7.7	0	0	0	35	44	53	34	16	4	2	0
12:00	242	53.8	46.3	7.4	0	0	1	50	64	67	41	14	4	1	0
13:00	299	53.2	46.3	6.9	0	0	0	58	75	99	49	14	3	1	0
14:00	268	52.6	46.1	7.1	0	0	0	52	76	87	39	10	2	0	1
15:00	273	52.1	45.6	6.8	0	0	1	54	89	80	34	12	2	1	0
16:00	280	52.7	46.1	7.2	0	0	2	56	63	105	34	16	3	0	1
17:00	307	54.1	45.5	8.8	0	0	7	84	66	73	49	19	5	1	1
18:00	156	55.9	49.3	8.2	0	0	1	17	33	41	41	14	4	1	4
19:00	73	58.7	50.7	7.7	0	0	0	6	15	15	17	16	3	1	0
20:00	50	58	48.3	8.6	0	0	0	9	12	12	5	10	1	1	0
21:00	31	60.4	52.3	10.4	0	0	0	5	3	5	5	9	2	0	2
22:00	36	59.1	51.3	9	0	0	0	3	5	12	7	5	2	1	0
23:00	10	58.5	52.3	7.7	0	0	0	1	1	1	3	4	0	0	0
12H,7-19	3458	53.5	46	7.5	0	0	23	749	888	1003	557	178	36	12	8
16H,6-22	4009	53.6	46	7.6	0	0	26	876	1037	1144	625	223	48	15	11
18H,6-24	4055	53.7	46.1	7.6	0	0	26	880	1043	1157	635	232	50	16	11
24H,0-24	4483	53.8	46.2	7.6	0	0	28	945	1160	1273	710	265	67	18	12

10913 IMMINGHAM Site No: 10913001 Location Site 1 - A1173, Immingham (N of Kiln Ln)
 Tue 16-Nov-21 to Mon 22-Nov-21 Channel: Northbound

Time Period	Total Vehicles	85%ile Speed	Mean Speed	Stand Dev.	<11Mph	11-<21	21-<31	31-<41	41-<46	46-<51	51-<56	56-<61	61-<66	66-<71	71-<76
Daily Totals															
Tue 16-Nov-21	4605	53.3	45.7	7.7	0	0	25	1064	1324	1227	600	241	73	32	16
Wed 17-Nov-21	4569	53.7	46	7.9	0	2	41	1011	1193	1285	648	262	76	32	12
Thu 18-Nov-21	4528	53.9	46.2	7.9	0	2	37	963	1195	1239	705	248	88	34	13
Fri 19-Nov-21	4405	54.3	46.8	7.9	1	0	16	856	1123	1257	738	251	99	35	18
Sat 20-Nov-21	2086	57.7	50.4	7.5	0	0	0	142	382	661	498	264	89	23	15
Sun 21-Nov-21	1453	57.2	49.9	7.8	0	0	3	128	273	450	343	160	56	26	7
Mon 22-Nov-21	4483	53.8	46.2	7.6	0	0	28	945	1160	1273	710	265	67	18	12

Total Vehicles	85%ile Speed	Mean Speed	Stand Dev.	<11Mph	11-<21	21-<31	31-<41	41-<46	46-<51	51-<56	56-<61	61-<66	66-<71	71-<76	
[--]	26129	54.8	47.3	7.8	1	4	150	5109	6650	7392	4242	1691	548	200	93



=>76

0
0
0
0
1
0
0
0
0
1
0
0
0
0
0
0
0
0
0
0
1
0
0
0
0
0
1
2
2
3

=>76

0
0
0
0
0
1
0
2
0
0
0
1
0
0
0
0
0
2
1
0
0
0
3
6
6
7

=>76

0
0
0
0
1
1
0
0
0
0
0
0
0
0
0
0
0
1
0
0
0
1
0
0
0
0
0
1
2
2
4

=>76

0
0
0
0
0
0
0
1
0
1
1
1
1
0
2
0
0
1
0
1
0
1
1
0
8
10
11
11

=>76

0
0
1
0
0
0
0
2
1
0
1
1
0
1
0
1
0
1
1
1
1
0
0
0
9
11
11
12

=>76

0
0
0
0
0
2
0
0
0
0
2
0
0
0
0
0
1
0
0
2
0
0
0
3
5
5
7

=>76

0
0
0
0
0
0
0
0
0
0
1
0
0
0
1
0
0
2
0
0
0
0
1
0
4
4
5
5

=>76

3

7

4


11

12

7

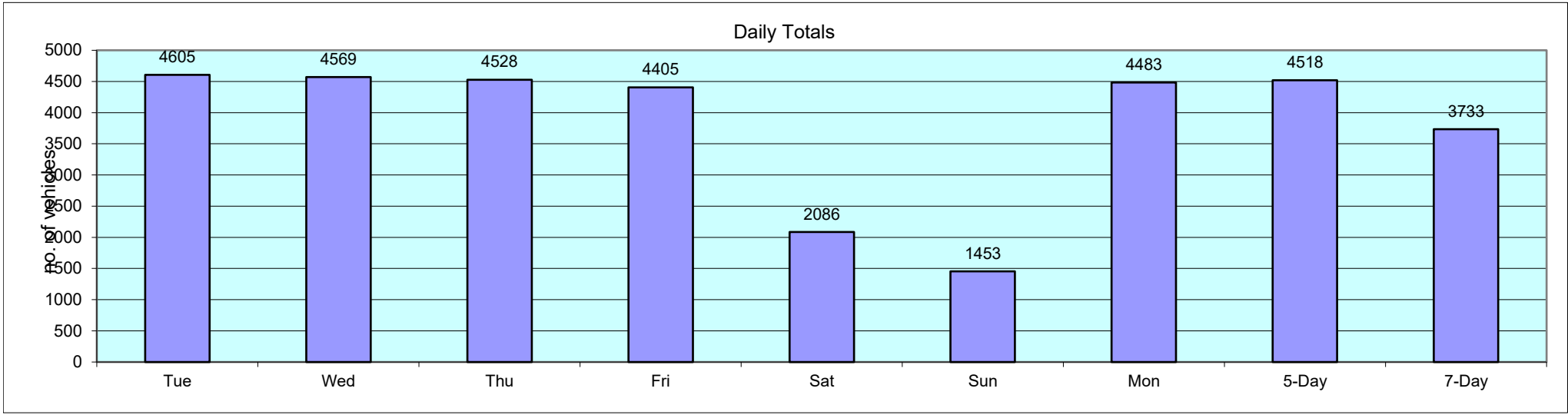
5

49



10913	IMMINGHAM		Site No: 10913001		Location		Site 1 - A1173, Immingham (N of Kiln Ln)			
Channel: Northbound										
TIME PERIOD	Tue 16/11/2021	Wed 17/11/2021	Thu 18/11/2021	Fri 19/11/2021	Sat 20/11/2021	Sun 21/11/2021	Mon 22/11/2021	5-Day Av	7-Day Av	
Week Begin: 16-Nov-21										
00:00	13	12	11	9	15	20	9	11	13	
01:00	20	14	11	10	12	13	9	13	13	
02:00	14	19	21	18	8	8	24	19	16	
03:00	28	33	25	25	21	14	35	29	26	
04:00	87	68	80	73	20	17	110	84	65	
05:00	227	219	223	222	113	63	241	226	187	
06:00	404	432	399	349	137	76	397	396	313	
07:00	652	626	586	566	158	80	587	603	465	
08:00	439	417	414	378	93	37	346	399	303	
09:00	259	242	275	266	136	57	269	262	215	
10:00	227	227	241	242	176	88	243	236	206	
11:00	223	243	255	242	170	118	188	230	206	
12:00	266	264	272	291	147	103	242	267	226	
13:00	261	257	269	272	143	120	299	272	232	
14:00	276	268	279	300	144	132	268	278	238	
15:00	278	271	252	273	130	103	273	269	226	
16:00	250	245	266	263	111	107	280	261	217	
17:00	248	277	263	203	110	86	307	260	213	
18:00	181	163	163	151	84	85	156	163	140	
19:00	83	102	76	83	51	39	73	83	72	
20:00	74	73	59	54	35	40	50	62	55	
21:00	37	41	39	49	23	19	31	39	34	
22:00	37	38	33	47	32	15	36	38	34	
23:00	21	18	16	19	17	13	10	17	16	
12H,7-19	3560	3500	3535	3447	1602	1116	3458	3500	2888	
16H,6-22	4158	4148	4108	3982	1848	1290	4009	4081	3363	
18H,6-24	4216	4204	4157	4048	1897	1318	4055	4136	3414	
24H,0-24	4605	4569	4528	4405	2086	1453	4483	4518	3733	
Am	07:00	07:00	07:00	07:00	10:00	11:00	07:00			
Peak	652	626	586	566	176	118	587			
Pm	15:00	17:00	14:00	14:00	12:00	14:00	17:00			
Peak	278	277	279	300	147	132	307			

10913	IMMINGHAM		Site No: 10913001	Location	Site 1 - A1173, Immingham (N of Kiln Ln)				
			Channel: Northbound						
TIME PERIOD	Tue	Wed	Thu	Fri	Sat	Sun	Mon	5-Day	7-Day
	16/11/2021	17/11/2021	18/11/2021	19/11/2021	20/11/2021	21/11/2021	22/11/2021	Av	Av



10913		IMMINGHAM			Site No: 10913001			Location Site 1 - A1173, Immingham (N of Kiln Ln)							
Tue 16-Nov-21 to Mon 22-Nov-21					Channel: Southbound										
TIME PERIOD	TOTAL VEHICLES	MOTOR-CYCLES	CARS OR CAR-BASED LGV	LIGHT GOODS VEHICLES	BUSES	TWO AXLE, SIX TYRE, RIGID/BUSES	THREE AXLE RIGID	FOUR OR MORE AXLE RIGID	FOUR OR LESS AXLE ARTIC	FIVE AXLE ARTIC	SIX OR MORE AXLE ARTIC	FIVE OR LESS AXLE MULTI-TRAILER ARTIC	SIX AXLE MULTI-TRAILER ARTIC	SEVEN OR MORE AXLE ARTIC	
Tue 16-Nov-21															
00:00	20	1	16	1	0	0	0	0	0	0	2	0	0	0	
01:00	10	0	8	2	0	0	0	0	0	0	0	0	0	0	
02:00	20	1	12	2	0	0	0	0	0	0	4	1	0	0	
03:00	24	0	17	5	0	0	0	0	0	0	2	0	0	0	
04:00	36	1	24	2	0	0	0	0	0	1	7	1	0	0	
05:00	132	3	113	5	1	0	0	0	1	0	9	0	0	0	
06:00	157	4	108	11	1	1	3	1	2	0	19	7	0	0	
07:00	186	2	132	22	1	2	1	0	3	2	11	10	0	0	
08:00	261	3	174	43	1	3	3	0	5	1	23	5	0	0	
09:00	223	2	141	38	3	3	5	0	3	0	17	11	0	0	
10:00	206	0	124	40	3	4	0	1	4	1	21	8	0	0	
11:00	241	2	158	37	1	5	1	0	9	0	19	9	0	0	
12:00	242	2	178	32	0	1	1	0	4	1	15	8	0	0	
13:00	293	1	205	42	0	1	2	0	7	0	26	9	0	0	
14:00	334	2	218	67	4	1	4	0	9	1	20	8	0	0	
15:00	420	1	305	63	2	7	2	0	7	0	24	9	0	0	
16:00	648	4	532	76	1	3	1	0	3	0	25	3	0	0	
17:00	440	0	374	35	2	1	2	0	4	0	13	9	0	0	
18:00	259	0	209	26	1	0	1	1	3	0	12	6	0	0	
19:00	136	0	114	12	1	2	1	0	0	0	4	2	0	0	
20:00	82	1	61	7	0	0	0	0	0	1	9	3	0	0	
21:00	67	2	49	8	0	0	1	0	3	0	1	3	0	0	
22:00	30	1	27	2	0	0	0	0	0	0	0	0	0	0	
23:00	23	0	18	2	0	1	0	0	0	0	2	0	0	0	
12H,7-19	3753	19	2750	521	19	31	23	2	61	6	226	95	0	0	
16H,6-22	4195	26	3082	559	21	34	28	3	66	7	259	110	0	0	
18H,6-24	4248	27	3127	563	21	35	28	3	66	7	261	110	0	0	
24H,0-24	4490	33	3317	580	22	35	28	3	67	8	285	112	0	0	

10913		IMMINGHAM			Site No: 10913001			Location Site 1 - A1173, Immingham (N of Kiln Ln)							
Tue 16-Nov-21 to Mon 22-Nov-21					Channel: Southbound										
TIME PERIOD	TOTAL VEHICLES	MOTOR-CYCLES	CARS OR CAR-BASED LGV	LIGHT GOODS VEHICLES	BUSES	TWO AXLE, SIX TYRE, RIGID/BUSES	THREE AXLE RIGID	FOUR OR MORE AXLE RIGID	FOUR OR LESS AXLE ARTIC	FIVE AXLE ARTIC	SIX OR MORE AXLE ARTIC	FIVE OR LESS AXLE MULTI-TRAILER ARTIC	SIX AXLE MULTI-TRAILER ARTIC	SEVEN OR MORE AXLE ARTIC	
Wed 17-Nov-21															
00:00	18	0	15	1	0	0	0	0	0	0	2	0	0	0	
01:00	13	1	10	1	0	0	0	0	0	0	1	0	0	0	
02:00	25	0	16	5	0	0	0	0	0	0	3	1	0	0	
03:00	25	0	16	7	1	0	0	0	0	0	0	1	0	0	
04:00	37	1	24	3	2	1	0	0	0	0	4	2	0	0	
05:00	127	4	95	10	1	0	0	0	1	1	15	0	0	0	
06:00	146	2	114	13	1	0	1	0	1	0	12	2	0	0	
07:00	213	4	159	14	4	3	1	0	5	0	14	9	0	0	
08:00	282	3	189	41	0	2	3	0	6	2	28	8	0	0	
09:00	217	2	129	44	2	2	1	0	9	0	19	9	0	0	
10:00	226	0	140	49	1	1	3	0	6	0	17	9	0	0	
11:00	244	1	146	45	2	6	4	0	6	1	20	13	0	0	
12:00	296	2	207	48	3	2	4	0	7	0	16	7	0	0	
13:00	284	0	190	56	0	2	1	1	4	0	23	7	0	0	
14:00	297	4	194	52	4	5	3	0	5	1	21	8	0	0	
15:00	380	3	264	62	3	2	2	0	7	0	24	13	0	0	
16:00	581	3	475	54	1	2	3	0	5	1	24	13	0	0	
17:00	451	0	376	38	0	4	1	0	1	1	23	7	0	0	
18:00	247	0	202	26	0	2	3	0	1	0	7	6	0	0	
19:00	132	1	99	14	0	0	1	0	0	0	13	4	0	0	
20:00	82	3	64	6	0	0	0	0	1	0	6	2	0	0	
21:00	56	1	49	3	0	0	1	0	0	0	1	1	0	0	
22:00	30	1	23	3	0	0	1	0	0	0	2	0	0	0	
23:00	27	1	20	4	0	0	0	0	0	1	0	1	0	0	
12H,7-19	3718	22	2671	529	20	33	29	1	62	6	236	109	0	0	
16H,6-22	4134	29	2997	565	21	33	32	1	64	6	268	118	0	0	
18H,6-24	4191	31	3040	572	21	33	33	1	64	7	270	119	0	0	
24H,0-24	4436	37	3216	599	25	34	33	1	65	8	295	123	0	0	

10913		IMMINGHAM			Site No: 10913001			Location Site 1 - A1173, Immingham (N of Kiln Ln)							
Tue 16-Nov-21 to Mon 22-Nov-21					Channel: Southbound										
TIME PERIOD	TOTAL VEHICLES	MOTOR-CYCLES	CARS OR CAR-BASED LGV	LIGHT GOODS VEHICLES	BUSES	TWO AXLE, SIX TYRE, RIGID/BUSES	THREE AXLE RIGID	FOUR OR MORE AXLE RIGID	FOUR OR LESS AXLE ARTIC	FIVE AXLE ARTIC	SIX OR MORE AXLE ARTIC	FIVE OR LESS AXLE MULTI-TRAILER ARTIC	SIX AXLE MULTI-TRAILER ARTIC	SEVEN OR MORE AXLE ARTIC	
Thu 18-Nov-21															
00:00	21	1	16	2	0	0	1	0	0	0	1	0	0	0	
01:00	15	0	8	5	0	0	0	0	0	0	2	0	0	0	
02:00	18	0	13	3	0	0	0	0	0	0	0	2	0	0	
03:00	18	0	12	4	1	0	0	0	0	0	1	0	0	0	
04:00	42	1	31	5	1	0	0	0	0	0	4	0	0	0	
05:00	112	3	89	4	0	0	0	0	2	0	13	1	0	0	
06:00	146	1	106	10	2	0	2	0	5	0	15	5	0	0	
07:00	215	0	161	19	5	1	1	0	2	0	22	4	0	0	
08:00	269	2	190	43	0	5	4	0	9	0	14	2	0	0	
09:00	189	2	119	31	1	2	4	1	10	0	14	5	0	0	
10:00	244	0	159	36	1	4	2	1	9	1	19	12	0	0	
11:00	235	2	134	51	2	2	1	0	8	1	27	7	0	0	
12:00	253	1	177	33	4	2	2	0	5	1	18	10	0	0	
13:00	293	1	194	48	0	3	3	1	12	1	18	12	0	0	
14:00	355	1	245	55	2	7	3	1	5	0	31	5	0	0	
15:00	423	3	299	74	0	0	5	0	10	0	23	9	0	0	
16:00	558	4	445	62	3	1	3	0	9	0	25	6	0	0	
17:00	430	2	353	43	1	1	3	1	5	0	11	10	0	0	
18:00	244	2	196	28	1	0	1	0	0	0	10	6	0	0	
19:00	122	2	96	14	0	1	0	0	0	0	7	2	0	0	
20:00	77	3	62	7	0	0	0	0	0	0	3	2	0	0	
21:00	64	0	59	3	0	0	0	0	1	0	1	0	0	0	
22:00	32	0	30	0	0	0	0	0	0	0	1	1	0	0	
23:00	29	0	24	3	1	0	0	0	0	0	1	0	0	0	
12H,7-19	3708	20	2672	523	20	28	32	5	84	4	232	88	0	0	
16H,6-22	4117	26	2995	557	22	29	34	5	90	4	258	97	0	0	
18H,6-24	4178	26	3049	560	23	29	34	5	90	4	260	98	0	0	
24H,0-24	4404	31	3218	583	25	29	35	5	92	4	281	101	0	0	

10913		IMMINGHAM			Site No: 10913001		Location Site 1 - A1173, Immingham (N of Kiln Ln)							
Tue 16-Nov-21 to Mon 22-Nov-21					Channel: Southbound									
TIME PERIOD	TOTAL VEHICLES	MOTOR-CYCLES	CARS OR CAR-BASED LGV	LIGHT GOODS VEHICLES	BUSES	TWO AXLE, SIX TYRE, RIGID/BUSES	THREE AXLE RIGID	FOUR OR MORE AXLE RIGID	FOUR OR LESS AXLE ARTIC	FIVE AXLE ARTIC	SIX OR MORE AXLE ARTIC	FIVE OR LESS AXLE MULTI-TRAILER ARTIC	SIX AXLE MULTI-TRAILER ARTIC	SEVEN OR MORE AXLE ARTIC
Fri 19-Nov-21														
00:00	19	0	16	1	0	0	0	0	0	0	1	1	0	0
01:00	16	1	12	2	0	0	0	0	0	0	0	1	0	0
02:00	21	0	19	2	0	0	0	0	0	0	0	0	0	0
03:00	29	0	23	2	1	0	1	0	0	0	2	0	0	0
04:00	30	1	20	2	1	0	0	0	0	0	4	2	0	0
05:00	123	2	96	7	1	1	0	0	2	1	10	3	0	0
06:00	144	1	101	11	1	0	4	0	4	0	14	8	0	0
07:00	186	2	140	19	2	3	2	0	4	1	9	4	0	0
08:00	238	0	161	37	2	5	0	1	7	0	18	7	0	0
09:00	223	1	143	40	3	2	4	0	11	0	11	8	0	0
10:00	248	0	155	48	1	4	4	0	4	0	19	13	0	0
11:00	273	2	183	47	1	2	3	0	7	0	18	10	0	0
12:00	330	1	224	66	1	2	3	1	8	0	18	6	0	0
13:00	323	1	218	49	2	3	1	0	15	1	24	9	0	0
14:00	333	1	222	61	3	6	0	1	5	1	23	10	0	0
15:00	404	2	299	63	4	3	3	0	3	0	16	11	0	0
16:00	475	3	372	66	1	1	7	1	6	0	13	5	0	0
17:00	365	3	295	45	3	1	0	0	0	0	13	5	0	0
18:00	204	2	171	20	1	0	2	0	0	0	6	2	0	0
19:00	111	1	86	19	1	0	3	0	1	0	0	0	0	0
20:00	61	1	46	10	0	0	0	0	1	0	2	1	0	0
21:00	45	0	40	3	0	0	0	0	1	0	0	1	0	0
22:00	47	0	43	3	0	0	0	0	0	0	0	1	0	0
23:00	32	0	29	1	0	1	0	0	0	0	0	1	0	0
12H,7-19	3602	18	2583	561	24	32	29	4	70	3	188	90	0	0
16H,6-22	3963	21	2856	604	26	32	36	4	77	3	204	100	0	0
18H,6-24	4042	21	2928	608	26	33	36	4	77	3	204	102	0	0
24H,0-24	4280	25	3114	624	29	34	37	4	79	4	221	109	0	0

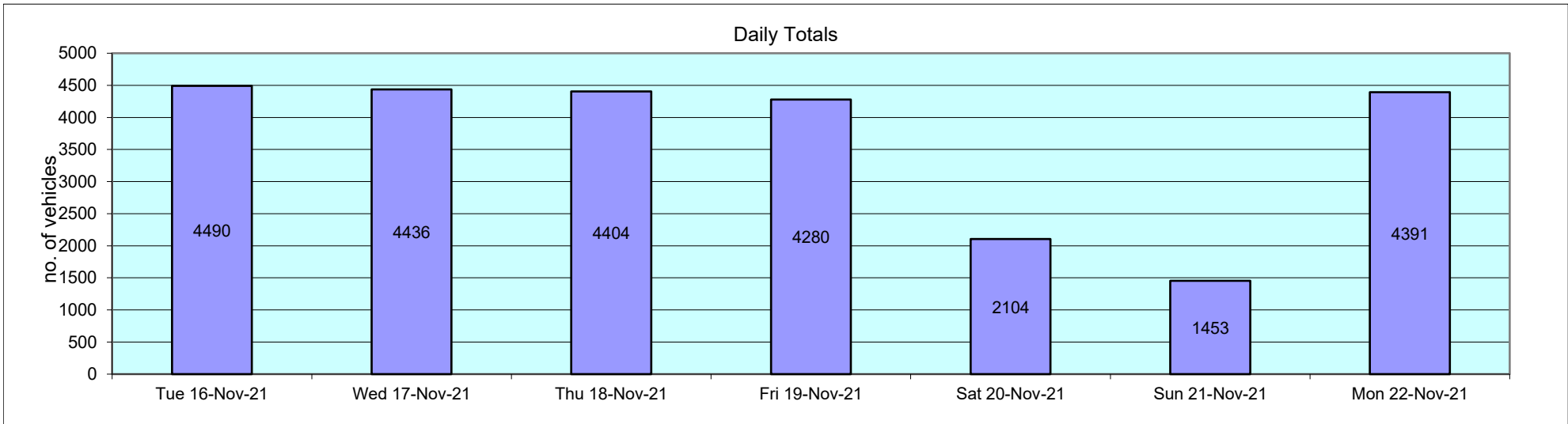
10913		IMMINGHAM			Site No: 10913001		Location Site 1 - A1173, Immingham (N of Kiln Ln)							
Tue 16-Nov-21 to Mon 22-Nov-21					Channel: Southbound									
TIME PERIOD	TOTAL VEHICLES	MOTOR-CYCLES	CARS OR CAR-BASED LGV	LIGHT GOODS VEHICLES	BUSES	TWO AXLE, SIX TYRE, RIGID/BUSES	THREE AXLE RIGID	FOUR OR MORE AXLE RIGID	FOUR OR LESS AXLE ARTIC	FIVE AXLE ARTIC	SIX OR MORE AXLE ARTIC	FIVE OR LESS AXLE MULTI-TRAILER ARTIC	SIX AXLE MULTI-TRAILER ARTIC	SEVEN OR MORE AXLE ARTIC
Sat 20-Nov-21														
00:00	28	0	24	4	0	0	0	0	0	0	0	0	0	0
01:00	21	0	14	6	0	0	0	0	0	0	0	1	0	0
02:00	13	2	10	1	0	0	0	0	0	0	0	0	0	0
03:00	18	0	9	4	0	1	0	0	0	0	3	1	0	0
04:00	21	1	11	3	1	0	0	0	1	0	2	2	0	0
05:00	59	0	49	5	0	0	0	0	0	0	5	0	0	0
06:00	82	2	61	12	0	1	0	0	2	0	3	1	0	0
07:00	87	0	53	24	1	3	1	0	1	0	3	1	0	0
08:00	122	2	90	20	0	3	1	0	0	0	5	1	0	0
09:00	153	0	108	34	0	1	2	0	2	0	2	4	0	0
10:00	185	0	132	44	0	1	1	0	0	0	4	3	0	0
11:00	202	0	163	32	0	1	0	0	1	0	2	3	0	0
12:00	193	0	157	25	0	1	0	0	2	0	4	4	0	0
13:00	150	1	124	20	1	0	0	0	0	0	3	1	0	0
14:00	131	0	109	18	0	0	0	0	1	1	2	0	0	0
15:00	140	1	125	10	0	0	0	0	0	0	3	1	0	0
16:00	116	0	102	10	0	0	1	0	2	0	1	0	0	0
17:00	106	0	93	10	0	0	0	0	2	0	0	1	0	0
18:00	108	1	100	7	0	0	0	0	0	0	0	0	0	0
19:00	51	1	45	3	1	0	1	0	0	0	0	0	0	0
20:00	37	0	35	2	0	0	0	0	0	0	0	0	0	0
21:00	23	0	16	4	0	0	0	0	1	0	1	1	0	0
22:00	36	0	35	1	0	0	0	0	0	0	0	0	0	0
23:00	22	0	20	0	0	1	0	0	0	0	0	1	0	0
12H,7-19	1693	5	1356	254	2	10	6	0	11	1	29	19	0	0
16H,6-22	1886	8	1513	275	3	11	7	0	14	1	33	21	0	0
18H,6-24	1944	8	1568	276	3	12	7	0	14	1	33	22	0	0
24H,0-24	2104	11	1685	299	4	13	7	0	15	1	43	26	0	0

10913		IMMINGHAM			Site No: 10913001		Location Site 1 - A1173, Immingham (N of Kiln Ln)							
Tue 16-Nov-21 to Mon 22-Nov-21					Channel: Southbound									
TIME PERIOD	TOTAL VEHICLES	MOTOR-CYCLES	CARS OR CAR-BASED LGV	LIGHT GOODS VEHICLES	BUSES	TWO AXLE, SIX TYRE, RIGID/BUSES	THREE AXLE RIGID	FOUR OR MORE AXLE RIGID	FOUR OR LESS AXLE ARTIC	FIVE AXLE ARTIC	SIX OR MORE AXLE ARTIC	FIVE OR LESS AXLE MULTI-TRAILER ARTIC	SIX AXLE MULTI-TRAILER ARTIC	SEVEN OR MORE AXLE ARTIC
Sun 21-Nov-21														
00:00	23	0	22	1	0	0	0	0	0	0	0	0	0	0
01:00	8	0	7	1	0	0	0	0	0	0	0	0	0	0
02:00	13	0	13	0	0	0	0	0	0	0	0	0	0	0
03:00	9	0	8	1	0	0	0	0	0	0	0	0	0	0
04:00	12	0	9	2	0	0	0	0	0	0	1	0	0	0
05:00	45	1	38	4	0	0	0	0	1	0	1	0	0	0
06:00	53	1	46	2	0	0	1	0	0	0	3	0	0	0
07:00	32	1	26	2	0	0	0	0	0	0	1	2	0	0
08:00	29	0	22	3	0	0	0	0	0	0	2	2	0	0
09:00	80	0	68	7	0	0	1	0	0	0	3	1	0	0
10:00	118	0	99	9	0	1	1	0	0	0	5	3	0	0
11:00	123	1	114	6	0	0	0	0	0	0	0	2	0	0
12:00	137	1	120	14	0	0	1	0	0	0	1	0	0	0
13:00	102	2	91	7	0	0	0	0	0	0	1	1	0	0
14:00	141	0	123	13	0	0	0	0	0	0	3	2	0	0
15:00	90	1	81	6	0	0	1	0	1	0	0	0	0	0
16:00	87	1	82	3	0	0	0	0	0	0	0	1	0	0
17:00	99	1	91	5	0	0	0	0	0	0	1	1	0	0
18:00	101	0	92	4	0	0	0	0	0	0	3	2	0	0
19:00	52	0	48	0	0	0	0	0	0	0	3	1	0	0
20:00	34	3	29	1	0	0	1	0	0	0	0	0	0	0
21:00	21	1	19	1	0	0	0	0	0	0	0	0	0	0
22:00	28	0	24	2	0	0	0	0	0	0	1	1	0	0
23:00	16	0	14	1	0	0	0	0	0	0	1	0	0	0
12H,7-19	1139	8	1009	79	0	1	4	0	1	0	20	17	0	0
16H,6-22	1299	13	1151	83	0	1	6	0	1	0	26	18	0	0
18H,6-24	1343	13	1189	86	0	1	6	0	1	0	28	19	0	0
24H,0-24	1453	14	1286	95	0	1	6	0	2	0	30	19	0	0

10913		IMMINGHAM			Site No: 10913001			Location Site 1 - A1173, Immingham (N of Kiln Ln)							
Tue 16-Nov-21 to Mon 22-Nov-21					Channel: Southbound										
TIME PERIOD	TOTAL VEHICLES	MOTOR-CYCLES	CARS OR CAR-BASED LGV	LIGHT GOODS VEHICLES	BUSES	TWO AXLE, SIX TYRE, RIGID/BUSES	THREE AXLE RIGID	FOUR OR MORE AXLE RIGID	FOUR OR LESS AXLE ARTIC	FIVE AXLE ARTIC	SIX OR MORE AXLE ARTIC	FIVE OR LESS AXLE MULTI-TRAILER ARTIC	SIX AXLE MULTI-TRAILER ARTIC	SEVEN OR MORE AXLE ARTIC	
Mon 22-Nov-21															
00:00	13	0	7	3	0	0	0	0	0	0	1	2	0	0	
01:00	9	0	8	0	0	0	0	0	0	0	1	0	0	0	
02:00	3	0	2	0	0	0	0	0	0	0	0	1	0	0	
03:00	18	0	17	0	0	0	0	0	0	0	1	0	0	0	
04:00	42	1	29	5	0	0	0	0	0	0	6	1	0	0	
05:00	126	2	101	7	1	1	0	0	1	1	11	1	0	0	
06:00	161	2	117	20	0	0	2	0	1	0	14	5	0	0	
07:00	221	1	156	25	3	2	5	0	2	0	21	6	0	0	
08:00	252	1	171	43	0	5	3	0	3	2	21	3	0	0	
09:00	213	2	154	30	0	4	0	0	4	0	14	5	0	0	
10:00	224	0	132	40	3	3	1	0	9	1	30	5	0	0	
11:00	227	0	125	47	2	6	2	0	4	0	29	12	0	0	
12:00	242	0	164	32	2	3	2	0	7	0	27	5	0	0	
13:00	282	1	202	44	3	1	2	0	0	1	19	9	0	0	
14:00	322	0	221	46	6	3	2	0	9	0	24	11	0	0	
15:00	331	0	221	64	3	1	4	0	6	0	21	11	0	0	
16:00	586	2	455	74	1	3	5	0	6	0	33	7	0	0	
17:00	444	1	350	52	0	2	0	1	4	0	21	13	0	0	
18:00	225	1	172	30	1	0	2	0	0	0	12	7	0	0	
19:00	111	2	86	13	0	1	1	0	1	0	7	0	0	0	
20:00	54	2	42	2	0	0	0	0	0	0	5	3	0	0	
21:00	86	0	66	10	0	1	0	0	1	0	3	5	0	0	
22:00	130	1	95	13	1	1	1	0	0	0	6	12	0	0	
23:00	69	1	43	11	3	2	0	0	0	0	5	4	0	0	
12H,7-19	3569	9	2523	527	24	33	28	1	54	4	272	94	0	0	
16H,6-22	3981	15	2834	572	24	35	31	1	57	4	301	107	0	0	
18H,6-24	4180	17	2972	596	28	38	32	1	57	4	312	123	0	0	
24H,0-24	4391	20	3136	611	29	39	32	1	58	5	332	128	0	0	

10913 IMMINGHAM Site No: 10913001 Location Site 1 - A1173, Immingham (N of Kiln Ln)
 Tue 16-Nov-21 to Mon 22-Nov-21 Channel: Southbound

TIME PERIOD	TOTAL VEHICLES	MOTOR-CYCLES	CARS OR CAR-BASED LGV	LIGHT GOODS VEHICLES	BUSES	TWO AXLE, SIX TYRE, RIGID/BUSES	THREE AXLE RIGID	FOUR OR MORE AXLE RIGID	FOUR OR LESS AXLE ARTIC	FIVE AXLE ARTIC	SIX OR MORE AXLE ARTIC	FIVE OR LESS AXLE MULTI-TRAILER ARTIC	SIX AXLE MULTI-TRAILER ARTIC	SEVEN OR MORE AXLE ARTIC
Daily Totals														
Tue 16-Nov-21	4490	33	3317	580	22	35	28	3	67	8	285	112	0	0
Wed 17-Nov-21	4436	37	3216	599	25	34	33	1	65	8	295	123	0	0
Thu 18-Nov-21	4404	31	3218	583	25	29	35	5	92	4	281	101	0	0
Fri 19-Nov-21	4280	25	3114	624	29	34	37	4	79	4	221	109	0	0
Sat 20-Nov-21	2104	11	1685	299	4	13	7	0	15	1	43	26	0	0
Sun 21-Nov-21	1453	14	1286	95	0	1	6	0	2	0	30	19	0	0
Mon 22-Nov-21	4391	20	3136	611	29	39	32	1	58	5	332	128	0	0
Total Vehicles														
[--]	25558	171	18972	3391	134	185	178	14	378	30	1487	618	0	0



10913 IMMINGHAM Site No: 10913001 Location Site 1 - A1173, Immingham (N of Kiln Ln)
 Tue 16-Nov-21 to Mon 22-Nov-21 Channel: Southbound

TIME PERIOD	TOTAL VEHICLES	MOTOR-CYCLES	MOTOR-CYCLES%	CARS	CARS %	LGV	LGV %	HGV	HGV %	BUS	BUS %
Tue 16-Nov-21											
00:00	20	1	5.0	16	80.0	1	5.0	2	10.0	0	0.0
01:00	10	0	0.0	8	80.0	2	20.0	0	0.0	0	0.0
02:00	20	1	5.0	12	60.0	2	10.0	5	25.0	0	0.0
03:00	24	0	0.0	17	70.8	5	20.8	2	8.3	0	0.0
04:00	36	1	2.8	24	66.7	2	5.6	9	25.0	0	0.0
05:00	132	3	2.3	113	85.6	5	3.8	10	7.6	1	0.8
06:00	157	4	2.6	108	68.8	11	7.0	33	21.0	1	0.6
07:00	186	2	1.1	132	71.0	22	11.8	29	15.6	1	0.5
08:00	261	3	1.2	174	66.7	43	16.5	40	15.3	1	0.4
09:00	223	2	0.9	141	63.2	38	17.0	39	17.5	3	1.4
10:00	206	0	0.0	124	60.2	40	19.4	39	18.9	3	1.5
11:00	241	2	0.8	158	65.6	37	15.4	43	17.8	1	0.4
12:00	242	2	0.8	178	73.6	32	13.2	30	12.4	0	0.0
13:00	293	1	0.3	205	70.0	42	14.3	45	15.4	0	0.0
14:00	334	2	0.6	218	65.3	67	20.1	43	12.9	4	1.2
15:00	420	1	0.2	305	72.6	63	15.0	49	11.7	2	0.5
16:00	648	4	0.6	532	82.1	76	11.7	35	5.4	1	0.2
17:00	440	0	0.0	374	85.0	35	8.0	29	6.6	2	0.5
18:00	259	0	0.0	209	80.7	26	10.0	23	8.9	1	0.4
19:00	136	0	0.0	114	83.8	12	8.8	9	6.6	1	0.7
20:00	82	1	1.2	61	74.4	7	8.5	13	15.9	0	0.0
21:00	67	2	3.0	49	73.1	8	11.9	8	11.9	0	0.0
22:00	30	1	3.3	27	90.0	2	6.7	0	0.0	0	0.0
23:00	23	0	0.0	18	78.3	2	8.7	3	13.0	0	0.0
12H,7-19	3753	19	0.5	2750	73.3	521	13.9	444	11.8	19	0.5
16H,6-22	4195	26	0.6	3082	73.5	559	13.3	507	12.1	21	0.5
18H,6-24	4248	27	0.6	3127	73.6	563	13.3	510	12.0	21	0.5
24H,0-24	4490	33	0.7	3317	73.9	580	12.9	538	12.0	22	0.5

10913		IMMINGHAM		Site No: 10913001		Location		Site 1 - A1173, Immingham (N of Kiln Ln)			
Tue 16-Nov-21 to Mon 22-Nov-21				Channel: Southbound							
TIME PERIOD	TOTAL VEHICLES	MOTOR-CYCLES	MOTOR-CYCLES%	CARS	CARS %	LGV	LGV %	HGV	HGV %	BUS	BUS %
Wed 17-Nov-21											
00:00	18	0	0.0	15	83.3	1	5.6	2	11.1	0	0.0
01:00	13	1	7.7	10	76.9	1	7.7	1	7.7	0	0.0
02:00	25	0	0.0	16	64.0	5	20.0	4	16.0	0	0.0
03:00	25	0	0.0	16	64.0	7	28.0	1	4.0	1	4.0
04:00	37	1	2.7	24	64.9	3	8.1	7	18.9	2	5.4
05:00	127	4	3.2	95	74.8	10	7.9	17	13.4	1	0.8
06:00	146	2	1.4	114	78.1	13	8.9	16	11.0	1	0.7
07:00	213	4	1.9	159	74.7	14	6.6	32	15.0	4	1.9
08:00	282	3	1.1	189	67.0	41	14.5	49	17.4	0	0.0
09:00	217	2	0.9	129	59.5	44	20.3	40	18.4	2	0.9
10:00	226	0	0.0	140	62.0	49	21.7	36	15.9	1	0.4
11:00	244	1	0.4	146	59.8	45	18.4	50	20.5	2	0.8
12:00	296	2	0.7	207	69.9	48	16.2	36	12.2	3	1.0
13:00	284	0	0.0	190	66.9	56	19.7	38	13.4	0	0.0
14:00	297	4	1.4	194	65.3	52	17.5	43	14.5	4	1.4
15:00	380	3	0.8	264	69.5	62	16.3	48	12.6	3	0.8
16:00	581	3	0.5	475	81.8	54	9.3	48	8.3	1	0.2
17:00	451	0	0.0	376	83.4	38	8.4	37	8.2	0	0.0
18:00	247	0	0.0	202	81.8	26	10.5	19	7.7	0	0.0
19:00	132	1	0.8	99	75.0	14	10.6	18	13.6	0	0.0
20:00	82	3	3.7	64	78.1	6	7.3	9	11.0	0	0.0
21:00	56	1	1.8	49	87.5	3	5.4	3	5.4	0	0.0
22:00	30	1	3.3	23	76.7	3	10.0	3	10.0	0	0.0
23:00	27	1	3.7	20	74.1	4	14.8	2	7.4	0	0.0
12H,7-19	3718	22	0.6	2671	71.8	529	14.2	476	12.8	20	0.5
16H,6-22	4134	29	0.7	2997	72.5	565	13.7	522	12.6	21	0.5
18H,6-24	4191	31	0.7	3040	72.5	572	13.7	527	12.6	21	0.5
24H,0-24	4436	37	0.8	3216	72.5	599	13.5	559	12.6	25	0.6

10913		IMMINGHAM		Site No: 10913001		Location		Site 1 - A1173, Immingham (N of Kiln Ln)			
Tue 16-Nov-21 to Mon 22-Nov-21				Channel: Southbound							
TIME PERIOD	TOTAL VEHICLES	MOTOR-CYCLES	MOTOR-CYCLES%	CARS	CARS %	LGV	LGV %	HGV	HGV %	BUS	BUS %
Thu 18-Nov-21											
00:00	21	1	4.8	16	76.2	2	9.5	2	9.5	0	0.0
01:00	15	0	0.0	8	53.3	5	33.3	2	13.3	0	0.0
02:00	18	0	0.0	13	72.2	3	16.7	2	11.1	0	0.0
03:00	18	0	0.0	12	66.7	4	22.2	1	5.6	1	5.6
04:00	42	1	2.4	31	73.8	5	11.9	4	9.5	1	2.4
05:00	112	3	2.7	89	79.5	4	3.6	16	14.3	0	0.0
06:00	146	1	0.7	106	72.6	10	6.9	27	18.5	2	1.4
07:00	215	0	0.0	161	74.9	19	8.8	30	14.0	5	2.3
08:00	269	2	0.7	190	70.6	43	16.0	34	12.6	0	0.0
09:00	189	2	1.1	119	63.0	31	16.4	36	19.1	1	0.5
10:00	244	0	0.0	159	65.2	36	14.8	48	19.7	1	0.4
11:00	235	2	0.9	134	57.0	51	21.7	46	19.6	2	0.9
12:00	253	1	0.4	177	70.0	33	13.0	38	15.0	4	1.6
13:00	293	1	0.3	194	66.2	48	16.4	50	17.1	0	0.0
14:00	355	1	0.3	245	69.0	55	15.5	52	14.7	2	0.6
15:00	423	3	0.7	299	70.7	74	17.5	47	11.1	0	0.0
16:00	558	4	0.7	445	79.8	62	11.1	44	7.9	3	0.5
17:00	430	2	0.5	353	82.1	43	10.0	31	7.2	1	0.2
18:00	244	2	0.8	196	80.3	28	11.5	17	7.0	1	0.4
19:00	122	2	1.6	96	78.7	14	11.5	10	8.2	0	0.0
20:00	77	3	3.9	62	80.5	7	9.1	5	6.5	0	0.0
21:00	64	0	0.0	59	92.2	3	4.7	2	3.1	0	0.0
22:00	32	0	0.0	30	93.8	0	0.0	2	6.3	0	0.0
23:00	29	0	0.0	24	82.8	3	10.3	1	3.5	1	3.5
12H,7-19	3708	20	0.5	2672	72.1	523	14.1	473	12.8	20	0.5
16H,6-22	4117	26	0.6	2995	72.8	557	13.5	517	12.6	22	0.5
18H,6-24	4178	26	0.6	3049	73.0	560	13.4	520	12.5	23	0.6
24H,0-24	4404	31	0.7	3218	73.1	583	13.2	547	12.4	25	0.6

10913 IMMINGHAM Site No: 10913001 Location Site 1 - A1173, Immingham (N of Kiln Ln)
 Tue 16-Nov-21 to Mon 22-Nov-21 Channel: Southbound

TIME PERIOD	TOTAL VEHICLES	MOTOR-CYCLES	MOTOR-CYCLES%	CARS	CARS %	LGV	LGV %	HGV	HGV %	BUS	BUS %
Fri 19-Nov-21											
00:00	19	0	0.0	16	84.2	1	5.3	2	10.5	0	0.0
01:00	16	1	6.3	12	75.0	2	12.5	1	6.3	0	0.0
02:00	21	0	0.0	19	90.5	2	9.5	0	0.0	0	0.0
03:00	29	0	0.0	23	79.3	2	6.9	3	10.3	1	3.5
04:00	30	1	3.3	20	66.7	2	6.7	6	20.0	1	3.3
05:00	123	2	1.6	96	78.1	7	5.7	17	13.8	1	0.8
06:00	144	1	0.7	101	70.1	11	7.6	30	20.8	1	0.7
07:00	186	2	1.1	140	75.3	19	10.2	23	12.4	2	1.1
08:00	238	0	0.0	161	67.7	37	15.6	38	16.0	2	0.8
09:00	223	1	0.5	143	64.1	40	17.9	36	16.1	3	1.4
10:00	248	0	0.0	155	62.5	48	19.4	44	17.7	1	0.4
11:00	273	2	0.7	183	67.0	47	17.2	40	14.7	1	0.4
12:00	330	1	0.3	224	67.9	66	20.0	38	11.5	1	0.3
13:00	323	1	0.3	218	67.5	49	15.2	53	16.4	2	0.6
14:00	333	1	0.3	222	66.7	61	18.3	46	13.8	3	0.9
15:00	404	2	0.5	299	74.0	63	15.6	36	8.9	4	1.0
16:00	475	3	0.6	372	78.3	66	13.9	33	7.0	1	0.2
17:00	365	3	0.8	295	80.8	45	12.3	19	5.2	3	0.8
18:00	204	2	1.0	171	83.8	20	9.8	10	4.9	1	0.5
19:00	111	1	0.9	86	77.5	19	17.1	4	3.6	1	0.9
20:00	61	1	1.6	46	75.4	10	16.4	4	6.6	0	0.0
21:00	45	0	0.0	40	88.9	3	6.7	2	4.4	0	0.0
22:00	47	0	0.0	43	91.5	3	6.4	1	2.1	0	0.0
23:00	32	0	0.0	29	90.6	1	3.1	2	6.3	0	0.0
12H,7-19	3602	18	0.5	2583	71.7	561	15.6	416	11.6	24	0.7
16H,6-22	3963	21	0.5	2856	72.1	604	15.2	456	11.5	26	0.7
18H,6-24	4042	21	0.5	2928	72.4	608	15.0	459	11.4	26	0.6
24H,0-24	4280	25	0.6	3114	72.8	624	14.6	488	11.4	29	0.7

10913		IMMINGHAM		Site No: 10913001		Location		Site 1 - A1173, Immingham (N of Kiln Ln)			
Tue 16-Nov-21 to Mon 22-Nov-21				Channel: Southbound							
TIME PERIOD	TOTAL VEHICLES	MOTOR-CYCLES	MOTOR-CYCLES%	CARS	CARS %	LGV	LGV %	HGV	HGV %	BUS	BUS %
Sat 20-Nov-21											
00:00	28	0	0.0	24	85.7	4	14.3	0	0.0	0	0.0
01:00	21	0	0.0	14	66.7	6	28.6	1	4.8	0	0.0
02:00	13	2	15.4	10	76.9	1	7.7	0	0.0	0	0.0
03:00	18	0	0.0	9	50.0	4	22.2	5	27.8	0	0.0
04:00	21	1	4.8	11	52.4	3	14.3	5	23.8	1	4.8
05:00	59	0	0.0	49	83.1	5	8.5	5	8.5	0	0.0
06:00	82	2	2.4	61	74.4	12	14.6	7	8.5	0	0.0
07:00	87	0	0.0	53	60.9	24	27.6	9	10.3	1	1.2
08:00	122	2	1.6	90	73.8	20	16.4	10	8.2	0	0.0
09:00	153	0	0.0	108	70.6	34	22.2	11	7.2	0	0.0
10:00	185	0	0.0	132	71.4	44	23.8	9	4.9	0	0.0
11:00	202	0	0.0	163	80.7	32	15.8	7	3.5	0	0.0
12:00	193	0	0.0	157	81.4	25	13.0	11	5.7	0	0.0
13:00	150	1	0.7	124	82.7	20	13.3	4	2.7	1	0.7
14:00	131	0	0.0	109	83.2	18	13.7	4	3.1	0	0.0
15:00	140	1	0.7	125	89.3	10	7.1	4	2.9	0	0.0
16:00	116	0	0.0	102	87.9	10	8.6	4	3.5	0	0.0
17:00	106	0	0.0	93	87.7	10	9.4	3	2.8	0	0.0
18:00	108	1	0.9	100	92.6	7	6.5	0	0.0	0	0.0
19:00	51	1	2.0	45	88.2	3	5.9	1	2.0	1	2.0
20:00	37	0	0.0	35	94.6	2	5.4	0	0.0	0	0.0
21:00	23	0	0.0	16	69.6	4	17.4	3	13.0	0	0.0
22:00	36	0	0.0	35	97.2	1	2.8	0	0.0	0	0.0
23:00	22	0	0.0	20	90.9	0	0.0	2	9.1	0	0.0
12H,7-19	1693	5	0.3	1356	80.1	254	15.0	76	4.5	2	0.1
16H,6-22	1886	8	0.4	1513	80.2	275	14.6	87	4.6	3	0.2
18H,6-24	1944	8	0.4	1568	80.7	276	14.2	89	4.6	3	0.2
24H,0-24	2104	11	0.5	1685	80.1	299	14.2	105	5.0	4	0.2

10913		IMMINGHAM		Site No: 10913001		Location		Site 1 - A1173, Immingham (N of Kiln Ln)			
Tue 16-Nov-21 to Mon 22-Nov-21				Channel: Southbound							
TIME PERIOD	TOTAL VEHICLES	MOTOR-CYCLES	MOTOR-CYCLES%	CARS	CARS %	LGV	LGV %	HGV	HGV %	BUS	BUS %
Sun 21-Nov-21											
00:00	23	0	0.0	22	95.7	1	4.4	0	0.0	0	0.0
01:00	8	0	0.0	7	87.5	1	12.5	0	0.0	0	0.0
02:00	13	0	0.0	13	100.0	0	0.0	0	0.0	0	0.0
03:00	9	0	0.0	8	88.9	1	11.1	0	0.0	0	0.0
04:00	12	0	0.0	9	75.0	2	16.7	1	8.3	0	0.0
05:00	45	1	2.2	38	84.4	4	8.9	2	4.4	0	0.0
06:00	53	1	1.9	46	86.8	2	3.8	4	7.6	0	0.0
07:00	32	1	3.1	26	81.3	2	6.3	3	9.4	0	0.0
08:00	29	0	0.0	22	75.9	3	10.3	4	13.8	0	0.0
09:00	80	0	0.0	68	85.0	7	8.8	5	6.3	0	0.0
10:00	118	0	0.0	99	83.9	9	7.6	10	8.5	0	0.0
11:00	123	1	0.8	114	92.7	6	4.9	2	1.6	0	0.0
12:00	137	1	0.7	120	87.6	14	10.2	2	1.5	0	0.0
13:00	102	2	2.0	91	89.2	7	6.9	2	2.0	0	0.0
14:00	141	0	0.0	123	87.2	13	9.2	5	3.6	0	0.0
15:00	90	1	1.1	81	90.0	6	6.7	2	2.2	0	0.0
16:00	87	1	1.2	82	94.3	3	3.5	1	1.2	0	0.0
17:00	99	1	1.0	91	91.9	5	5.1	2	2.0	0	0.0
18:00	101	0	0.0	92	91.1	4	4.0	5	5.0	0	0.0
19:00	52	0	0.0	48	92.3	0	0.0	4	7.7	0	0.0
20:00	34	3	8.8	29	85.3	1	2.9	1	2.9	0	0.0
21:00	21	1	4.8	19	90.5	1	4.8	0	0.0	0	0.0
22:00	28	0	0.0	24	85.7	2	7.1	2	7.1	0	0.0
23:00	16	0	0.0	14	87.5	1	6.3	1	6.3	0	0.0
12H,7-19	1139	8	0.7	1009	88.6	79	6.9	43	3.8	0	0.0
16H,6-22	1299	13	1.0	1151	88.6	83	6.4	52	4.0	0	0.0
18H,6-24	1343	13	1.0	1189	88.5	86	6.4	55	4.1	0	0.0
24H,0-24	1453	14	1.0	1286	88.5	95	6.5	58	4.0	0	0.0

10913		IMMINGHAM		Site No: 10913001		Location		Site 1 - A1173, Immingham (N of Kiln Ln)			
Tue 16-Nov-21 to Mon 22-Nov-21				Channel: Southbound							
TIME PERIOD	TOTAL VEHICLES	MOTOR-CYCLES	MOTOR-CYCLES%	CARS	CARS %	LGV	LGV %	HGV	HGV %	BUS	BUS %
Mon 22-Nov-21											
00:00	13	0	0.0	7	53.9	3	23.1	3	23.1	0	0.0
01:00	9	0	0.0	8	88.9	0	0.0	1	11.1	0	0.0
02:00	3	0	0.0	2	66.7	0	0.0	1	33.3	0	0.0
03:00	18	0	0.0	17	94.4	0	0.0	1	5.6	0	0.0
04:00	42	1	2.4	29	69.1	5	11.9	7	16.7	0	0.0
05:00	126	2	1.6	101	80.2	7	5.6	15	11.9	1	0.8
06:00	161	2	1.2	117	72.7	20	12.4	22	13.7	0	0.0
07:00	221	1	0.5	156	70.6	25	11.3	36	16.3	3	1.4
08:00	252	1	0.4	171	67.9	43	17.1	37	14.7	0	0.0
09:00	213	2	0.9	154	72.3	30	14.1	27	12.7	0	0.0
10:00	224	0	0.0	132	58.9	40	17.9	49	21.9	3	1.3
11:00	227	0	0.0	125	55.1	47	20.7	53	23.4	2	0.9
12:00	242	0	0.0	164	67.8	32	13.2	44	18.2	2	0.8
13:00	282	1	0.4	202	71.6	44	15.6	32	11.4	3	1.1
14:00	322	0	0.0	221	68.6	46	14.3	49	15.2	6	1.9
15:00	331	0	0.0	221	66.8	64	19.3	43	13.0	3	0.9
16:00	586	2	0.3	455	77.7	74	12.6	54	9.2	1	0.2
17:00	444	1	0.2	350	78.8	52	11.7	41	9.2	0	0.0
18:00	225	1	0.4	172	76.4	30	13.3	21	9.3	1	0.4
19:00	111	2	1.8	86	77.5	13	11.7	10	9.0	0	0.0
20:00	54	2	3.7	42	77.8	2	3.7	8	14.8	0	0.0
21:00	86	0	0.0	66	76.7	10	11.6	10	11.6	0	0.0
22:00	130	1	0.8	95	73.1	13	10.0	20	15.4	1	0.8
23:00	69	1	1.5	43	62.3	11	15.9	11	15.9	3	4.4
12H,7-19	3569	9	0.3	2523	70.7	527	14.8	486	13.6	24	0.7
16H,6-22	3981	15	0.4	2834	71.2	572	14.4	536	13.5	24	0.6
18H,6-24	4180	17	0.4	2972	71.1	596	14.3	567	13.6	28	0.7
24H,0-24	4391	20	0.5	3136	71.4	611	13.9	595	13.6	29	0.7

10913 IMMINGHAM Site No: 10913001 Location Site 1 - A1173, Immingham (N of Kiln Ln)
 Tue 16-Nov-21 to Mon 22-Nov-21 Channel: Southbound

Time Period	Total Vehicles	85%ile Speed	Mean Speed	Stand Dev.	<11Mph	11-<21	21-<31	31-<41	41-<46	46-<51	51-<56	56-<61	61-<66	66-<71	71-<76
Tue 16-Nov-21															
00:00	20	61.8	52.3	9.7	0	0	0	2	2	7	2	3	3	0	1
01:00	10	61	52.3	10.1	0	0	0	1	2	2	1	2	1	1	0
02:00	20	61.8	52.3	9.4	0	0	0	2	4	2	5	3	3	1	0
03:00	24	58.4	50.3	7.9	0	0	0	1	8	5	4	4	1	1	0
04:00	36	53.9	47.8	6.3	0	0	0	4	8	14	7	3	0	0	0
05:00	132	53.7	46.7	7.1	0	0	0	21	43	37	20	8	2	0	1
06:00	157	50.7	43.3	7.9	0	3	1	48	46	37	18	3	1	0	0
07:00	186	52.1	45.2	7.6	0	1	0	44	57	51	21	9	2	0	0
08:00	261	52.1	44.7	7.5	0	1	0	67	93	53	32	10	4	0	0
09:00	223	53.7	46.3	7.5	0	0	2	42	63	62	37	11	5	1	0
10:00	206	54.8	47.7	7.1	0	0	1	25	56	65	36	17	5	1	0
11:00	241	52.5	45.8	7.1	0	0	0	51	73	72	28	14	2	0	0
12:00	242	53.9	46.5	7.6	0	2	4	33	66	77	40	18	2	0	0
13:00	293	53.2	46.8	7.2	0	0	1	37	104	95	26	19	5	6	0
14:00	334	51	44.5	7	0	1	0	86	116	81	30	18	2	0	0
15:00	420	48.8	41.6	6.8	0	0	7	187	123	71	23	8	1	0	0
16:00	648	48	40.2	7.4	0	1	48	292	171	98	32	6	0	0	0
17:00	440	49.4	42.3	6.6	0	0	0	186	130	84	33	7	0	0	0
18:00	259	52.7	44.7	7.8	0	0	2	76	71	59	34	14	2	0	0
19:00	136	54	45.9	7.8	0	0	0	36	29	37	22	10	1	1	0
20:00	82	58.6	49.4	10.1	0	0	0	16	15	17	15	12	1	3	2
21:00	67	55.5	49.1	7.6	0	0	0	9	10	22	17	5	3	1	0
22:00	30	60.2	51.2	8.5	0	0	0	2	7	8	3	6	3	1	0
23:00	23	58.5	50.5	7.8	0	0	0	2	5	5	4	6	1	0	0
12H,7-19	3753	51	43.9	7.6	0	6	65	1126	1123	868	372	151	30	8	0
16H,6-22	4195	51.6	44.1	7.7	0	9	66	1235	1223	981	444	181	36	13	2
18H,6-24	4248	51.7	44.2	7.8	0	9	66	1239	1235	994	451	193	40	14	2
24H,0-24	4490	52.1	44.4	7.9	0	9	66	1270	1302	1061	490	216	50	17	4

10913 IMMINGHAM Site No: 10913001 Location Site 1 - A1173, Immingham (N of Kiln Ln)
 Tue 16-Nov-21 to Mon 22-Nov-21 Channel: Southbound

Time Period	Total Vehicles	85%ile Speed	Mean Speed	Stand Dev.	<11Mph	11-<21	21-<31	31-<41	41-<46	46-<51	51-<56	56-<61	61-<66	66-<71	71-<76
-------------	----------------	--------------	------------	------------	--------	--------	--------	--------	--------	--------	--------	--------	--------	--------	--------

Wed 17-Nov-21

00:00	18	64	52.9	10.5	0	0	0	2	1	7	2	1	3	1	1
01:00	13	61.9	55.6	7.6	0	0	0	1	0	1	4	4	3	0	0
02:00	25	60.6	50.2	9	0	0	0	3	5	7	4	2	3	1	0
03:00	25	59.4	52.7	9.1	0	0	0	4	0	3	9	7	0	2	0
04:00	37	53.8	47.4	7.7	0	0	0	5	12	10	7	2	0	0	1
05:00	127	52.2	44.9	7.1	0	0	0	34	39	31	15	7	1	0	0
06:00	146	50.8	45.5	7.1	0	0	0	30	50	44	12	6	2	2	0
07:00	213	53.5	45.2	8.1	1	0	0	56	62	47	29	14	3	0	1
08:00	282	51.3	43.8	7.8	0	2	8	73	95	59	34	8	2	1	0
09:00	217	51.2	45.4	6.7	0	0	0	42	82	59	24	4	5	1	0
10:00	226	55.1	47.8	7.2	0	0	0	30	61	66	42	23	2	1	1
11:00	244	54	46.8	6.9	0	0	0	41	65	76	42	17	3	0	0
12:00	296	53.8	47	7.3	0	1	0	44	84	96	46	15	8	1	1
13:00	284	53.8	47	7.1	0	0	0	43	80	92	46	15	6	1	0
14:00	297	52.7	46.5	6.7	0	0	0	45	94	101	36	12	8	1	0
15:00	380	53.1	45.7	7.3	0	0	5	76	114	96	75	9	4	0	0
16:00	581	49.4	42.1	7.6	0	2	31	186	206	100	42	10	3	1	0
17:00	451	49.2	42.4	6.8	0	0	3	174	162	69	30	11	0	2	0
18:00	247	54.4	45.5	8.8	0	0	6	58	77	51	26	19	6	1	3
19:00	132	54.7	46.5	8.9	0	1	0	29	38	29	20	7	5	1	2
20:00	82	58.4	50.5	9.1	0	0	0	13	11	12	28	11	5	0	1
21:00	56	60.2	52.7	8.1	0	0	0	1	9	19	8	12	3	2	2
22:00	30	58	47.3	10	0	0	0	8	8	4	3	5	0	2	0
23:00	27	60.6	51.6	9.7	0	0	1	1	6	5	3	7	3	1	0
12H,7-19	3718	52.5	45	7.6	1	5	53	868	1182	912	472	157	50	10	6
16H,6-22	4134	52.9	45.3	7.8	1	6	53	941	1290	1016	540	193	65	15	11
18H,6-24	4191	53	45.3	7.8	1	6	54	950	1304	1025	546	205	68	18	11
24H,0-24	4436	53.3	45.5	7.9	1	6	54	999	1361	1084	587	228	78	22	13

10913 IMMINGHAM Site No: 10913001 Location Site 1 - A1173, Immingham (N of Kiln Ln)
 Tue 16-Nov-21 to Mon 22-Nov-21 Channel: Southbound

Time Period	Total Vehicles	85%ile Speed	Mean Speed	Stand Dev.	<11Mph	11-<21	21-<31	31-<41	41-<46	46-<51	51-<56	56-<61	61-<66	66-<71	71-<76
Thu 18-Nov-21															
00:00	21	58.3	50.3	8.3	0	0	0	3	2	6	5	3	2	0	0
01:00	15	53.8	49	5.5	0	0	0	1	2	7	4	1	0	0	0
02:00	18	55.5	51.1	7.1	0	0	0	1	2	6	6	2	0	1	0
03:00	18	60.5	54.3	6.8	0	0	0	0	1	6	4	4	2	1	0
04:00	42	54	47.5	8	0	0	0	7	10	14	7	2	0	2	0
05:00	112	54.8	47.6	7.8	0	0	3	14	25	30	30	8	1	1	0
06:00	146	50.8	44.6	7.2	0	0	0	41	45	39	10	9	2	0	0
07:00	215	51.7	44.5	7.3	0	0	0	62	72	45	22	10	4	0	0
08:00	269	53.6	46	8.3	2	1	2	43	91	66	44	9	9	1	1
09:00	189	53.6	47.2	6.7	0	0	0	22	59	63	31	10	2	1	1
10:00	244	52.8	46.4	6.7	0	0	1	36	76	81	35	12	1	2	0
11:00	235	53.9	47.2	6.9	0	0	0	31	68	80	35	16	3	1	1
12:00	253	55	48.4	7	0	1	0	17	74	83	50	18	6	4	0
13:00	293	55	47.7	7.4	0	0	0	38	87	85	48	24	5	6	0
14:00	355	52.7	46.4	6.5	0	0	0	52	120	114	44	22	1	1	1
15:00	423	51.4	41.9	11.4	1	43	9	86	109	107	49	14	5	0	0
16:00	558	47	39.1	8.1	0	10	47	271	132	69	23	3	1	0	2
17:00	430	50.3	43.6	6.5	0	0	1	135	133	112	41	8	0	0	0
18:00	244	55.9	47.4	8	0	0	0	44	69	58	37	26	5	5	0
19:00	122	59.9	49.2	9.6	0	0	0	21	31	23	15	17	10	3	2
20:00	77	58.5	51.3	7.7	0	0	0	4	13	23	19	12	2	3	1
21:00	64	60.6	52.5	8.4	0	0	0	3	10	20	7	15	5	3	1
22:00	32	61.7	53.1	7.6	0	0	0	1	4	8	9	4	5	1	0
23:00	29	60.4	54.7	5.9	0	0	0	0	1	7	10	7	3	1	0
12H,7-19	3708	52.6	44.7	8.4	3	55	60	837	1090	963	459	172	42	21	6
16H,6-22	4117	53.1	45.1	8.5	3	55	60	906	1189	1068	510	225	61	30	10
18H,6-24	4178	53.4	45.2	8.6	3	55	60	907	1194	1083	529	236	69	32	10
24H,0-24	4404	53.6	45.4	8.6	3	55	63	933	1236	1152	585	256	74	37	10

10913 IMMINGHAM Site No: 10913001 Location Site 1 - A1173, Immingham (N of Kiln Ln)
 Tue 16-Nov-21 to Mon 22-Nov-21 Channel: Southbound

Time Period	Total Vehicles	85%ile Speed	Mean Speed	Stand Dev.	<11Mph	11-<21	21-<31	31-<41	41-<46	46-<51	51-<56	56-<61	61-<66	66-<71	71-<76
Fri 19-Nov-21															
00:00	19	58.1	51	7.2	0	0	0	1	4	4	5	4	1	0	0
01:00	16	51.5	48	10.4	0	0	0	3	3	7	1	1	0	0	0
02:00	21	59.8	54.8	6.6	0	0	0	1	2	0	6	11	1	0	0
03:00	29	62.4	52.1	9.9	0	0	0	4	3	5	9	2	4	1	1
04:00	30	58.5	50.8	7.9	0	0	0	2	7	6	7	6	1	1	0
05:00	123	53.6	46.3	7.6	0	0	1	26	28	37	23	6	0	2	0
06:00	144	53.8	46.6	7.4	0	0	0	26	46	33	30	5	1	3	0
07:00	186	51.4	44.4	8	0	1	3	53	48	51	18	7	5	0	0
08:00	238	53.6	46.6	7.3	0	0	0	42	70	69	40	11	3	2	0
09:00	223	53.5	48.2	5.8	0	0	0	16	46	107	40	9	4	1	0
10:00	248	54.1	47.2	6.7	0	0	0	32	78	71	47	15	4	1	0
11:00	273	52.7	46.3	6.7	0	0	0	45	84	89	39	13	2	0	0
12:00	330	54.8	47.8	7.1	0	1	0	32	106	96	59	28	5	1	2
13:00	323	54.2	46.5	7.4	0	1	2	56	90	90	55	25	4	0	0
14:00	333	54	46.5	7.1	0	0	0	55	114	84	49	25	5	0	0
15:00	404	53	45.7	7.4	0	0	0	94	118	112	47	28	3	0	0
16:00	475	51.6	42.8	9.6	0	10	41	109	129	107	58	12	6	3	0
17:00	365	50.4	43.3	7.3	0	0	0	135	112	72	24	17	5	0	0
18:00	204	56	48.1	8.3	0	0	0	30	54	60	29	19	8	1	1
19:00	111	55.9	50.1	6.9	0	0	0	9	18	31	36	13	2	2	0
20:00	61	58.7	49.2	9	0	0	0	11	10	16	9	10	4	0	1
21:00	45	57.8	50.8	8	0	0	0	3	9	12	12	5	2	1	1
22:00	47	59.4	52.8	6.7	0	0	0	1	3	17	13	8	3	2	0
23:00	32	57.9	51.5	5.8	0	0	0	0	6	10	8	7	1	0	0
12H,7-19	3602	53.4	45.8	7.8	0	13	46	699	1049	1008	505	209	54	9	3
16H,6-22	3963	53.8	46.1	7.8	0	13	46	748	1132	1100	592	242	63	15	5
18H,6-24	4042	53.9	46.2	7.8	0	13	46	749	1141	1127	613	257	67	17	5
24H,0-24	4280	54.1	46.4	7.9	0	13	47	786	1188	1186	664	287	74	21	6

10913		IMMINGHAM			Site No: 10913001		Location Site 1 - A1173, Immingham (N of Kiln Ln)								
Tue 16-Nov-21 to Mon 22-Nov-21					Channel: Southbound										
Time Period	Total Vehicles	85%ile Speed	Mean Speed	Stand Dev.	<11Mph	11-<21	21-<31	31-<41	41-<46	46-<51	51-<56	56-<61	61-<66	66-<71	71-<76
Sat 20-Nov-21															
00:00	28	61.3	55.1	5.6	0	0	0	0	1	5	11	6	5	0	0
01:00	21	61.6	53.7	7.5	0	0	0	0	3	6	4	4	3	1	0
02:00	13	62.4	52.2	9.1	0	0	0	1	1	6	1	1	2	1	0
03:00	18	58	50.9	7.9	0	0	0	1	3	7	3	2	1	1	0
04:00	21	54.9	46.2	8.4	0	0	0	5	7	3	3	2	1	0	0
05:00	59	58.6	50.7	8.4	0	0	0	5	10	19	11	9	3	1	0
06:00	82	58.9	49.8	9.2	0	0	0	12	14	23	15	9	5	3	0
07:00	87	58.5	51.3	7.3	0	0	0	3	19	20	25	13	5	1	1
08:00	122	58.9	51.5	7.4	0	0	0	6	19	35	31	21	6	3	1
09:00	153	59.1	51	7.5	0	0	0	6	33	46	29	25	11	2	0
10:00	185	57.3	49.9	7.3	0	0	0	15	34	61	41	22	9	3	0
11:00	202	57.8	50.4	6.8	0	0	0	13	31	71	45	32	9	1	0
12:00	193	58.7	51.8	6.5	0	0	0	3	36	48	59	33	11	3	0
13:00	150	57.4	51.6	5.9	0	0	0	2	22	45	52	22	5	2	0
14:00	131	60.8	53.1	7.1	0	0	0	1	19	36	31	25	14	5	0
15:00	140	60.4	52.4	7.9	0	0	0	5	25	32	39	20	11	6	2
16:00	116	58.4	50.6	7.9	0	0	0	11	18	32	30	15	7	2	1
17:00	106	58.8	51.3	7.2	0	0	0	4	18	33	28	12	9	1	1
18:00	108	59.3	51.1	7.9	0	0	0	9	18	28	19	26	6	2	0
19:00	51	59	51.9	8.9	0	0	0	4	6	15	13	8	1	2	1
20:00	37	62.6	53	9.2	0	0	0	3	6	8	3	9	6	2	0
21:00	23	60.1	54	9.4	0	0	1	0	1	4	9	5	2	0	0
22:00	36	56.1	51.1	6.3	0	0	0	1	5	13	11	4	1	1	0
23:00	22	60.2	53.6	7.5	0	0	0	1	2	4	7	5	2	1	0
12H,7-19	1693	58.9	51.3	7.2	0	0	0	78	292	487	429	266	103	31	6
16H,6-22	1886	59	51.3	7.4	0	0	1	97	319	537	469	297	117	38	7
18H,6-24	1944	59	51.3	7.4	0	0	1	99	326	554	487	306	120	40	7
24H,0-24	2104	59.1	51.3	7.5	0	0	1	111	351	600	520	330	135	44	7

10913 IMMINGHAM Site No: 10913001 Location Site 1 - A1173, Immingham (N of Kiln Ln)
 Tue 16-Nov-21 to Mon 22-Nov-21 Channel: Southbound

Time Period	Total Vehicles	85%ile Speed	Mean Speed	Stand Dev.	<11Mph	11-<21	21-<31	31-<41	41-<46	46-<51	51-<56	56-<61	61-<66	66-<71	71-<76
Sun 21-Nov-21															
00:00	23	66.1	56	9.5	0	0	0	1	1	3	9	5	0	2	1
01:00	8	-	51.6	8.9	0	0	0	0	3	1	2	1	0	1	0
02:00	13	59.9	53.5	6.6	0	0	0	0	2	2	5	2	2	0	0
03:00	9	-	54.1	9.6	0	0	0	0	1	4	1	1	1	0	1
04:00	12	64.5	56.4	9.3	0	0	0	0	2	0	6	0	2	1	1
05:00	45	57.5	50.7	7.3	0	0	0	1	13	10	12	6	2	0	1
06:00	53	59.7	51.8	9	0	0	1	4	7	11	12	13	3	1	1
07:00	32	53.7	47.3	7.4	0	0	0	5	8	11	5	1	2	0	0
08:00	29	56.2	49.4	5.8	0	0	0	1	6	13	4	5	0	0	0
09:00	80	59.6	51.8	7.3	0	0	0	4	12	22	18	16	7	1	0
10:00	118	59.8	51.6	8.5	0	0	0	8	22	29	27	18	7	5	1
11:00	123	60.6	53.4	8.1	0	1	0	3	10	30	40	22	11	4	1
12:00	137	59.4	53.1	6.8	0	0	0	2	17	28	52	25	7	5	0
13:00	102	60.8	53.6	7	0	0	0	1	10	26	34	16	11	2	2
14:00	141	59.3	51.5	7.4	0	0	1	4	26	38	38	19	12	3	0
15:00	90	60.8	52.8	8.7	0	0	1	5	13	17	20	21	8	4	1
16:00	87	59.1	51.2	8.4	0	0	0	2	22	29	13	12	5	0	2
17:00	99	56.9	49	7	0	0	0	9	24	30	18	15	3	0	0
18:00	101	58.6	51.1	8.2	0	0	0	7	20	23	25	20	1	3	1
19:00	52	59.4	49.9	9.1	0	0	0	9	6	15	9	7	4	2	0
20:00	34	57.4	48.7	10.7	1	0	0	4	6	8	8	5	1	1	0
21:00	21	56.6	49.8	6.9	0	0	0	1	6	5	5	3	1	0	0
22:00	28	59.8	51.2	9	0	0	0	4	3	5	9	3	3	1	0
23:00	16	63.6	55.4	9.9	0	0	0	0	3	4	1	3	4	0	0
12H,7-19	1139	59.5	51.8	7.8	0	1	2	51	190	296	294	190	74	27	8
16H,6-22	1299	59.5	51.6	8	1	1	3	69	215	335	328	218	83	31	9
18H,6-24	1343	59.6	51.6	8.1	1	1	3	73	221	344	338	224	90	32	9
24H,0-24	1453	59.7	51.7	8.1	1	1	3	75	243	364	373	239	97	36	13

10913 IMMINGHAM Site No: 10913001 Location Site 1 - A1173, Immingham (N of Kiln Ln)
 Tue 16-Nov-21 to Mon 22-Nov-21 Channel: Southbound

Time Period	Total Vehicles	85%ile Speed	Mean Speed	Stand Dev.	<11Mph	11-<21	21-<31	31-<41	41-<46	46-<51	51-<56	56-<61	61-<66	66-<71	71-<76
Mon 22-Nov-21															
00:00	13	52.4	45	7.9	0	0	0	4	3	3	2	1	0	0	0
01:00	9	-	53.8	10.1	0	0	0	1	1	1	2	2	1	1	0
02:00	3	-	47.7	11.3	0	0	0	1	0	1	0	1	0	0	0
03:00	18	60.5	52.7	10	0	0	0	2	3	2	4	4	2	0	1
04:00	42	56.2	47.7	9.1	0	0	0	7	13	11	4	5	0	1	0
05:00	126	52.2	44.9	7.3	0	0	0	33	42	28	15	6	1	1	0
06:00	161	51.4	44.7	7.3	0	0	2	40	53	40	16	7	3	0	0
07:00	221	53.4	45.3	7.9	0	0	2	58	62	50	32	13	3	0	0
08:00	252	54.2	46	8.1	0	0	7	45	75	67	31	20	5	2	0
09:00	213	53.7	47.7	6.2	0	0	0	18	63	83	31	12	6	0	0
10:00	224	51.2	46.1	6.3	0	0	0	34	72	83	25	7	2	0	1
11:00	227	53.2	46.8	6	0	0	0	26	77	71	42	11	0	0	0
12:00	242	54.3	47.5	6.6	0	0	0	26	75	78	40	17	5	1	0
13:00	282	54.1	47.4	7.7	0	0	0	46	70	87	59	9	6	2	0
14:00	322	53	46.6	6.6	0	0	0	47	100	107	47	15	4	2	0
15:00	331	50.9	45.5	6.2	0	0	0	55	124	105	35	8	3	1	0
16:00	586	47.8	40.9	7.1	0	0	21	271	177	78	27	7	3	1	1
17:00	444	49.5	41.5	7.8	0	0	19	197	110	72	32	8	4	2	0
18:00	225	53.5	46.2	7.4	0	0	0	47	61	70	26	15	4	2	0
19:00	111	56.9	48.8	9.3	0	0	1	16	29	22	24	10	3	4	1
20:00	54	58.8	50	9.4	0	0	0	8	11	10	13	6	4	1	0
21:00	86	55	50	7.5	0	0	0	5	14	37	21	4	1	1	2
22:00	130	55	46.7	8.7	0	1	0	29	28	36	20	11	3	0	2
23:00	69	56.2	49.3	7.9	0	0	0	7	17	19	15	5	5	0	1
12H,7-19	3569	52.1	45	7.5	0	0	49	870	1066	951	427	142	45	13	2
16H,6-22	3981	52.6	45.2	7.7	0	0	52	939	1173	1060	501	169	56	19	5
18H,6-24	4180	52.8	45.3	7.7	0	1	52	975	1218	1115	536	185	64	19	8
24H,0-24	4391	52.9	45.4	7.8	0	1	52	1023	1280	1161	563	204	68	22	9

10913 IMMINGHAM Site No: 10913001 Location Site 1 - A1173, Immingham (N of Kiln Ln)
 Tue 16-Nov-21 to Mon 22-Nov-21 Channel: Southbound

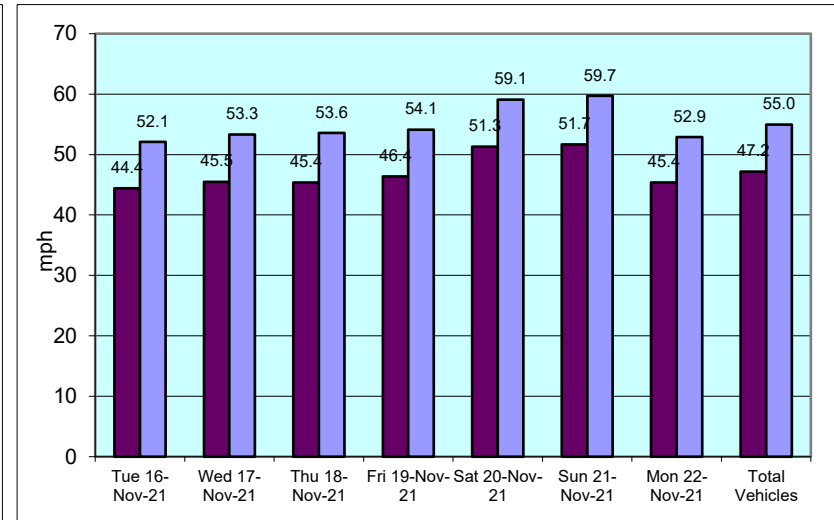
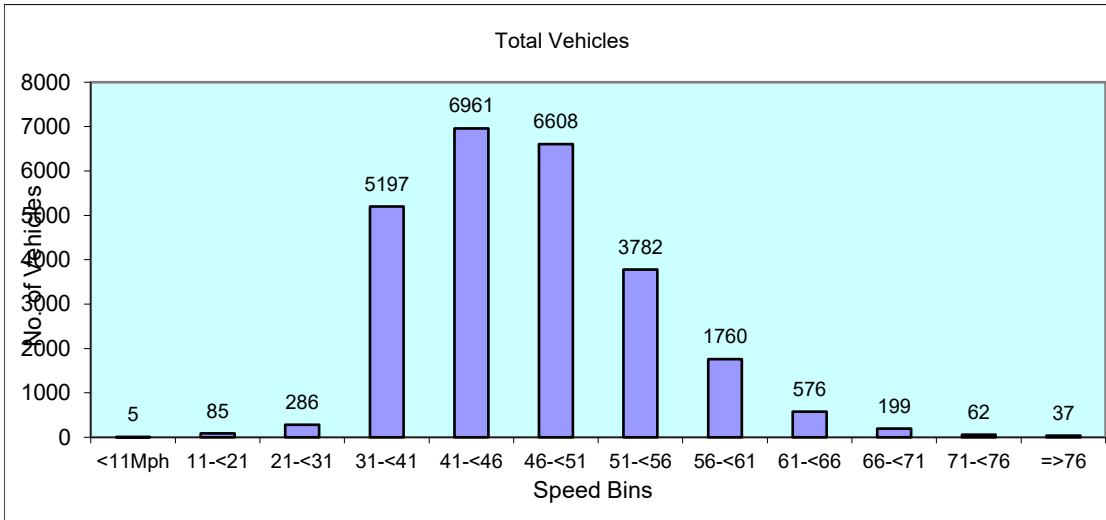
Time Period	Total Vehicles	85%ile Speed	Mean Speed	Stand Dev.	<11Mph	11-<21	21-<31	31-<41	41-<46	46-<51	51-<56	56-<61	61-<66	66-<71	71-<76
-------------	----------------	--------------	------------	------------	--------	--------	--------	--------	--------	--------	--------	--------	--------	--------	--------

Daily Totals

Tue 16-Nov-21	4490	52.1	44.4	7.9	0	9	66	1270	1302	1061	490	216	50	17	4
Wed 17-Nov-21	4436	53.3	45.5	7.9	1	6	54	999	1361	1084	587	228	78	22	13
Thu 18-Nov-21	4404	53.6	45.4	8.6	3	55	63	933	1236	1152	585	256	74	37	10
Fri 19-Nov-21	4280	54.1	46.4	7.9	0	13	47	786	1188	1186	664	287	74	21	6
Sat 20-Nov-21	2104	59.1	51.3	7.5	0	0	1	111	351	600	520	330	135	44	7
Sun 21-Nov-21	1453	59.7	51.7	8.1	1	1	3	75	243	364	373	239	97	36	13
Mon 22-Nov-21	4391	52.9	45.4	7.8	0	1	52	1023	1280	1161	563	204	68	22	9

Total Vehicles

[--]	25558	55.0	47.2	8.0	5	85	286	5197	6961	6608	3782	1760	576	199	62
------	-------	------	------	-----	---	----	-----	------	------	------	------	------	-----	-----	----



=>76

0
0
0
0
0
0
0
1
1
0
0
1
0
0
0
0
0
0
1
0
1
0
0
0
4
5
5
5

=>76

0
0
0
0
0
0
0
0
0
0
0
0
0
0
1
0
1
0
0
0
0
1
0
0
0
2
3
3
3

=>76

0
1
0
0
0
0
0
0
1
0
0
1
0
0
1
2
0
0
2
0
0
0
0
0
0
7
7
7
8

=>76

0
0
0
0
0
1
1
0
0
1
0
0
0
0
0
0
0
0
0
0
0
0
1
0
1
0
0
1
4
4
5

=>76

1
0
0
0
0
0
0
0
0
1
1
1
0
0
0
2
0
1
0
0
0
0
1
6
6
7
8

=>76

0
0
0
0
1
0
0
1
0
0
0
0
0
3
0
0
0
0
0
1
1
1
0
0
4
7
7
8

=>76

5

3

0


8

5

8

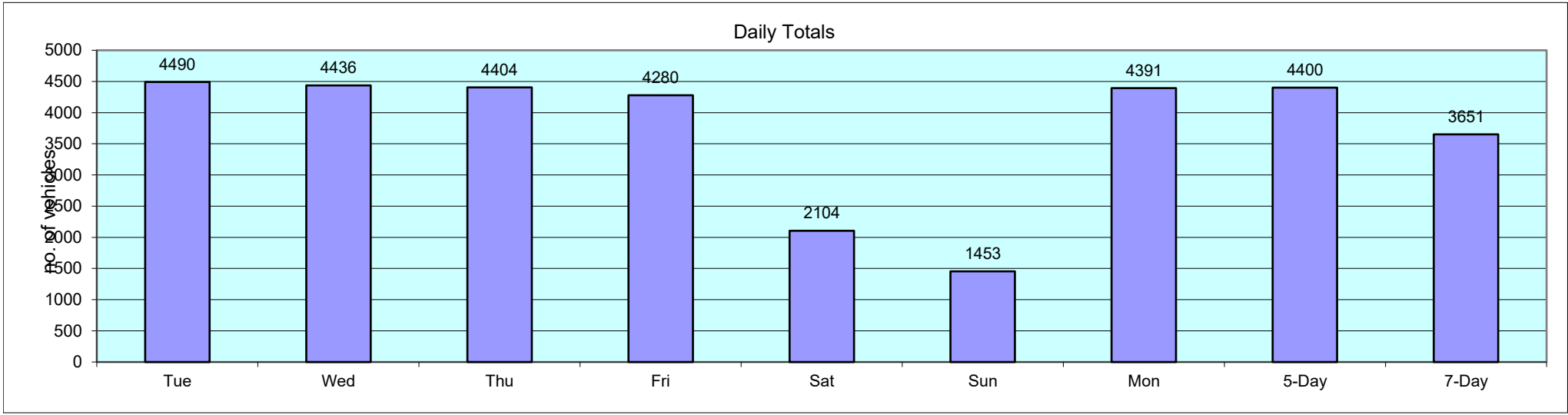
8

37



10913	IMMINGHAM		Site No: 10913001		Location		Site 1 - A1173, Immingham (N of Kiln Ln)			
Channel: Southbound										
TIME PERIOD	Tue 16/11/2021	Wed 17/11/2021	Thu 18/11/2021	Fri 19/11/2021	Sat 20/11/2021	Sun 21/11/2021	Mon 22/11/2021	5-Day Av	7-Day Av	
Week Begin: 16-Nov-21										
00:00	20	18	21	19	28	23	13	18	20	
01:00	10	13	15	16	21	8	9	13	13	
02:00	20	25	18	21	13	13	3	17	16	
03:00	24	25	18	29	18	9	18	23	20	
04:00	36	37	42	30	21	12	42	37	31	
05:00	132	127	112	123	59	45	126	124	103	
06:00	157	146	146	144	82	53	161	151	127	
07:00	186	213	215	186	87	32	221	204	163	
08:00	261	282	269	238	122	29	252	260	208	
09:00	223	217	189	223	153	80	213	213	185	
10:00	206	226	244	248	185	118	224	230	207	
11:00	241	244	235	273	202	123	227	244	221	
12:00	242	296	253	330	193	137	242	273	242	
13:00	293	284	293	323	150	102	282	295	247	
14:00	334	297	355	333	131	141	322	328	273	
15:00	420	380	423	404	140	90	331	392	313	
16:00	648	581	558	475	116	87	586	570	436	
17:00	440	451	430	365	106	99	444	426	334	
18:00	259	247	244	204	108	101	225	236	198	
19:00	136	132	122	111	51	52	111	122	102	
20:00	82	82	77	61	37	34	54	71	61	
21:00	67	56	64	45	23	21	86	64	52	
22:00	30	30	32	47	36	28	130	54	48	
23:00	23	27	29	32	22	16	69	36	31	
12H,7-19	3753	3718	3708	3602	1693	1139	3569	3670	3026	
16H,6-22	4195	4134	4117	3963	1886	1299	3981	4078	3368	
18H,6-24	4248	4191	4178	4042	1944	1343	4180	4168	3447	
24H,0-24	4490	4436	4404	4280	2104	1453	4391	4400	3651	
Am	08:00	08:00	08:00	11:00	11:00	11:00	08:00			
Peak	261	282	269	273	202	123	252			
Pm	16:00	16:00	16:00	16:00	12:00	14:00	16:00			
Peak	648	581	558	475	193	141	586			

10913	IMMINGHAM		Site No: 10913001		Location		Site 1 - A1173, Immingham (N of Kiln Ln)		
			Channel: Southbound						
TIME PERIOD	Tue	Wed	Thu	Fri	Sat	Sun	Mon	5-Day	7-Day
	16/11/2021	17/11/2021	18/11/2021	19/11/2021	20/11/2021	21/11/2021	22/11/2021	Av	Av



Classification Schemes

Scheme F Classification Scheme (Non-metric)

Scheme F is an attempt to implement the FHWA's visual classification scheme as an axle-based classification scheme. This is one of several interpretations.

Class	Vehicle Type	No. of Axles	Axle spacing in feet			
			Axle 1 to 2	Axle 2 to 3	Axle 3 to 4	Axle 4 to 5
1	motorcycle	2	<6.0			
2	passenger car	2	6.0 - 10.0			
	car + 1 axle trailer	3	<10.0	10.0 - 18.0		
	car + 2 axle trailer	4	<10.0		<3.5	
3	pickup	2	10.0 - 15.0			
	pickup + 1 axle trailer	3	10.0 - 15.0	10.0 - 18.0		
	pickup + 2 axle trailer	4	10.0 - 15.0		<3.5	
	pickup + 3 axle trailer	5	9.9 - 15.0			<3.5
4	Traditional bus/coach	2	>20.0			
	Traditional bus/coach	3	>19.0			
5	single unit truck/bus - dual rear axle	2	14.9 - 20.0			<3.5
6	3 axle truck	3		<18.0		
7	4 axle truck	4				
8	2S1	3		>18.0		
	2S2	4		>5.0	>3.5	
	3S1	4		<5.0	>10.0	
9	3S2	5		<6.1		3.5 - 8.0
	5 axle combination	5				
10	6 axle combination	6			3.5 - 5.0	
	3S3	6				
11	2S1-2	5		>6.0		
12	3S1-2	6				
13	truck	7 or more				

Direction	Recorded 85%ile speed		survey weather conditions	Wet weather design speed (with adjustment where appropriate)			Criteria	reaction time	deceleration rate
	mph	kph		mph	kph	m/s		s	m/s ²
Channel: Northbound	54.8	88.3	dry	52.4	84.3	23.4	MfS	1.5	4.4
Channel: Southbound	55.0	88.5	dry	52.5	84.5	23.5	MfS	1.5	4.4

gradient	stopping sight distance	bonnet adjusted SSD
%	m	m
0.0	97.2	99.6
0.0	97.5	99.9

10722 IMMINGHAM									
SEPTEMBER 2021									
Site	Location	Direction	Start Date	End Date	Posted Speed Limit (PSL)	Total Vehicles	5 Day Ave.	7 Day Ave.	Average 85%ile Speed
Site No: 10722003	Site 3 - Queens Rd, Immingham att to l/c 10 53.61556, -0.18568	Channel: Northwestbound	Mon 27-Sep-21	Sun 03-Oct-21	40	13327	2396	1904	40.3
		Channel: Southeastbound	Mon 27-Sep-21	Sun 03-Oct-21		13855	2509	1979	37.9

10722 IMMINGHAM						
SEPTEMBER 2021						
Site	Location	Direction	Start Date	End Date	Posted Speed Limit (PSL)	Average Mean Speed
Site No: 10722003	Site 3 - Queens Rd, Immingham att to l/c 10 53.61556, -0.18568	Channel: Northwestbound	Mon 27-Sep-21	Sun 03-Oct-21	40	34.5
		Channel: Southeastbound	Mon 27-Sep-21	Sun 03-Oct-21		32.7

10722		IMMINGHAM		Site No: 10722003		Location		Site 3 - Queens Rd, Immingham att to l/c 10			
Mon 27-Sep-21 to Sun 03-Oct-21				Channel: Northwestbound							
TIME PERIOD	TOTAL VEHICLES	MOTOR-CYCLES	MOTOR-CYCLES%	CARS	CARS %	LGV	LGV %	HGV	HGV %	BUS	BUS %
Mon 27-Sep-21											
00:00	27	0	0.0	26	96.3	0	0.0	1	3.7	0	0.0
01:00	19	0	0.0	14	73.7	2	10.5	3	15.8	0	0.0
02:00	23	0	0.0	16	69.6	0	0.0	7	30.4	0	0.0
03:00	41	0	0.0	27	65.9	4	9.8	10	24.4	0	0.0
04:00	66	0	0.0	56	84.9	2	3.0	8	12.1	0	0.0
05:00	184	0	0.0	156	84.8	4	2.2	24	13.0	0	0.0
06:00	359	2	0.6	309	86.1	12	3.3	36	10.0	0	0.0
07:00	327	4	1.2	292	89.3	7	2.1	23	7.0	1	0.3
08:00	367	1	0.3	298	81.2	16	4.4	52	14.2	0	0.0
09:00	245	0	0.0	201	82.0	19	7.8	25	10.2	0	0.0
10:00	229	0	0.0	183	79.9	19	8.3	26	11.4	1	0.4
11:00	195	0	0.0	141	72.3	24	12.3	29	14.9	1	0.5
12:00	198	1	0.5	127	64.1	23	11.6	46	23.2	1	0.5
13:00	178	1	0.6	105	59.0	25	14.0	47	26.4	0	0.0
14:00	178	3	1.7	97	54.5	24	13.5	54	30.3	0	0.0
15:00	137	2	1.5	83	60.6	20	14.6	32	23.4	0	0.0
16:00	300	5	1.7	231	77.0	28	9.3	35	11.7	1	0.3
17:00	255	3	1.2	203	79.6	20	7.8	29	11.4	0	0.0
18:00	105	5	4.8	79	75.2	12	11.4	9	8.6	0	0.0
19:00	59	1	1.7	44	74.6	2	3.4	12	20.3	0	0.0
20:00	18	0	0.0	17	94.4	0	0.0	1	5.6	0	0.0
21:00	13	0	0.0	12	92.3	1	7.7	0	0.0	0	0.0
22:00	12	1	8.3	8	66.7	0	0.0	3	25.0	0	0.0
23:00	7	1	14.3	6	85.7	0	0.0	0	0.0	0	0.0
12H,7-19	2714	25	0.9	2040	75.2	237	8.7	407	15.0	5	0.2
16H,6-22	3163	28	0.9	2422	76.6	252	8.0	456	14.4	5	0.2
18H,6-24	3182	30	0.9	2436	76.6	252	7.9	459	14.4	5	0.2
24H,0-24	3542	30	0.9	2731	77.1	264	7.5	512	14.5	5	0.1

10722		IMMINGHAM		Site No: 10722003		Location		Site 3 - Queens Rd, Immingham att to l/c 10			
Mon 27-Sep-21 to Sun 03-Oct-21				Channel: Northwestbound							
TIME PERIOD	TOTAL VEHICLES	MOTOR-CYCLES	MOTOR-CYCLES%	CARS	CARS %	LGV	LGV %	HGV	HGV %	BUS	BUS %
Tue 28-Sep-21											
00:00	7	0	0.0	7	100.0	0	0.0	0	0.0	0	0.0
01:00	5	0	0.0	4	80.0	0	0.0	1	20.0	0	0.0
02:00	3	0	0.0	3	100.0	0	0.0	0	0.0	0	0.0
03:00	7	0	0.0	5	71.4	1	14.3	1	14.3	0	0.0
04:00	25	0	0.0	21	84.0	1	4.0	3	12.0	0	0.0
05:00	47	2	4.3	39	83.0	0	0.0	6	12.8	0	0.0
06:00	85	1	1.2	71	83.5	6	7.1	7	8.2	0	0.0
07:00	102	3	2.9	62	60.8	13	12.8	24	23.5	0	0.0
08:00	128	1	0.8	84	65.6	18	14.1	25	19.5	0	0.0
09:00	169	0	0.0	117	69.2	24	14.2	28	16.6	0	0.0
10:00	172	1	0.6	101	58.7	27	15.7	42	24.4	1	0.6
11:00	138	1	0.7	71	51.5	24	17.4	42	30.4	0	0.0
12:00	169	0	0.0	118	69.8	21	12.4	29	17.2	1	0.6
13:00	145	1	0.7	79	54.5	23	15.9	42	29.0	0	0.0
14:00	153	1	0.7	96	62.8	20	13.1	36	23.5	0	0.0
15:00	160	2	1.3	96	60.0	27	16.9	35	21.9	0	0.0
16:00	274	4	1.5	230	83.9	18	6.6	22	8.0	0	0.0
17:00	193	1	0.5	167	86.5	14	7.3	11	5.7	0	0.0
18:00	90	4	4.4	69	76.7	7	7.8	10	11.1	0	0.0
19:00	47	1	2.1	36	76.6	0	0.0	10	21.3	0	0.0
20:00	28	1	3.6	26	92.9	1	3.6	0	0.0	0	0.0
21:00	24	1	4.2	21	87.5	2	8.3	0	0.0	0	0.0
22:00	11	1	9.1	9	81.8	0	0.0	1	9.1	0	0.0
23:00	8	0	0.0	8	100.0	0	0.0	0	0.0	0	0.0
12H,7-19	1893	19	1.0	1290	68.2	236	12.5	346	18.3	2	0.1
16H,6-22	2077	23	1.1	1444	69.5	245	11.8	363	17.5	2	0.1
18H,6-24	2096	24	1.2	1461	69.7	245	11.7	364	17.4	2	0.1
24H,0-24	2190	26	1.2	1540	70.3	247	11.3	375	17.1	2	0.1

10722		IMMINGHAM		Site No: 10722003		Location		Site 3 - Queens Rd, Immingham att to l/c 10			
Mon 27-Sep-21 to Sun 03-Oct-21				Channel: Northwestbound							
TIME PERIOD	TOTAL VEHICLES	MOTOR-CYCLES	MOTOR-CYCLES%	CARS	CARS %	LGV	LGV %	HGV	HGV %	BUS	BUS %
Wed 29-Sep-21											
00:00	10	0	0.0	10	100.0	0	0.0	0	0.0	0	0.0
01:00	6	0	0.0	5	83.3	1	16.7	0	0.0	0	0.0
02:00	3	0	0.0	2	66.7	0	0.0	1	33.3	0	0.0
03:00	1	0	0.0	1	100.0	0	0.0	0	0.0	0	0.0
04:00	13	0	0.0	11	84.6	0	0.0	2	15.4	0	0.0
05:00	43	1	2.3	38	88.4	2	4.7	2	4.7	0	0.0
06:00	81	0	0.0	68	84.0	8	9.9	5	6.2	0	0.0
07:00	131	2	1.5	102	77.9	14	10.7	13	9.9	0	0.0
08:00	137	0	0.0	95	69.3	14	10.2	28	20.4	0	0.0
09:00	117	1	0.9	65	55.6	33	28.2	18	15.4	0	0.0
10:00	126	0	0.0	72	57.1	24	19.1	30	23.8	0	0.0
11:00	168	2	1.2	102	60.7	22	13.1	41	24.4	1	0.6
12:00	142	0	0.0	91	64.1	24	16.9	27	19.0	0	0.0
13:00	160	1	0.6	96	60.0	24	15.0	39	24.4	0	0.0
14:00	172	2	1.2	116	67.4	30	17.4	24	14.0	0	0.0
15:00	176	1	0.6	125	71.0	30	17.1	20	11.4	0	0.0
16:00	287	1	0.4	238	82.9	19	6.6	29	10.1	0	0.0
17:00	210	1	0.5	175	83.3	10	4.8	24	11.4	0	0.0
18:00	92	1	1.1	78	84.8	3	3.3	10	10.9	0	0.0
19:00	41	1	2.4	30	73.2	4	9.8	6	14.6	0	0.0
20:00	25	0	0.0	19	76.0	2	8.0	4	16.0	0	0.0
21:00	9	0	0.0	8	88.9	1	11.1	0	0.0	0	0.0
22:00	11	2	18.2	9	81.8	0	0.0	0	0.0	0	0.0
23:00	6	0	0.0	3	50.0	0	0.0	3	50.0	0	0.0
12H,7-19	1918	12	0.6	1355	70.7	247	12.9	303	15.8	1	0.1
16H,6-22	2074	13	0.6	1480	71.4	262	12.6	318	15.3	1	0.1
18H,6-24	2091	15	0.7	1492	71.4	262	12.5	321	15.4	1	0.1
24H,0-24	2167	16	0.7	1559	71.9	265	12.2	326	15.0	1	0.1

10722		IMMINGHAM		Site No: 10722003		Location		Site 3 - Queens Rd, Immingham att to l/c 10			
Mon 27-Sep-21 to Sun 03-Oct-21				Channel: Northwestbound							
TIME PERIOD	TOTAL VEHICLES	MOTOR-CYCLES	MOTOR-CYCLES%	CARS	CARS %	LGV	LGV %	HGV	HGV %	BUS	BUS %
Thu 30-Sep-21											
00:00	15	0	0.0	13	86.7	2	13.3	0	0.0	0	0.0
01:00	7	0	0.0	6	85.7	0	0.0	1	14.3	0	0.0
02:00	4	0	0.0	4	100.0	0	0.0	0	0.0	0	0.0
03:00	5	0	0.0	4	80.0	0	0.0	1	20.0	0	0.0
04:00	7	0	0.0	7	100.0	0	0.0	0	0.0	0	0.0
05:00	25	2	8.0	19	76.0	2	8.0	2	8.0	0	0.0
06:00	97	0	0.0	83	85.6	5	5.2	9	9.3	0	0.0
07:00	151	3	2.0	120	79.5	12	8.0	16	10.6	0	0.0
08:00	135	0	0.0	101	74.8	19	14.1	15	11.1	0	0.0
09:00	134	0	0.0	105	78.4	15	11.2	14	10.5	0	0.0
10:00	164	1	0.6	122	74.4	23	14.0	18	11.0	0	0.0
11:00	144	0	0.0	114	79.2	22	15.3	8	5.6	0	0.0
12:00	170	1	0.6	131	77.1	16	9.4	22	12.9	0	0.0
13:00	145	0	0.0	101	69.7	17	11.7	27	18.6	0	0.0
14:00	146	1	0.7	98	67.1	19	13.0	28	19.2	0	0.0
15:00	199	1	0.5	144	72.4	30	15.1	23	11.6	1	0.5
16:00	271	3	1.1	221	81.6	23	8.5	23	8.5	1	0.4
17:00	198	2	1.0	163	82.3	15	7.6	18	9.1	0	0.0
18:00	75	1	1.3	67	89.3	3	4.0	4	5.3	0	0.0
19:00	34	0	0.0	28	82.4	5	14.7	1	2.9	0	0.0
20:00	21	0	0.0	20	95.2	1	4.8	0	0.0	0	0.0
21:00	12	0	0.0	9	75.0	1	8.3	2	16.7	0	0.0
22:00	9	0	0.0	6	66.7	2	22.2	1	11.1	0	0.0
23:00	8	0	0.0	6	75.0	1	12.5	1	12.5	0	0.0
12H,7-19	1932	13	0.7	1487	77.0	214	11.1	216	11.2	2	0.1
16H,6-22	2096	13	0.6	1627	77.6	226	10.8	228	10.9	2	0.1
18H,6-24	2113	13	0.6	1639	77.6	229	10.8	230	10.9	2	0.1
24H,0-24	2176	15	0.7	1692	77.8	233	10.7	234	10.8	2	0.1

10722		IMMINGHAM		Site No: 10722003		Location		Site 3 - Queens Rd, Immingham att to l/c 10			
Mon 27-Sep-21 to Sun 03-Oct-21				Channel: Northwestbound							
TIME PERIOD	TOTAL VEHICLES	MOTOR-CYCLES	MOTOR-CYCLES%	CARS	CARS %	LGV	LGV %	HGV	HGV %	BUS	BUS %
Fri 01-Oct-21											
00:00	20	0	0.0	18	90.0	1	5.0	1	5.0	0	0.0
01:00	3	0	0.0	2	66.7	0	0.0	1	33.3	0	0.0
02:00	5	0	0.0	5	100.0	0	0.0	0	0.0	0	0.0
03:00	8	0	0.0	6	75.0	0	0.0	2	25.0	0	0.0
04:00	14	0	0.0	12	85.7	1	7.1	1	7.1	0	0.0
05:00	17	3	17.7	14	82.4	0	0.0	0	0.0	0	0.0
06:00	64	0	0.0	46	71.9	4	6.3	14	21.9	0	0.0
07:00	110	1	0.9	73	66.4	16	14.6	20	18.2	0	0.0
08:00	123	0	0.0	79	64.2	28	22.8	16	13.0	0	0.0
09:00	153	0	0.0	116	75.8	20	13.1	17	11.1	0	0.0
10:00	144	1	0.7	89	61.8	23	16.0	31	21.5	0	0.0
11:00	155	3	1.9	92	59.4	25	16.1	35	22.6	0	0.0
12:00	189	1	0.5	143	75.7	18	9.5	26	13.8	1	0.5
13:00	137	0	0.0	90	65.7	17	12.4	30	21.9	0	0.0
14:00	140	2	1.4	85	60.7	22	15.7	31	22.1	0	0.0
15:00	156	1	0.6	113	72.4	23	14.7	19	12.2	0	0.0
16:00	190	3	1.6	147	77.4	14	7.4	26	13.7	0	0.0
17:00	145	1	0.7	124	85.5	9	6.2	11	7.6	0	0.0
18:00	47	2	4.3	41	87.2	1	2.1	3	6.4	0	0.0
19:00	29	1	3.5	24	82.8	1	3.5	3	10.3	0	0.0
20:00	17	1	5.9	13	76.5	0	0.0	3	17.7	0	0.0
21:00	12	0	0.0	10	83.3	1	8.3	1	8.3	0	0.0
22:00	19	1	5.3	17	89.5	0	0.0	1	5.3	0	0.0
23:00	7	0	0.0	7	100.0	0	0.0	0	0.0	0	0.0
12H,7-19	1689	15	0.9	1192	70.6	216	12.8	265	15.7	1	0.1
16H,6-22	1811	17	0.9	1285	71.0	222	12.3	286	15.8	1	0.1
18H,6-24	1837	18	1.0	1309	71.3	222	12.1	287	15.6	1	0.1
24H,0-24	1904	21	1.1	1366	71.7	224	11.8	292	15.3	1	0.1

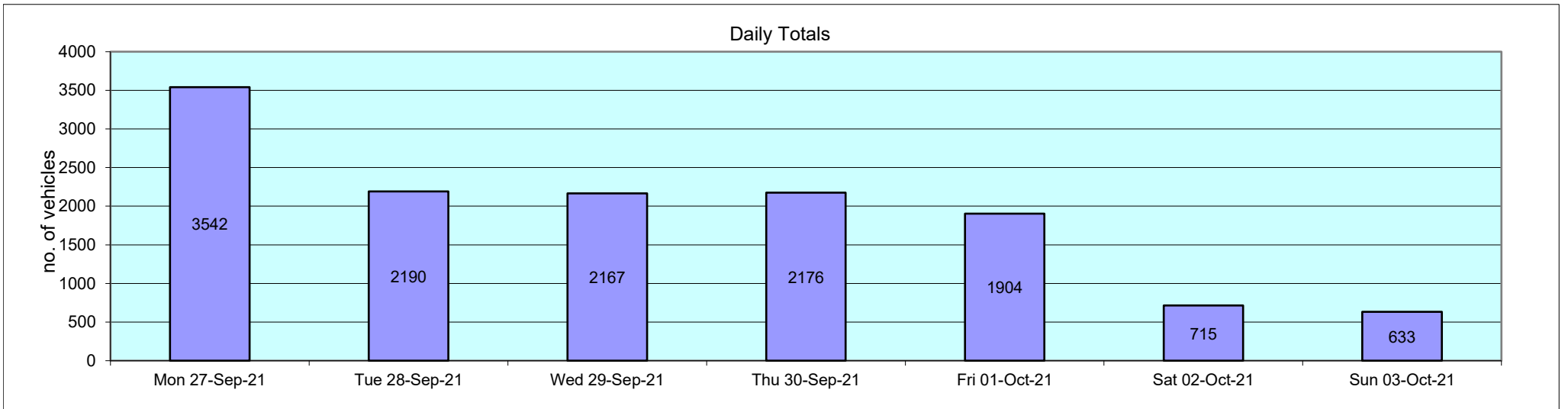
10722 IMMINGHAM Site No: 10722003 Location Site 3 - Queens Rd, Immingham att to l/c 10
 Mon 27-Sep-21 to Sun 03-Oct-21 Channel: Northwestbound

TIME PERIOD	TOTAL VEHICLES	MOTOR-CYCLES	MOTOR-CYCLES%	CARS	CARS %	LGV	LGV %	HGV	HGV %	BUS	BUS %
Sat 02-Oct-21											
00:00	3	1	33.3	1	33.3	1	33.3	0	0.0	0	0.0
01:00	3	0	0.0	3	100.0	0	0.0	0	0.0	0	0.0
02:00	12	0	0.0	10	83.3	1	8.3	1	8.3	0	0.0
03:00	5	1	20.0	3	60.0	0	0.0	1	20.0	0	0.0
04:00	4	0	0.0	4	100.0	0	0.0	0	0.0	0	0.0
05:00	20	2	10.0	18	90.0	0	0.0	0	0.0	0	0.0
06:00	37	0	0.0	32	86.5	1	2.7	4	10.8	0	0.0
07:00	26	0	0.0	14	53.9	7	26.9	5	19.2	0	0.0
08:00	33	1	3.0	25	75.8	6	18.2	1	3.0	0	0.0
09:00	55	1	1.8	39	70.9	11	20.0	4	7.3	0	0.0
10:00	63	2	3.2	49	77.8	5	7.9	7	11.1	0	0.0
11:00	74	1	1.4	64	86.5	6	8.1	3	4.1	0	0.0
12:00	63	1	1.6	52	82.5	5	7.9	5	7.9	0	0.0
13:00	62	1	1.6	55	88.7	3	4.8	3	4.8	0	0.0
14:00	51	0	0.0	50	98.0	1	2.0	0	0.0	0	0.0
15:00	45	1	2.2	36	80.0	6	13.3	2	4.4	0	0.0
16:00	34	0	0.0	29	85.3	2	5.9	3	8.8	0	0.0
17:00	29	0	0.0	23	79.3	3	10.3	3	10.3	0	0.0
18:00	35	1	2.9	26	74.3	5	14.3	3	8.6	0	0.0
19:00	16	0	0.0	14	87.5	0	0.0	2	12.5	0	0.0
20:00	23	0	0.0	22	95.7	1	4.4	0	0.0	0	0.0
21:00	9	0	0.0	8	88.9	0	0.0	1	11.1	0	0.0
22:00	11	0	0.0	10	90.9	0	0.0	1	9.1	0	0.0
23:00	2	0	0.0	2	100.0	0	0.0	0	0.0	0	0.0
12H,7-19	570	9	1.6	462	81.1	60	10.5	39	6.8	0	0.0
16H,6-22	655	9	1.4	538	82.1	62	9.5	46	7.0	0	0.0
18H,6-24	668	9	1.4	550	82.3	62	9.3	47	7.0	0	0.0
24H,0-24	715	13	1.8	589	82.4	64	9.0	49	6.9	0	0.0

10722		IMMINGHAM		Site No: 10722003		Location		Site 3 - Queens Rd, Immingham att to l/c 10			
Mon 27-Sep-21 to Sun 03-Oct-21				Channel: Northwestbound							
TIME PERIOD	TOTAL VEHICLES	MOTOR-CYCLES	MOTOR-CYCLES%	CARS	CARS %	LGV	LGV %	HGV	HGV %	BUS	BUS %
Sun 03-Oct-21											
00:00	4	0	0.0	2	50.0	0	0.0	2	50.0	0	0.0
01:00	10	0	0.0	10	100.0	0	0.0	0	0.0	0	0.0
02:00	5	0	0.0	4	80.0	1	20.0	0	0.0	0	0.0
03:00	4	0	0.0	4	100.0	0	0.0	0	0.0	0	0.0
04:00	2	0	0.0	2	100.0	0	0.0	0	0.0	0	0.0
05:00	9	1	11.1	7	77.8	1	11.1	0	0.0	0	0.0
06:00	29	1	3.5	27	93.1	1	3.5	0	0.0	0	0.0
07:00	20	0	0.0	12	60.0	5	25.0	3	15.0	0	0.0
08:00	19	0	0.0	14	73.7	5	26.3	0	0.0	0	0.0
09:00	17	0	0.0	13	76.5	3	17.7	1	5.9	0	0.0
10:00	53	2	3.8	42	79.3	7	13.2	2	3.8	0	0.0
11:00	61	3	4.9	48	78.7	4	6.6	6	9.8	0	0.0
12:00	50	1	2.0	42	84.0	7	14.0	0	0.0	0	0.0
13:00	68	0	0.0	56	82.4	8	11.8	4	5.9	0	0.0
14:00	53	0	0.0	47	88.7	1	1.9	5	9.4	0	0.0
15:00	50	1	2.0	44	88.0	1	2.0	4	8.0	0	0.0
16:00	43	0	0.0	35	81.4	7	16.3	1	2.3	0	0.0
17:00	48	1	2.1	40	83.3	3	6.3	4	8.3	0	0.0
18:00	49	4	8.2	40	81.6	3	6.1	2	4.1	0	0.0
19:00	16	0	0.0	14	87.5	1	6.3	1	6.3	0	0.0
20:00	4	0	0.0	4	100.0	0	0.0	0	0.0	0	0.0
21:00	6	0	0.0	6	100.0	0	0.0	0	0.0	0	0.0
22:00	11	0	0.0	10	90.9	0	0.0	1	9.1	0	0.0
23:00	2	0	0.0	2	100.0	0	0.0	0	0.0	0	0.0
12H,7-19	531	12	2.3	433	81.5	54	10.2	32	6.0	0	0.0
16H,6-22	586	13	2.2	484	82.6	56	9.6	33	5.6	0	0.0
18H,6-24	599	13	2.2	496	82.8	56	9.4	34	5.7	0	0.0
24H,0-24	633	14	2.2	525	82.9	58	9.2	36	5.7	0	0.0

10722 IMMINGHAM Site No: 10722003 Location Site 3 - Queens Rd, Immingham att to l/c 10
 Mon 27-Sep-21 to Sun 03-Oct-21 Channel: Northwestbound

TIME PERIOD	TOTAL VEHICLES	MOTOR-CYCLES	MOTOR-CYCLES%	CARS	CARS %	LGV	LGV %	HGV	HGV %	BUS	BUS %
Daily Totals											
Mon 27-Sep-21	3542	30	0.9	2731	77.1	264	7.5	512	14.5	5	0.1
Tue 28-Sep-21	2190	26	1.2	1540	70.3	247	11.3	375	17.1	2	0.1
Wed 29-Sep-21	2167	16	0.7	1559	71.9	265	12.2	326	15.0	1	0.1
Thu 30-Sep-21	2176	15	0.7	1692	77.8	233	10.7	234	10.8	2	0.1
Fri 01-Oct-21	1904	21	1.1	1366	71.7	224	11.8	292	15.3	1	0.1
Sat 02-Oct-21	715	13	1.8	589	82.4	64	9.0	49	6.9	0	0.0
Sun 03-Oct-21	633	14	2.2	525	82.9	58	9.2	36	5.7	0	0.0
Total Vehicles											
[--]	13327	135	1.2	10002	76.3	1355	10.2	1824	12.2	11	0.1



10722 IMMINGHAM Site No: 10722003 Location Site 3 - Queens Rd, Immingham att to l/c 10
 Mon 27-Sep-21 to Sun 03-Oct-21 Channel: Northwestbound

Time Period	Total Vehicles	85%ile Speed	Mean Speed	Stand Dev.	<11Mph	11-<16	16-<21	21-<26	26-<31	31-<36	36-<41	41-<46	46-<51	51-<56	56-<61
Mon 27-Sep-21															
00:00	27	42.5	38.3	4.3	0	0	0	0	0	8	13	5	1	0	0
01:00	19	38.2	34.3	3.7	0	0	0	0	3	10	6	0	0	0	0
02:00	23	39	35.2	3.5	0	0	0	0	2	11	10	0	0	0	0
03:00	41	38.1	35	3.7	0	0	0	0	1	30	8	1	1	0	0
04:00	66	37.9	33.9	3.7	0	0	0	1	10	38	17	0	0	0	0
05:00	184	35.9	32.7	4.2	0	0	2	1	54	100	23	3	1	0	0
06:00	359	35.9	32.1	4.9	3	0	2	12	116	176	39	10	1	0	0
07:00	327	31	26.4	6.3	3	18	52	29	176	41	5	0	3	0	0
08:00	367	35.1	30.1	5.4	2	4	16	24	168	120	30	2	1	0	0
09:00	245	35.7	30.9	4.7	0	0	2	27	102	82	31	1	0	0	0
10:00	229	35.4	31.8	4.1	0	0	0	12	76	120	19	1	1	0	0
11:00	195	36.7	32	4.7	0	0	2	8	73	78	30	4	0	0	0
12:00	198	37.3	32.4	5.6	2	0	3	9	54	93	27	9	1	0	0
13:00	178	37.1	33.5	4.5	0	1	0	2	36	106	26	4	3	0	0
14:00	178	37.5	33.2	5.4	1	1	2	3	37	100	23	8	3	0	0
15:00	137	39	34.3	5.2	1	0	0	0	26	72	28	7	2	1	0
16:00	300	40.6	35.9	5.6	1	1	2	2	23	135	99	28	6	1	2
17:00	255	41.6	35.2	6	1	0	1	12	37	93	67	41	3	0	0
18:00	105	43.1	36.9	6.9	1	2	0	0	4	42	33	16	6	0	1
19:00	59	39.9	33.3	7.3	0	1	0	7	13	20	11	4	2	1	0
20:00	18	39.2	34.9	4.4	0	0	0	0	3	8	6	1	0	0	0
21:00	13	44.6	38.9	6.7	0	0	0	1	0	3	3	5	1	0	0
22:00	12	47.8	38.1	10.6	0	1	0	0	1	2	4	1	2	1	0
23:00	7	-	38.5	10	0	0	0	0	1	3	1	1	0	0	1
12H,7-19	2714	38	32.2	6.1	12	27	80	128	812	1082	418	121	29	2	3
16H,6-22	3163	37.9	32.3	6	15	28	82	148	944	1289	477	141	33	3	3
18H,6-24	3182	38	32.3	6.1	15	29	82	148	946	1294	482	143	35	4	4
24H,0-24	3542	38	32.4	5.9	15	29	84	150	1016	1491	559	152	38	4	4

10722 IMMINGHAM Site No: 10722003 Location Site 3 - Queens Rd, Immingham att to l/c 10
 Mon 27-Sep-21 to Sun 03-Oct-21 Channel: Northwestbound

Time Period	Total Vehicles	85%ile Speed	Mean Speed	Stand Dev.	<11Mph	11-<16	16-<21	21-<26	26-<31	31-<36	36-<41	41-<46	46-<51	51-<56	56-<61
Tue 28-Sep-21															
00:00	7	-	34.9	4.9	0	0	0	0	2	1	4	0	0	0	0
01:00	5	-	48.5	13.8	0	0	0	0	0	0	3	0	0	0	0
02:00	3	-	41.8	10.4	0	0	0	0	0	1	1	0	0	1	0
03:00	7	-	39.9	8.2	0	0	0	0	0	4	0	0	3	0	0
04:00	25	43.6	39.1	4.2	0	0	0	0	0	6	10	9	0	0	0
05:00	47	39.6	33.1	6.5	0	0	1	4	15	10	13	3	1	0	0
06:00	85	40.5	33.3	7.1	0	1	0	7	27	26	12	6	6	0	0
07:00	102	36.9	31.5	6.2	1	3	1	8	26	44	17	2	0	0	0
08:00	128	36.7	31.9	5.4	1	0	2	3	52	48	17	4	1	0	0
09:00	169	35.7	32	4.5	0	0	4	4	56	84	18	3	0	0	0
10:00	172	37.2	31.6	5.7	0	1	4	18	55	61	27	5	1	0	0
11:00	138	36.3	32.7	4.8	0	1	0	5	38	72	14	8	0	0	0
12:00	169	38.9	33.6	5.5	0	0	3	9	33	70	48	3	2	1	0
13:00	145	39.2	33.5	5.5	0	0	4	3	34	64	28	11	1	0	0
14:00	153	39.8	34.3	5.8	0	0	2	4	38	50	47	6	6	0	0
15:00	160	40	34.2	5.7	1	1	0	0	40	65	36	15	2	0	0
16:00	274	40	34.9	5.9	1	2	1	10	38	100	101	13	7	0	1
17:00	193	41.5	35.9	5.2	0	0	1	0	26	80	54	28	4	0	0
18:00	90	40.4	33.9	7.6	1	1	1	9	18	19	31	7	2	1	0
19:00	47	37.5	32.8	5.6	0	1	0	1	14	21	8	1	1	0	0
20:00	28	39.3	35.5	3.7	0	0	0	0	2	14	11	1	0	0	0
21:00	24	42.5	37	6.5	0	0	0	1	1	10	7	3	1	1	0
22:00	11	43.1	37.6	9.8	0	1	0	0	0	2	5	2	0	1	0
23:00	8	-	33.5	11.1	0	0	0	4	0	0	1	2	1	0	0
12H,7-19	1893	39.3	33.5	5.8	5	9	23	73	454	757	438	105	26	2	1
16H,6-22	2077	39.3	33.6	5.8	5	11	23	82	498	828	476	116	34	3	1
18H,6-24	2096	39.4	33.6	5.9	5	12	23	86	498	830	482	120	35	4	1
24H,0-24	2190	39.5	33.7	6	5	12	24	90	515	852	513	132	39	5	1

10722 IMMINGHAM Site No: 10722003 Location Site 3 - Queens Rd, Immingham att to l/c 10
 Mon 27-Sep-21 to Sun 03-Oct-21 Channel: Northwestbound

Time Period	Total Vehicles	85%ile Speed	Mean Speed	Stand Dev.	<11Mph	11-<16	16-<21	21-<26	26-<31	31-<36	36-<41	41-<46	46-<51	51-<56	56-<61
Wed 29-Sep-21															
00:00	10	41	34.5	7.5	0	0	0	0	5	1	2	1	1	0	0
01:00	6	-	38.5	7.1	0	0	0	0	1	1	2	1	1	0	0
02:00	3	-	38.5	1.7	0	0	0	0	0	0	3	0	0	0	0
03:00	1	-	38.5	-	0	0	0	0	0	0	1	0	0	0	0
04:00	13	37.4	33.9	4.5	0	0	0	0	3	7	2	1	0	0	0
05:00	43	38.9	34.8	3.9	0	0	0	0	5	24	12	2	0	0	0
06:00	81	39.8	35.1	5	0	1	0	1	11	29	35	4	0	0	0
07:00	131	38.6	31.9	6.3	0	0	4	19	34	40	27	5	2	0	0
08:00	137	35.7	31.9	4.6	0	0	2	7	43	68	14	3	0	0	0
09:00	117	37.3	32.2	6.1	0	1	2	9	35	47	19	1	2	0	1
10:00	126	38.3	33.8	7.9	0	0	1	8	33	56	19	2	2	0	0
11:00	168	37.8	32.2	6.5	4	2	2	8	37	79	29	6	1	0	0
12:00	142	38.3	32.7	5.1	0	0	0	5	55	47	29	4	2	0	0
13:00	160	37.3	33.4	4.4	0	0	2	1	33	92	28	3	0	1	0
14:00	172	39.1	33.2	6.6	0	5	2	7	40	63	46	5	3	0	1
15:00	176	39.1	34.4	4.4	0	0	0	5	26	86	52	7	0	0	0
16:00	287	39.6	34.6	4.9	0	0	0	13	44	115	98	16	1	0	0
17:00	210	40.8	36.5	5.1	0	0	0	0	22	77	82	21	7	0	1
18:00	92	44	38.2	6.3	1	0	0	0	2	31	34	16	6	1	1
19:00	41	41.4	34.6	6.3	0	0	1	2	4	23	4	5	2	0	0
20:00	25	45	38.7	9.2	0	0	0	1	3	7	5	6	1	0	1
21:00	9	-	39.1	4.2	0	0	0	0	0	2	4	3	0	0	0
22:00	11	40.3	35.8	8.9	0	1	0	0	0	4	4	1	1	0	0
23:00	6	-	37.7	7.4	0	0	0	0	1	2	1	1	1	0	0
12H,7-19	1918	39.3	33.8	5.9	5	8	15	82	404	801	477	89	26	2	4
16H,6-22	2074	39.5	34	5.9	5	9	16	86	422	862	525	107	29	2	5
18H,6-24	2091	39.5	34	6	5	10	16	86	423	868	530	109	31	2	5
24H,0-24	2167	39.5	34	5.9	5	10	16	86	437	901	552	114	33	2	5

10722 IMMINGHAM Site No: 10722003 Location Site 3 - Queens Rd, Immingham att to l/c 10
 Mon 27-Sep-21 to Sun 03-Oct-21 Channel: Northwestbound

Time Period	Total Vehicles	85%ile Speed	Mean Speed	Stand Dev.	<11Mph	11-<16	16-<21	21-<26	26-<31	31-<36	36-<41	41-<46	46-<51	51-<56	56-<61
Thu 30-Sep-21															
00:00	15	46.6	40.5	8.3	0	0	0	1	0	3	4	4	2	0	1
01:00	7	-	40.6	5	0	0	0	0	0	1	3	2	1	0	0
02:00	4	-	41	10.4	0	0	0	0	1	0	1	1	0	1	0
03:00	5	-	37.5	6.6	0	0	0	0	1	1	1	2	0	0	0
04:00	7	-	40.6	7.6	0	0	0	0	1	1	1	2	2	0	0
05:00	25	43.6	38.3	5.1	0	0	0	0	2	6	8	9	0	0	0
06:00	97	39.7	34.6	5.1	0	0	0	0	25	36	28	7	0	1	0
07:00	151	36.6	32.5	4.7	0	1	3	0	45	76	23	3	0	0	0
08:00	135	36.5	31.6	5	0	0	3	10	46	53	21	2	0	0	0
09:00	134	35.2	31	4.5	0	0	3	9	52	59	10	1	0	0	0
10:00	164	35.3	30.4	5.6	0	3	5	12	75	51	13	4	1	0	0
11:00	144	37.5	32.9	4.4	0	0	0	5	41	68	27	3	0	0	0
12:00	170	36.9	33.1	4.1	0	1	0	2	38	98	28	3	0	0	0
13:00	145	38.7	33.8	5.1	0	0	1	9	19	76	33	6	0	1	0
14:00	146	39.5	34.3	5.1	0	0	1	3	29	66	35	10	2	0	0
15:00	199	39.5	34.7	4.5	0	0	0	1	35	91	60	10	2	0	0
16:00	271	40.3	35	5.7	0	1	2	8	43	105	82	25	3	2	0
17:00	198	40.8	35.9	6	0	3	0	1	21	85	60	16	11	1	0
18:00	75	44.2	37.9	6.8	0	1	0	2	5	18	27	16	5	0	1
19:00	34	40.4	36	4.7	0	0	0	1	2	14	13	4	0	0	0
20:00	21	39.9	34.7	5.8	0	0	0	1	3	11	3	2	1	0	0
21:00	12	44.5	38.5	7.2	0	0	0	0	2	1	7	0	1	1	0
22:00	9	-	37.4	8.7	0	0	0	1	0	4	1	2	0	1	0
23:00	8	-	37.3	6.5	0	0	0	0	1	3	2	1	1	0	0
12H,7-19	1932	39.1	33.6	5.5	0	10	18	62	449	846	419	99	24	4	1
16H,6-22	2096	39.2	33.7	5.5	0	10	18	64	481	908	470	112	26	6	1
18H,6-24	2113	39.2	33.8	5.5	0	10	18	65	482	915	473	115	27	7	1
24H,0-24	2176	39.5	33.9	5.6	0	10	18	66	487	927	491	135	32	8	2

10722 IMMINGHAM Site No: 10722003 Location Site 3 - Queens Rd, Immingham att to l/c 10
 Mon 27-Sep-21 to Sun 03-Oct-21 Channel: Northwestbound

Time Period	Total Vehicles	85%ile Speed	Mean Speed	Stand Dev.	<11Mph	11-<16	16-<21	21-<26	26-<31	31-<36	36-<41	41-<46	46-<51	51-<56	56-<61
Fri 01-Oct-21															
00:00	20	42.5	38	4.5	0	0	0	0	1	5	9	5	0	0	0
01:00	3	-	31.8	3.1	0	0	0	0	1	2	0	0	0	0	0
02:00	5	-	37.5	2.6	0	0	0	0	0	1	4	0	0	0	0
03:00	8	-	33.5	3	0	0	0	0	1	6	1	0	0	0	0
04:00	14	44.9	40.3	5.6	0	0	0	0	1	2	3	7	1	0	0
05:00	17	39.3	35.6	3.8	0	0	0	0	0	12	3	2	0	0	0
06:00	64	38.8	34	4.8	0	0	0	2	12	31	16	2	1	0	0
07:00	110	35.6	32.4	4.1	0	0	0	3	34	61	10	1	1	0	0
08:00	123	37	31.9	5.2	0	0	3	9	39	49	20	3	0	0	0
09:00	153	35.2	31	4.7	0	0	3	18	43	78	9	2	0	0	0
10:00	144	35.7	30.5	6.9	1	6	4	19	34	62	12	4	2	0	0
11:00	155	37.2	32.2	6.4	3	1	2	8	39	73	22	4	2	1	0
12:00	189	36.9	31.9	5.9	2	3	4	7	54	85	28	6	0	0	0
13:00	137	39.5	34.2	5.6	0	0	0	6	31	52	38	8	1	0	1
14:00	140	40.5	35.2	5.1	0	0	0	3	18	69	32	16	1	1	0
15:00	156	42.2	35.7	6.4	0	0	2	3	32	43	47	21	7	1	0
16:00	190	40.9	36.1	5.9	0	1	0	4	28	56	73	18	9	1	0
17:00	145	42.9	37.5	5.4	0	0	0	1	8	51	54	23	6	1	1
18:00	47	45.5	38.1	8.7	1	1	0	1	2	9	20	6	5	1	1
19:00	29	40.3	35.1	7.2	0	1	0	0	4	14	6	2	1	1	0
20:00	17	43.4	38.2	6.6	0	0	0	0	2	4	7	2	1	1	0
21:00	12	47.2	36.4	8.2	0	0	0	0	4	3	2	0	3	0	0
22:00	19	43.1	35.9	7.3	0	0	1	1	0	9	3	4	1	0	0
23:00	7	-	39.9	4.9	0	0	0	0	0	1	4	1	1	0	0
12H,7-19	1689	39.6	33.7	6.3	7	12	18	82	362	688	365	112	34	6	3
16H,6-22	1811	39.7	33.8	6.3	7	13	18	84	384	740	396	118	40	8	3
18H,6-24	1837	39.8	33.8	6.3	7	13	19	85	384	750	403	123	42	8	3
24H,0-24	1904	39.9	34	6.3	7	13	19	85	388	778	423	137	43	8	3

10722 IMMINGHAM Site No: 10722003 Location Site 3 - Queens Rd, Immingham att to I/c 10
 Mon 27-Sep-21 to Sun 03-Oct-21 Channel: Northwestbound

Time Period	Total Vehicles	85%ile Speed	Mean Speed	Stand Dev.	<11Mph	11-<16	16-<21	21-<26	26-<31	31-<36	36-<41	41-<46	46-<51	51-<56	56-<61
Sat 02-Oct-21															
00:00	3	-	38.5	5	0	0	0	0	0	1	1	1	0	0	0
01:00	3	-	38.5	5	0	0	0	0	0	1	1	1	0	0	0
02:00	12	40.3	36.8	4.6	0	0	0	0	1	4	5	2	0	0	0
03:00	5	-	40.5	7.7	0	0	0	0	0	2	1	0	2	0	0
04:00	4	-	41	8.7	0	0	0	0	1	0	0	2	1	0	0
05:00	20	41.8	37	5.3	0	0	0	0	2	7	7	3	1	0	0
06:00	37	43.2	38.4	4.6	0	0	0	0	1	10	16	9	1	0	0
07:00	26	39.8	36.2	4.3	0	0	0	0	1	13	10	1	1	0	0
08:00	33	40.4	34.7	7	0	0	1	4	3	8	13	3	1	0	0
09:00	55	40.4	34.8	5.4	0	0	0	2	11	20	15	7	0	0	0
10:00	63	41.6	35.1	6.8	0	0	2	3	9	22	16	9	1	1	0
11:00	74	40.5	36.1	5.5	0	0	1	0	12	18	35	5	3	0	0
12:00	63	42	36.4	5.2	0	0	0	1	4	30	16	10	2	0	0
13:00	62	44.4	37.8	5.9	0	0	0	0	6	22	14	15	5	0	0
14:00	51	42.8	37.9	5.3	0	0	0	0	6	8	26	8	3	0	0
15:00	45	43.1	37.3	5.9	0	0	0	0	7	11	16	9	1	1	0
16:00	34	40.6	36.7	5.9	0	0	0	0	7	5	18	2	1	1	0
17:00	29	44.5	38.7	5.3	0	0	0	0	0	11	9	6	3	0	0
18:00	35	44.5	36.9	8.8	0	0	1	3	2	12	7	6	1	2	1
19:00	16	42.8	38.2	6.1	0	0	0	0	1	5	6	3	0	1	0
20:00	23	40.7	38.5	5	0	0	0	0	0	6	14	1	1	1	0
21:00	9	-	40.2	6.7	0	0	0	0	0	3	2	3	0	1	0
22:00	11	45.6	40.8	6.2	0	0	0	0	1	1	3	4	2	0	0
23:00	2	-	33.5	7.1	0	0	0	0	1	0	1	0	0	0	0
12H,7-19	570	42.4	36.5	6	0	0	5	13	68	180	195	81	22	5	1
16H,6-22	655	42.6	36.7	6	0	0	5	13	70	204	233	97	24	8	1
18H,6-24	668	42.7	36.8	6	0	0	5	13	72	205	237	101	26	8	1
24H,0-24	715	42.9	36.9	6	0	0	5	13	76	220	252	110	30	8	1

10722 IMMINGHAM Site No: 10722003 Location Site 3 - Queens Rd, Immingham att to l/c 10
 Mon 27-Sep-21 to Sun 03-Oct-21 Channel: Northwestbound

Time Period	Total Vehicles	85%ile Speed	Mean Speed	Stand Dev.	<11Mph	11-<16	16-<21	21-<26	26-<31	31-<36	36-<41	41-<46	46-<51	51-<56	56-<61
Sun 03-Oct-21															
00:00	4	-	41	5.2	0	0	0	0	0	0	3	0	1	0	0
01:00	10	36	34.5	2.6	0	0	0	0	0	8	2	0	0	0	0
02:00	5	-	30.5	12	0	1	0	1	0	1	1	1	0	0	0
03:00	4	-	39.8	2.8	0	0	0	0	0	0	3	1	0	0	0
04:00	2	-	38.5	1.8	0	0	0	0	0	0	2	0	0	0	0
05:00	9	-	37.4	5	0	0	0	0	1	2	4	2	0	0	0
06:00	29	43.6	38.5	5.2	0	0	0	0	2	6	13	6	2	0	0
07:00	20	38.5	36.5	5.9	0	0	0	0	3	7	7	1	2	0	0
08:00	19	42.6	35.9	6.7	0	0	0	0	5	6	4	2	2	0	0
09:00	17	42.2	37.3	5.1	0	0	0	0	2	4	7	4	0	0	0
10:00	53	39.8	35.2	6	0	1	1	0	6	19	23	2	0	1	0
11:00	61	42	35	7.6	1	2	0	0	7	28	12	7	4	0	0
12:00	50	40.3	36	5.6	0	0	1	1	5	15	23	3	2	0	0
13:00	68	42.7	36.2	5.7	0	0	1	1	8	24	18	16	0	0	0
14:00	53	40.1	35.1	5.3	0	0	0	0	11	22	14	4	2	0	0
15:00	50	41.7	36.5	5.7	0	0	1	1	2	20	17	7	2	0	0
16:00	43	44.2	38	6.1	0	0	0	0	5	11	15	8	3	1	0
17:00	48	44.3	38.1	5.9	0	0	0	0	6	11	16	11	4	0	0
18:00	49	43.6	37.9	8.3	0	1	2	1	1	8	25	6	3	1	0
19:00	16	40.6	38.2	3.2	0	0	0	0	0	3	11	2	0	0	0
20:00	4	-	39.8	4.9	0	0	0	0	0	1	1	2	0	0	0
21:00	6	-	41	7.7	0	0	0	0	0	2	1	2	0	1	0
22:00	11	49.6	44	8.3	0	0	0	0	1	1	1	3	4	0	1
23:00	2	-	43.5	7.1	0	0	0	0	0	0	1	0	1	0	0
12H,7-19	531	42.3	36.4	6.3	1	4	6	4	61	175	181	71	24	3	0
16H,6-22	586	42.5	36.6	6.3	1	4	6	4	63	187	207	83	26	4	0
18H,6-24	599	42.9	36.8	6.4	1	4	6	4	64	188	209	86	31	4	1
24H,0-24	633	42.8	36.7	6.4	1	5	6	5	65	199	224	90	32	4	1

10722 IMMINGHAM Site No: 10722003 Location Site 3 - Queens Rd, Immingham att to I/c 10
 Mon 27-Sep-21 to Sun 03-Oct-21 Channel: Northwestbound

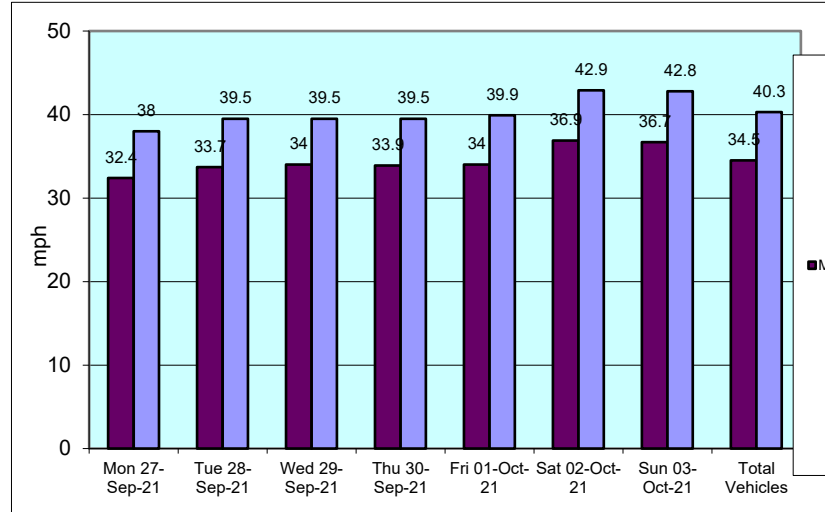
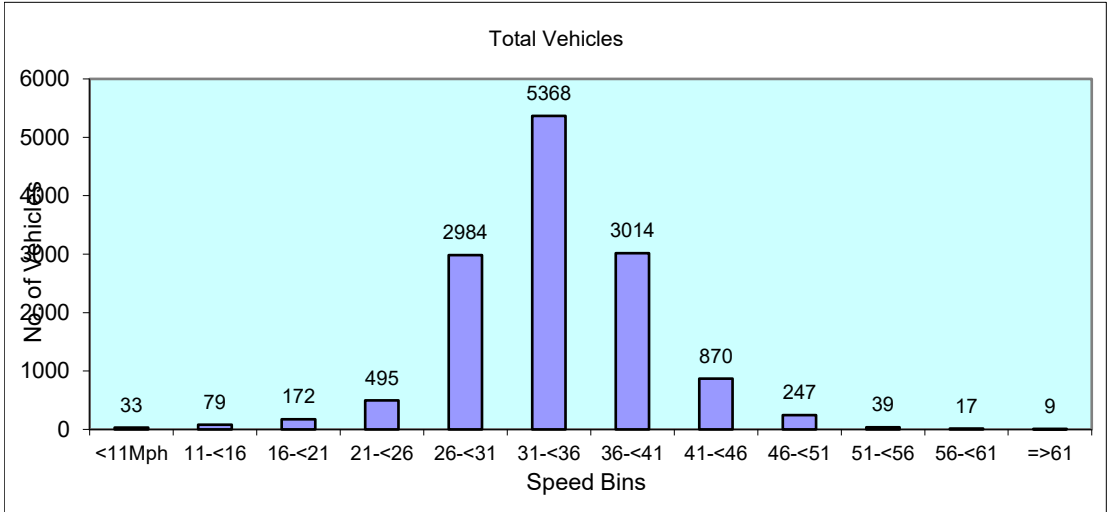
Time Period	Total Vehicles	85%ile Speed	Mean Speed	Stand Dev.	<11Mph	11-<16	16-<21	21-<26	26-<31	31-<36	36-<41	41-<46	46-<51	51-<56	56-<61
-------------	----------------	--------------	------------	------------	--------	--------	--------	--------	--------	--------	--------	--------	--------	--------	--------

Daily Totals

Mon 27-Sep-21	3542	38	32.4	5.9	15	29	84	150	1016	1491	559	152	38	4	4
Tue 28-Sep-21	2190	39.5	33.7	6	5	12	24	90	515	852	513	132	39	5	1
Wed 29-Sep-21	2167	39.5	34	5.9	5	10	16	86	437	901	552	114	33	2	5
Thu 30-Sep-21	2176	39.5	33.9	5.6	0	10	18	66	487	927	491	135	32	8	2
Fri 01-Oct-21	1904	39.9	34	6.3	7	13	19	85	388	778	423	137	43	8	3
Sat 02-Oct-21	715	42.9	36.9	6	0	0	5	13	76	220	252	110	30	8	1
Sun 03-Oct-21	633	42.8	36.7	6.4	1	5	6	5	65	199	224	90	32	4	1

Total Vehicles

[--]	13327	40.3	34.5	6.0	33	79	172	495	2984	5368	3014	870	247	39	17
------	-------	------	------	-----	----	----	-----	-----	------	------	------	-----	-----	----	----

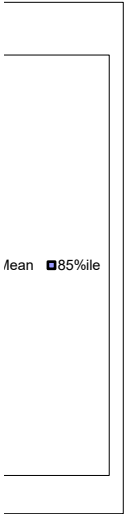


=>61

0
0
0
0
0
0
0
0
0
5
0
0
0
0
0
0
0
0
0
0
1
0
0
0
5
6
6
6

=>61

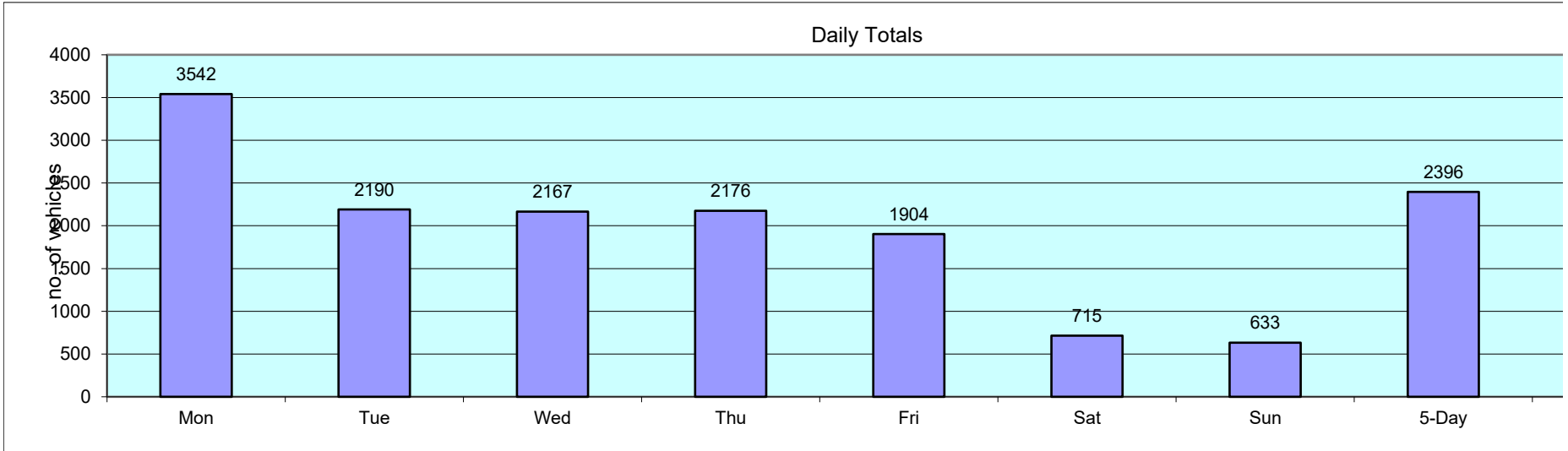
0
2
6
0
0
0
1
9



10722 IMMINGHAM Site No: 10722003 Location Site 3 - Queens Rd, Immingham att
Channel: Northwestbound

	Mon	Tue	Wed	Thu	Fri	Sat	Sun	5-Day
TIME PERIOD	27/09/2021	28/09/2021	29/09/2021	30/09/2021	01/10/2021	02/10/2021	03/10/2021	Av
Week Begin: 27-Sep-21								
00:00	27	7	10	15	20	3	4	16
01:00	19	5	6	7	3	3	10	8
02:00	23	3	3	4	5	12	5	8
03:00	41	7	1	5	8	5	4	12
04:00	66	25	13	7	14	4	2	25
05:00	184	47	43	25	17	20	9	63
06:00	359	85	81	97	64	37	29	137
07:00	327	102	131	151	110	26	20	164
08:00	367	128	137	135	123	33	19	178
09:00	245	169	117	134	153	55	17	164
10:00	229	172	126	164	144	63	53	167
11:00	195	138	168	144	155	74	61	160
12:00	198	169	142	170	189	63	50	174
13:00	178	145	160	145	137	62	68	153
14:00	178	153	172	146	140	51	53	158
15:00	137	160	176	199	156	45	50	166
16:00	300	274	287	271	190	34	43	264
17:00	255	193	210	198	145	29	48	200
18:00	105	90	92	75	47	35	49	82
19:00	59	47	41	34	29	16	16	42
20:00	18	28	25	21	17	23	4	22
21:00	13	24	9	12	12	9	6	14
22:00	12	11	11	9	19	11	11	12
23:00	7	8	6	8	7	2	2	7
12H,7-19	2714	1893	1918	1932	1689	570	531	2029
16H,6-22	3163	2077	2074	2096	1811	655	586	2244
18H,6-24	3182	2096	2091	2113	1837	668	599	2264
24H,0-24	3542	2190	2167	2176	1904	715	633	2396
Am	08:00	10:00	11:00	10:00	11:00	11:00	11:00	
Peak	367	172	168	164	155	74	61	
Pm	16:00	16:00	16:00	16:00	16:00	12:00	13:00	
Peak	300	274	287	271	190	63	68	

10722	IMMINGHAM	Site No: 10722003	Location	Site 3 - Queens Rd, Immingham att				
		Channel: Northwestbound						
TIME PERIOD	Mon	Tue	Wed	Thu	Fri	Sat	Sun	5-Day
	27/09/2021	28/09/2021	29/09/2021	30/09/2021	01/10/2021	02/10/2021	03/10/2021	Av



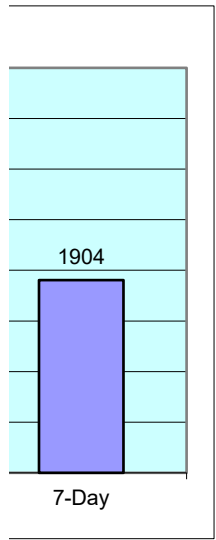
to l/c 10

**7-Day
Av**

12
8
8
10
19
49
107
124
135
127
136
134
140
128
128
132
200
154
70
35
19
12
12
6
1607
1780
1798
1904

to l/c 10

**7-Day
Av**



10722		IMMINGHAM		Site No: 10722003		Location		Site 3 - Queens Rd, Immingham att to l/c 10			
Mon 27-Sep-21 to Sun 03-Oct-21				Channel: Southeastbound							
TIME PERIOD	TOTAL VEHICLES	MOTOR-CYCLES	MOTOR-CYCLES%	CARS	CARS %	LGV	LGV %	HGV	HGV %	BUS	BUS %
Mon 27-Sep-21											
00:00	23	0	0.0	21	91.3	2	8.7	0	0.0	0	0.0
01:00	30	0	0.0	24	80.0	1	3.3	5	16.7	0	0.0
02:00	38	0	0.0	32	84.2	1	2.6	5	13.2	0	0.0
03:00	40	0	0.0	33	82.5	0	0.0	7	17.5	0	0.0
04:00	120	1	0.8	102	85.0	2	1.7	15	12.5	0	0.0
05:00	356	4	1.1	280	78.7	10	2.8	62	17.4	0	0.0
06:00	510	5	1.0	411	80.6	14	2.8	80	15.7	0	0.0
07:00	573	28	4.9	423	73.8	45	7.9	71	12.4	6	1.1
08:00	311	6	1.9	227	73.0	11	3.5	66	21.2	1	0.3
09:00	186	0	0.0	137	73.7	4	2.2	45	24.2	0	0.0
10:00	174	1	0.6	144	82.8	5	2.9	24	13.8	0	0.0
11:00	198	0	0.0	164	82.8	9	4.6	25	12.6	0	0.0
12:00	197	1	0.5	146	74.1	15	7.6	35	17.8	0	0.0
13:00	173	0	0.0	132	76.3	11	6.4	30	17.3	0	0.0
14:00	127	1	0.8	100	78.7	9	7.1	17	13.4	0	0.0
15:00	136	0	0.0	95	69.9	16	11.8	25	18.4	0	0.0
16:00	107	2	1.9	75	70.1	10	9.4	20	18.7	0	0.0
17:00	92	3	3.3	71	77.2	3	3.3	15	16.3	0	0.0
18:00	81	2	2.5	69	85.2	2	2.5	8	9.9	0	0.0
19:00	23	1	4.4	21	91.3	1	4.4	0	0.0	0	0.0
20:00	22	0	0.0	21	95.5	0	0.0	0	0.0	1	4.6
21:00	7	0	0.0	6	85.7	0	0.0	1	14.3	0	0.0
22:00	26	0	0.0	20	76.9	0	0.0	6	23.1	0	0.0
23:00	3	0	0.0	3	100.0	0	0.0	0	0.0	0	0.0
12H,7-19	2355	44	1.9	1783	75.7	140	5.9	381	16.2	7	0.3
16H,6-22	2917	50	1.7	2242	76.9	155	5.3	462	15.8	8	0.3
18H,6-24	2946	50	1.7	2265	76.9	155	5.3	468	15.9	8	0.3
24H,0-24	3553	55	1.6	2757	77.6	171	4.8	562	15.8	8	0.2

10722		IMMINGHAM		Site No: 10722003		Location		Site 3 - Queens Rd, Immingham att to l/c 10			
Mon 27-Sep-21 to Sun 03-Oct-21				Channel: Southeastbound							
TIME PERIOD	TOTAL VEHICLES	MOTOR-CYCLES	MOTOR-CYCLES%	CARS	CARS %	LGV	LGV %	HGV	HGV %	BUS	BUS %
Tue 28-Sep-21											
00:00	4	0	0.0	4	100.0	0	0.0	0	0.0	0	0.0
01:00	2	0	0.0	2	100.0	0	0.0	0	0.0	0	0.0
02:00	5	0	0.0	4	80.0	1	20.0	0	0.0	0	0.0
03:00	9	0	0.0	7	77.8	0	0.0	2	22.2	0	0.0
04:00	20	2	10.0	15	75.0	0	0.0	3	15.0	0	0.0
05:00	146	4	2.7	121	82.9	0	0.0	21	14.4	0	0.0
06:00	242	3	1.2	197	81.4	2	0.8	40	16.5	0	0.0
07:00	310	0	0.0	252	81.3	7	2.3	51	16.5	0	0.0
08:00	226	1	0.4	192	85.0	8	3.5	25	11.1	0	0.0
09:00	220	0	0.0	186	84.6	2	0.9	32	14.6	0	0.0
10:00	123	1	0.8	90	73.2	15	12.2	17	13.8	0	0.0
11:00	184	1	0.5	128	69.6	19	10.3	35	19.0	1	0.5
12:00	172	0	0.0	109	63.4	20	11.6	42	24.4	1	0.6
13:00	172	0	0.0	110	64.0	19	11.1	43	25.0	0	0.0
14:00	134	0	0.0	92	68.7	12	9.0	30	22.4	0	0.0
15:00	124	0	0.0	75	60.5	10	8.1	39	31.5	0	0.0
16:00	86	0	0.0	70	81.4	3	3.5	13	15.1	0	0.0
17:00	92	1	1.1	80	87.0	1	1.1	10	10.9	0	0.0
18:00	53	1	1.9	46	86.8	1	1.9	5	9.4	0	0.0
19:00	25	1	4.0	20	80.0	0	0.0	4	16.0	0	0.0
20:00	14	1	7.1	10	71.4	1	7.1	2	14.3	0	0.0
21:00	13	0	0.0	13	100.0	0	0.0	0	0.0	0	0.0
22:00	7	0	0.0	7	100.0	0	0.0	0	0.0	0	0.0
23:00	6	0	0.0	4	66.7	0	0.0	2	33.3	0	0.0
12H,7-19	1896	5	0.3	1430	75.4	117	6.2	342	18.0	2	0.1
16H,6-22	2190	10	0.5	1670	76.3	120	5.5	388	17.7	2	0.1
18H,6-24	2203	10	0.5	1681	76.3	120	5.5	390	17.7	2	0.1
24H,0-24	2389	16	0.7	1834	76.8	121	5.1	416	17.4	2	0.1

10722 IMMINGHAM Site No: 10722003 Location Site 3 - Queens Rd, Immingham att to l/c 10
 Mon 27-Sep-21 to Sun 03-Oct-21 Channel: Southeastbound

TIME PERIOD	TOTAL VEHICLES	MOTOR-CYCLES	MOTOR-CYCLES%	CARS	CARS %	LGV	LGV %	HGV	HGV %	BUS	BUS %
Wed 29-Sep-21											
00:00	5	0	0.0	1	20.0	0	0.0	4	80.0	0	0.0
01:00	1	0	0.0	1	100.0	0	0.0	0	0.0	0	0.0
02:00	2	0	0.0	2	100.0	0	0.0	0	0.0	0	0.0
03:00	1	0	0.0	1	100.0	0	0.0	0	0.0	0	0.0
04:00	12	1	8.3	11	91.7	0	0.0	0	0.0	0	0.0
05:00	136	1	0.7	120	88.2	1	0.7	14	10.3	0	0.0
06:00	214	2	0.9	163	76.2	3	1.4	46	21.5	0	0.0
07:00	286	2	0.7	227	79.4	6	2.1	51	17.8	0	0.0
08:00	190	2	1.1	158	83.2	3	1.6	27	14.2	0	0.0
09:00	184	0	0.0	130	70.7	13	7.1	41	22.3	0	0.0
10:00	138	0	0.0	95	68.8	21	15.2	22	15.9	0	0.0
11:00	134	0	0.0	101	75.4	12	9.0	21	15.7	0	0.0
12:00	141	0	0.0	95	67.4	14	9.9	31	22.0	1	0.7
13:00	145	0	0.0	92	63.5	17	11.7	36	24.8	0	0.0
14:00	148	1	0.7	95	64.2	11	7.4	41	27.7	0	0.0
15:00	160	0	0.0	137	85.6	5	3.1	18	11.3	0	0.0
16:00	98	1	1.0	81	82.7	2	2.0	14	14.3	0	0.0
17:00	93	2	2.2	76	81.7	2	2.2	13	14.0	0	0.0
18:00	56	0	0.0	54	96.4	0	0.0	2	3.6	0	0.0
19:00	33	1	3.0	28	84.9	0	0.0	4	12.1	0	0.0
20:00	14	1	7.1	9	64.3	0	0.0	4	28.6	0	0.0
21:00	22	0	0.0	17	77.3	0	0.0	5	22.7	0	0.0
22:00	7	0	0.0	2	28.6	0	0.0	5	71.4	0	0.0
23:00	5	0	0.0	3	60.0	0	0.0	2	40.0	0	0.0
12H,7-19	1773	8	0.5	1341	75.6	106	6.0	317	17.9	1	0.1
16H,6-22	2056	12	0.6	1558	75.8	109	5.3	376	18.3	1	0.1
18H,6-24	2068	12	0.6	1563	75.6	109	5.3	383	18.5	1	0.1
24H,0-24	2225	14	0.6	1699	76.4	110	4.9	401	18.0	1	0.0

10722 IMMINGHAM Site No: 10722003 Location Site 3 - Queens Rd, Immingham att to l/c 10
 Mon 27-Sep-21 to Sun 03-Oct-21 Channel: Southeastbound

TIME PERIOD	TOTAL VEHICLES	MOTOR-CYCLES	MOTOR-CYCLES%	CARS	CARS %	LGV	LGV %	HGV	HGV %	BUS	BUS %
Thu 30-Sep-21											
00:00	1	0	0.0	1	100.0	0	0.0	0	0.0	0	0.0
01:00	2	0	0.0	2	100.0	0	0.0	0	0.0	0	0.0
02:00	3	0	0.0	3	100.0	0	0.0	0	0.0	0	0.0
03:00	3	0	0.0	3	100.0	0	0.0	0	0.0	0	0.0
04:00	8	1	12.5	7	87.5	0	0.0	0	0.0	0	0.0
05:00	132	3	2.3	107	81.1	0	0.0	22	16.7	0	0.0
06:00	211	1	0.5	162	76.8	2	1.0	46	21.8	0	0.0
07:00	269	1	0.4	221	82.2	5	1.9	42	15.6	0	0.0
08:00	241	1	0.4	201	83.4	3	1.2	35	14.5	1	0.4
09:00	195	0	0.0	152	78.0	3	1.5	40	20.5	0	0.0
10:00	179	0	0.0	149	83.2	3	1.7	27	15.1	0	0.0
11:00	198	0	0.0	177	89.4	1	0.5	20	10.1	0	0.0
12:00	128	0	0.0	114	89.1	3	2.3	11	8.6	0	0.0
13:00	150	0	0.0	123	82.0	8	5.3	19	12.7	0	0.0
14:00	150	0	0.0	123	82.0	8	5.3	19	12.7	0	0.0
15:00	115	0	0.0	95	82.6	5	4.4	15	13.0	0	0.0
16:00	98	0	0.0	80	81.6	3	3.1	15	15.3	0	0.0
17:00	99	3	3.0	86	86.9	3	3.0	7	7.1	0	0.0
18:00	45	1	2.2	40	88.9	0	0.0	4	8.9	0	0.0
19:00	30	1	3.3	24	80.0	0	0.0	5	16.7	0	0.0
20:00	20	0	0.0	13	65.0	1	5.0	6	30.0	0	0.0
21:00	9	0	0.0	7	77.8	0	0.0	2	22.2	0	0.0
22:00	3	0	0.0	3	100.0	0	0.0	0	0.0	0	0.0
23:00	6	0	0.0	6	100.0	0	0.0	0	0.0	0	0.0
12H,7-19	1867	6	0.3	1561	83.6	45	2.4	254	13.6	1	0.1
16H,6-22	2137	8	0.4	1767	82.7	48	2.3	313	14.7	1	0.1
18H,6-24	2146	8	0.4	1776	82.8	48	2.2	313	14.6	1	0.1
24H,0-24	2295	12	0.5	1899	82.8	48	2.1	335	14.6	1	0.0

10722		IMMINGHAM		Site No: 10722003		Location		Site 3 - Queens Rd, Immingham att to l/c 10			
Mon 27-Sep-21 to Sun 03-Oct-21				Channel: Southeastbound							
TIME PERIOD	TOTAL VEHICLES	MOTOR-CYCLES	MOTOR-CYCLES%	CARS	CARS %	LGV	LGV %	HGV	HGV %	BUS	BUS %
Fri 01-Oct-21											
00:00	7	0	0.0	4	57.1	1	14.3	2	28.6	0	0.0
01:00	2	0	0.0	2	100.0	0	0.0	0	0.0	0	0.0
02:00	1	0	0.0	1	100.0	0	0.0	0	0.0	0	0.0
03:00	6	0	0.0	4	66.7	0	0.0	2	33.3	0	0.0
04:00	15	0	0.0	13	86.7	0	0.0	2	13.3	0	0.0
05:00	109	1	0.9	98	89.9	1	0.9	9	8.3	0	0.0
06:00	183	1	0.6	154	84.2	7	3.8	21	11.5	0	0.0
07:00	264	1	0.4	216	81.8	7	2.7	40	15.2	0	0.0
08:00	208	1	0.5	172	82.7	5	2.4	30	14.4	0	0.0
09:00	173	0	0.0	146	84.4	7	4.1	20	11.6	0	0.0
10:00	186	1	0.5	149	80.1	12	6.5	24	12.9	0	0.0
11:00	132	0	0.0	96	72.7	11	8.3	25	18.9	0	0.0
12:00	140	2	1.4	118	84.3	7	5.0	13	9.3	0	0.0
13:00	181	1	0.6	157	86.7	11	6.1	11	6.1	1	0.6
14:00	125	1	0.8	97	77.6	13	10.4	14	11.2	0	0.0
15:00	107	0	0.0	92	86.0	3	2.8	12	11.2	0	0.0
16:00	81	2	2.5	61	75.3	2	2.5	16	19.8	0	0.0
17:00	74	5	6.8	55	74.3	2	2.7	12	16.2	0	0.0
18:00	29	0	0.0	25	86.2	0	0.0	4	13.8	0	0.0
19:00	11	0	0.0	7	63.6	0	0.0	4	36.4	0	0.0
20:00	16	2	12.5	12	75.0	0	0.0	2	12.5	0	0.0
21:00	19	0	0.0	17	89.5	0	0.0	2	10.5	0	0.0
22:00	13	0	0.0	11	84.6	0	0.0	2	15.4	0	0.0
23:00	2	0	0.0	2	100.0	0	0.0	0	0.0	0	0.0
12H,7-19	1700	14	0.8	1384	81.4	80	4.7	221	13.0	1	0.1
16H,6-22	1929	17	0.9	1574	81.6	87	4.5	250	13.0	1	0.1
18H,6-24	1944	17	0.9	1587	81.6	87	4.5	252	13.0	1	0.1
24H,0-24	2084	18	0.9	1709	82.0	89	4.3	267	12.8	1	0.1

10722 IMMINGHAM Site No: 10722003 Location Site 3 - Queens Rd, Immingham att to l/c 10
 Mon 27-Sep-21 to Sun 03-Oct-21 Channel: Southeastbound

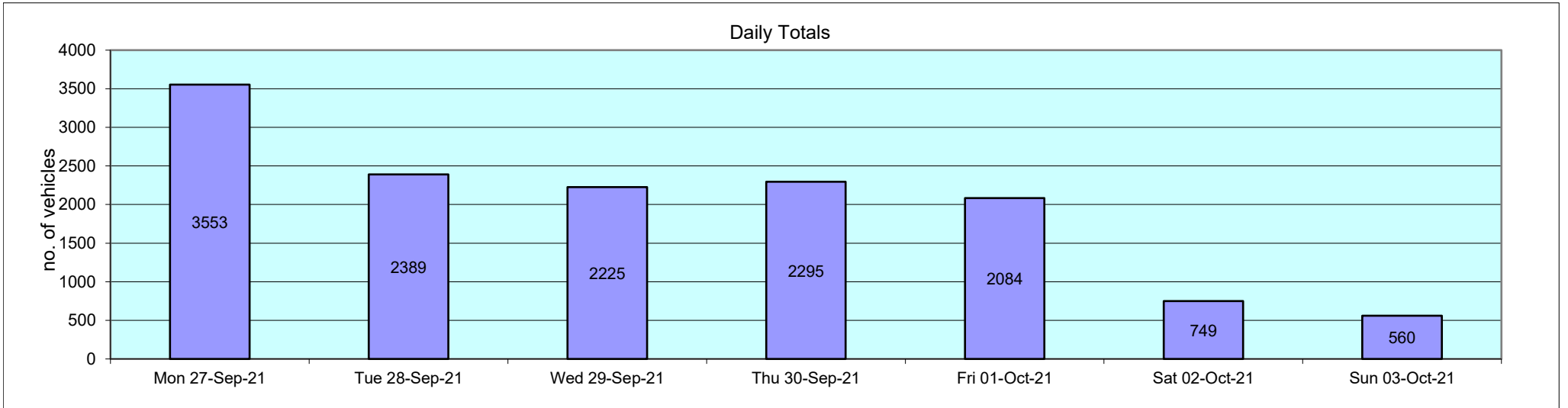
TIME PERIOD	TOTAL VEHICLES	MOTOR-CYCLES	MOTOR-CYCLES%	CARS	CARS %	LGV	LGV %	HGV	HGV %	BUS	BUS %
Sat 02-Oct-21											
00:00	3	0	0.0	2	66.7	1	33.3	0	0.0	0	0.0
01:00	1	0	0.0	1	100.0	0	0.0	0	0.0	0	0.0
02:00	6	0	0.0	6	100.0	0	0.0	0	0.0	0	0.0
03:00	1	0	0.0	1	100.0	0	0.0	0	0.0	0	0.0
04:00	10	0	0.0	10	100.0	0	0.0	0	0.0	0	0.0
05:00	58	0	0.0	48	82.8	1	1.7	9	15.5	0	0.0
06:00	54	0	0.0	33	61.1	3	5.6	18	33.3	0	0.0
07:00	27	0	0.0	21	77.8	2	7.4	4	14.8	0	0.0
08:00	55	0	0.0	44	80.0	4	7.3	7	12.7	0	0.0
09:00	47	0	0.0	36	76.6	0	0.0	11	23.4	0	0.0
10:00	89	0	0.0	71	79.8	2	2.3	16	18.0	0	0.0
11:00	74	1	1.4	67	90.5	1	1.4	5	6.8	0	0.0
12:00	51	0	0.0	46	90.2	1	2.0	4	7.8	0	0.0
13:00	42	0	0.0	31	73.8	2	4.8	9	21.4	0	0.0
14:00	40	1	2.5	30	75.0	0	0.0	9	22.5	0	0.0
15:00	33	0	0.0	30	90.9	1	3.0	2	6.1	0	0.0
16:00	31	1	3.2	23	74.2	1	3.2	6	19.4	0	0.0
17:00	34	1	2.9	32	94.1	1	2.9	0	0.0	0	0.0
18:00	36	0	0.0	34	94.4	0	0.0	2	5.6	0	0.0
19:00	16	0	0.0	16	100.0	0	0.0	0	0.0	0	0.0
20:00	22	0	0.0	16	72.7	2	9.1	4	18.2	0	0.0
21:00	12	0	0.0	9	75.0	1	8.3	2	16.7	0	0.0
22:00	7	0	0.0	7	100.0	0	0.0	0	0.0	0	0.0
23:00	0	0	-	0	-	0	-	0	-	0	-
12H,7-19	559	4	0.7	465	83.2	15	2.7	75	13.4	0	0.0
16H,6-22	663	4	0.6	539	81.3	21	3.2	99	14.9	0	0.0
18H,6-24	670	4	0.6	546	81.5	21	3.1	99	14.8	0	0.0
24H,0-24	749	4	0.5	614	82.0	23	3.1	108	14.4	0	0.0

10722 IMMINGHAM Site No: 10722003 Location Site 3 - Queens Rd, Immingham att to l/c 10
 Mon 27-Sep-21 to Sun 03-Oct-21 Channel: Southeastbound

TIME PERIOD	TOTAL VEHICLES	MOTOR-CYCLES	MOTOR-CYCLES%	CARS	CARS %	LGV	LGV %	HGV	HGV %	BUS	BUS %
Sun 03-Oct-21											
00:00	4	0	0.0	4	100.0	0	0.0	0	0.0	0	0.0
01:00	2	0	0.0	2	100.0	0	0.0	0	0.0	0	0.0
02:00	5	0	0.0	5	100.0	0	0.0	0	0.0	0	0.0
03:00	1	0	0.0	1	100.0	0	0.0	0	0.0	0	0.0
04:00	8	0	0.0	7	87.5	1	12.5	0	0.0	0	0.0
05:00	29	1	3.5	21	72.4	3	10.3	4	13.8	0	0.0
06:00	29	0	0.0	25	86.2	4	13.8	0	0.0	0	0.0
07:00	21	0	0.0	20	95.2	1	4.8	0	0.0	0	0.0
08:00	35	0	0.0	31	88.6	2	5.7	2	5.7	0	0.0
09:00	26	0	0.0	21	80.8	1	3.9	4	15.4	0	0.0
10:00	64	0	0.0	55	85.9	0	0.0	9	14.1	0	0.0
11:00	54	0	0.0	44	81.5	3	5.6	7	13.0	0	0.0
12:00	53	2	3.8	47	88.7	4	7.6	0	0.0	0	0.0
13:00	45	1	2.2	37	82.2	3	6.7	4	8.9	0	0.0
14:00	39	1	2.6	30	76.9	0	0.0	8	20.5	0	0.0
15:00	26	1	3.9	21	80.8	2	7.7	2	7.7	0	0.0
16:00	36	0	0.0	32	88.9	2	5.6	2	5.6	0	0.0
17:00	32	2	6.3	25	78.1	0	0.0	5	15.6	0	0.0
18:00	24	0	0.0	24	100.0	0	0.0	0	0.0	0	0.0
19:00	6	0	0.0	6	100.0	0	0.0	0	0.0	0	0.0
20:00	8	0	0.0	8	100.0	0	0.0	0	0.0	0	0.0
21:00	7	0	0.0	7	100.0	0	0.0	0	0.0	0	0.0
22:00	4	0	0.0	4	100.0	0	0.0	0	0.0	0	0.0
23:00	2	0	0.0	2	100.0	0	0.0	0	0.0	0	0.0
12H,7-19	455	7	1.5	387	85.1	18	4.0	43	9.5	0	0.0
16H,6-22	505	7	1.4	433	85.7	22	4.4	43	8.5	0	0.0
18H,6-24	511	7	1.4	439	85.9	22	4.3	43	8.4	0	0.0
24H,0-24	560	8	1.4	479	85.5	26	4.6	47	8.4	0	0.0

10722 IMMINGHAM Site No: 10722003 Location Site 3 - Queens Rd, Immingham att to l/c 10
 Mon 27-Sep-21 to Sun 03-Oct-21 Channel: Southeastbound

TIME PERIOD	TOTAL VEHICLES	MOTOR-CYCLES	MOTOR-CYCLES%	CARS	CARS %	LGV	LGV %	HGV	HGV %	BUS	BUS %
Daily Totals											
Mon 27-Sep-21	3553	55	1.6	2757	77.6	171	4.8	562	15.8	8	0.2
Tue 28-Sep-21	2389	16	0.7	1834	76.8	121	5.1	416	17.4	2	0.1
Wed 29-Sep-21	2225	14	0.6	1699	76.4	110	4.9	401	18.0	1	0.0
Thu 30-Sep-21	2295	12	0.5	1899	82.8	48	2.1	335	14.6	1	0.0
Fri 01-Oct-21	2084	18	0.9	1709	82.0	89	4.3	267	12.8	1	0.1
Sat 02-Oct-21	749	4	0.5	614	82.0	23	3.1	108	14.4	0	0.0
Sun 03-Oct-21	560	8	1.4	479	85.5	26	4.6	47	8.4	0	0.0
Total Vehicles											
[--]	13855	127	0.9	10991	80.4	588	4.1	2136	14.5	13	0.1



10722 IMMINGHAM Site No: 10722003 Location Site 3 - Queens Rd, Immingham att to l/c 10
 Mon 27-Sep-21 to Sun 03-Oct-21 Channel: Southeastbound

Time Period	Total Vehicles	85%ile Speed	Mean Speed	Stand Dev.	<11Mph	11-<16	16-<21	21-<26	26-<31	31-<36	36-<41	41-<46	46-<51	51-<56	56-<61
Mon 27-Sep-21															
00:00	23	35.8	33.9	2.5	0	0	0	0	1	19	3	0	0	0	0
01:00	30	37.7	34.2	3.9	0	0	0	1	2	20	6	1	0	0	0
02:00	38	35.8	33	3.5	0	0	0	1	7	25	5	0	0	0	0
03:00	40	38.3	34.8	3.3	0	0	0	0	2	27	10	1	0	0	0
04:00	120	35.5	32.1	5	0	0	0	1	56	49	8	1	5	0	0
05:00	356	35.4	31.4	4.1	0	0	2	16	147	155	33	3	0	0	0
06:00	510	34.4	29	6.6	34	2	1	30	244	179	19	1	0	0	0
07:00	573	14.4	10.9	3.9	395	134	23	20	0	0	1	0	0	0	0
08:00	311	34.5	24.3	10.8	86	13	2	11	90	88	19	2	0	0	0
09:00	186	35.3	32.3	3.4	0	0	0	6	43	127	9	1	0	0	0
10:00	174	34.4	30.3	4	0	0	0	8	114	37	13	2	0	0	0
11:00	198	34.2	30.3	3.4	0	0	0	5	123	63	6	1	0	0	0
12:00	197	34.9	31.1	4	0	0	1	6	96	81	10	2	1	0	0
13:00	173	35.6	31.8	4.2	0	0	2	0	77	74	17	2	1	0	0
14:00	127	38.3	33.5	4.6	0	0	0	7	24	63	29	4	0	0	0
15:00	136	35.4	31.4	4.8	0	1	2	11	40	70	10	2	0	0	0
16:00	107	39.1	33.9	4.9	0	0	0	2	29	42	28	5	1	0	0
17:00	92	40	34	6.5	0	1	0	9	16	31	26	6	3	0	0
18:00	81	39	33.9	5.1	0	0	1	2	16	38	19	4	1	0	0
19:00	23	34.9	28.9	6.5	0	0	1	10	1	9	1	1	0	0	0
20:00	22	40.2	37.8	3.1	0	0	0	0	1	2	18	1	0	0	0
21:00	7	-	35.6	6.5	0	0	0	0	2	2	1	2	0	0	0
22:00	26	38.2	31.8	6.3	0	0	0	7	3	9	6	1	0	0	0
23:00	3	-	31.8	5.9	0	0	0	0	2	0	1	0	0	0	0
12H,7-19	2355	35.1	25.8	10.4	481	149	31	87	668	714	187	31	7	0	0
16H,6-22	2917	35.1	26.5	9.9	515	151	33	127	916	906	226	36	7	0	0
18H,6-24	2946	35.1	26.5	9.9	515	151	33	134	921	915	233	37	7	0	0
24H,0-24	3553	35.3	27.5	9.4	515	151	35	153	1136	1210	298	43	12	0	0

10722 IMMINGHAM Site No: 10722003 Location Site 3 - Queens Rd, Immingham att to l/c 10
 Mon 27-Sep-21 to Sun 03-Oct-21 Channel: Southeastbound

Time Period	Total Vehicles	85%ile Speed	Mean Speed	Stand Dev.	<11Mph	11-<16	16-<21	21-<26	26-<31	31-<36	36-<41	41-<46	46-<51	51-<56	56-<61
Tue 28-Sep-21															
00:00	4	-	29.8	2.8	0	0	0	0	3	1	0	0	0	0	0
01:00	2	-	51	17.7	0	0	0	0	0	0	1	0	0	0	0
02:00	5	-	36.5	5.8	0	0	0	0	1	1	2	1	0	0	0
03:00	9	-	36.8	3.8	0	0	0	0	1	1	7	0	0	0	0
04:00	20	38.1	31.8	7.2	1	0	0	1	6	6	6	0	0	0	0
05:00	146	40.3	35.6	5.4	0	2	0	2	17	51	60	12	2	0	0
06:00	242	38.2	33.5	4.9	1	1	2	6	40	134	48	10	0	0	0
07:00	310	38.6	34.2	4.1	0	0	0	2	52	164	85	5	1	1	0
08:00	226	37.5	31.4	5.6	0	2	2	32	66	76	45	3	0	0	0
09:00	220	34.5	30	4.2	0	1	1	28	99	82	9	0	0	0	0
10:00	123	35.6	31.6	4.4	0	0	3	5	42	59	14	0	0	0	0
11:00	184	35.4	31.6	4.5	0	0	1	10	72	82	14	4	1	0	0
12:00	172	35.1	31	4.1	0	0	1	9	79	70	11	2	0	0	0
13:00	172	35.6	31.4	4.4	0	0	2	11	66	72	21	0	0	0	0
14:00	134	35	31.6	3.4	0	0	0	2	55	70	7	0	0	0	0
15:00	124	37.2	32.6	4.5	0	0	0	3	44	53	21	2	1	0	0
16:00	86	37.6	33.4	4.7	1	0	1	0	14	51	18	1	0	0	0
17:00	92	39.6	34.3	4.9	0	0	0	0	21	46	15	9	1	0	0
18:00	53	39.9	35.9	4.4	0	0	0	1	2	26	20	3	1	0	0
19:00	25	35.5	33.5	2.5	0	0	0	0	2	21	2	0	0	0	0
20:00	14	39.9	36	4.5	0	0	0	0	2	4	7	1	0	0	0
21:00	13	36.9	32	6.1	0	0	1	1	2	6	3	0	0	0	0
22:00	7	-	33.5	4.3	0	0	0	0	2	3	2	0	0	0	0
23:00	6	-	37.7	4	0	0	0	0	0	2	3	1	0	0	0
12H,7-19	1896	36.5	32.2	4.7	1	3	11	103	612	851	280	29	5	1	0
16H,6-22	2190	36.8	32.3	4.7	2	4	14	110	658	1016	340	40	5	1	0
18H,6-24	2203	36.9	32.4	4.7	2	4	14	110	660	1021	345	41	5	1	0
24H,0-24	2389	37.5	32.6	4.9	3	6	14	113	688	1081	421	54	7	1	0

10722 IMMINGHAM Site No: 10722003 Location Site 3 - Queens Rd, Immingham att to I/c 10
 Mon 27-Sep-21 to Sun 03-Oct-21 Channel: Southeastbound

Time Period	Total Vehicles	85%ile Speed	Mean Speed	Stand Dev.	<11Mph	11-<16	16-<21	21-<26	26-<31	31-<36	36-<41	41-<46	46-<51	51-<56	56-<61
Wed 29-Sep-21															
00:00	5	-	29.5	5.7	0	0	0	2	0	3	0	0	0	0	0
01:00	1	-	33.5	-	0	0	0	0	0	1	0	0	0	0	0
02:00	2	-	33.5	1.8	0	0	0	0	0	2	0	0	0	0	0
03:00	1	-	33.5	-	0	0	0	0	0	1	0	0	0	0	0
04:00	12	37.2	31.4	8.1	1	0	0	0	3	5	3	0	0	0	0
05:00	136	39.6	35	4.3	0	0	0	1	16	71	38	9	1	0	0
06:00	214	39.5	34.9	4.3	0	0	0	0	29	111	60	11	3	0	0
07:00	286	38.2	34.1	4	0	1	0	3	34	179	59	9	1	0	0
08:00	190	36.8	33.3	4.2	1	0	0	7	23	125	32	2	0	0	0
09:00	184	35.4	32.1	4.3	0	0	2	8	50	109	11	3	1	0	0
10:00	138	35.9	32	4.8	0	1	0	12	36	69	19	0	1	0	0
11:00	134	35.8	31.6	4.6	0	0	2	8	47	59	17	1	0	0	0
12:00	141	35.9	31.6	5	0	0	1	15	45	59	17	4	0	0	0
13:00	145	35.9	32.8	4	0	0	0	4	37	83	18	3	0	0	0
14:00	148	35.8	31.3	4.5	0	0	0	15	55	58	20	0	0	0	0
15:00	160	35.9	32	5.2	0	2	8	4	32	92	21	1	0	0	0
16:00	98	38.4	33.5	4.5	0	1	0	1	23	44	29	0	0	0	0
17:00	93	38.2	34.3	3.5	0	0	0	1	9	58	24	1	0	0	0
18:00	56	43.1	37.1	6.2	0	0	0	3	4	16	19	12	1	1	0
19:00	33	34.8	31.1	4	0	0	1	1	12	18	1	0	0	0	0
20:00	14	42	36.7	5.9	0	0	0	0	2	5	4	2	1	0	0
21:00	22	39.7	35.5	4.2	0	0	0	0	2	11	7	2	0	0	0
22:00	7	-	35.6	3.1	0	0	0	0	0	4	3	0	0	0	0
23:00	5	-	35.5	4.6	0	0	0	0	1	1	3	0	0	0	0
12H,7-19	1773	37.1	32.8	4.7	1	5	13	81	395	951	286	36	4	1	0
16H,6-22	2056	37.5	33.1	4.7	1	5	14	82	440	1096	358	51	8	1	0
18H,6-24	2068	37.6	33.1	4.7	1	5	14	82	441	1101	364	51	8	1	0
24H,0-24	2225	37.7	33.2	4.7	2	5	14	85	460	1184	405	60	9	1	0

10722 IMMINGHAM Site No: 10722003 Location Site 3 - Queens Rd, Immingham att to l/c 10
 Mon 27-Sep-21 to Sun 03-Oct-21 Channel: Southeastbound

Time Period	Total Vehicles	85%ile Speed	Mean Speed	Stand Dev.	<11Mph	11-<16	16-<21	21-<26	26-<31	31-<36	36-<41	41-<46	46-<51	51-<56	56-<61
Thu 30-Sep-21															
00:00	1	-	28.5	-	0	0	0	0	1	0	0	0	0	0	0
01:00	2	-	36	3.5	0	0	0	0	0	1	1	0	0	0	0
02:00	3	-	31.8	3.1	0	0	0	0	1	2	0	0	0	0	0
03:00	3	-	35.2	3.1	0	0	0	0	0	2	1	0	0	0	0
04:00	8	-	34.1	9.9	0	1	0	0	0	4	2	0	1	0	0
05:00	132	40	35.4	5.5	1	1	0	0	16	52	52	8	1	1	0
06:00	211	40.1	36	4.4	0	0	0	0	17	96	81	10	7	0	0
07:00	269	39.7	34.9	4.5	0	0	0	2	38	132	76	19	2	0	0
08:00	241	38	33.9	3.6	0	0	0	2	36	144	57	2	0	0	0
09:00	195	35.8	32.9	3.5	0	0	0	3	43	125	23	1	0	0	0
10:00	179	34.9	31	4.5	0	0	10	4	60	99	5	1	0	0	0
11:00	198	35	31.4	3.9	0	0	2	14	57	119	6	0	0	0	0
12:00	128	35.7	32	5.4	2	0	2	5	32	72	10	5	0	0	0
13:00	150	35.1	31.6	4.1	0	0	3	6	44	90	6	0	1	0	0
14:00	150	35.6	32.3	4.5	1	0	1	4	40	89	10	5	0	0	0
15:00	115	38.1	33.2	5	0	0	2	1	32	53	22	3	2	0	0
16:00	98	38.7	33.8	4.6	0	0	1	3	19	42	33	0	0	0	0
17:00	99	37.6	33.9	3.6	0	0	0	2	11	64	21	1	0	0	0
18:00	45	40.5	36.8	4.2	0	0	0	0	2	17	21	4	1	0	0
19:00	30	36.8	31.8	5.3	0	1	0	0	12	11	6	0	0	0	0
20:00	20	39.4	34	6	0	0	1	0	6	2	11	0	0	0	0
21:00	9	-	37.4	2.7	0	0	0	0	0	2	7	0	0	0	0
22:00	3	-	26.8	7.6	0	0	1	0	1	1	0	0	0	0	0
23:00	6	-	33.5	4.7	0	0	0	0	2	2	2	0	0	0	0
12H,7-19	1867	37	33	4.5	3	0	21	46	414	1046	290	41	6	0	0
16H,6-22	2137	37.7	33.3	4.6	3	1	22	46	449	1157	395	51	13	0	0
18H,6-24	2146	37.7	33.3	4.6	3	1	23	46	452	1160	397	51	13	0	0
24H,0-24	2295	38	33.4	4.7	4	3	23	46	470	1221	453	59	15	1	0

10722 IMMINGHAM Site No: 10722003 Location Site 3 - Queens Rd, Immingham att to l/c 10
 Mon 27-Sep-21 to Sun 03-Oct-21 Channel: Southeastbound

Time Period	Total Vehicles	85%ile Speed	Mean Speed	Stand Dev.	<11Mph	11-<16	16-<21	21-<26	26-<31	31-<36	36-<41	41-<46	46-<51	51-<56	56-<61
Fri 01-Oct-21															
00:00	7	-	36.4	7.7	0	0	0	0	0	6	0	0	0	1	0
01:00	2	-	43.5	1.8	0	0	0	0	0	0	0	2	0	0	0
02:00	1	-	38.5	-	0	0	0	0	0	0	1	0	0	0	0
03:00	6	-	36.8	3	0	0	0	0	0	2	4	0	0	0	0
04:00	15	34.9	32.2	3.3	0	0	0	1	2	12	0	0	0	0	0
05:00	109	40.2	35.8	4.1	0	0	0	0	5	62	30	11	1	0	0
06:00	183	39.1	34	5.2	0	0	0	4	45	80	42	8	2	2	0
07:00	264	39	34	4.5	0	0	0	9	54	106	91	4	0	0	0
08:00	208	38.1	33.7	4.1	0	0	1	2	42	109	53	0	1	0	0
09:00	173	35	31	4.5	0	0	2	25	40	99	5	2	0	0	0
10:00	186	35.3	31.2	4.5	1	0	1	13	70	84	16	1	0	0	0
11:00	132	37.1	32.9	4.3	0	0	0	7	29	70	25	1	0	0	0
12:00	140	35.4	32.8	3.1	0	0	0	2	25	105	7	1	0	0	0
13:00	181	35.5	32.1	4	0	0	1	2	67	92	16	2	1	0	0
14:00	125	36.6	32.7	5.1	0	1	2	2	35	64	15	5	1	0	0
15:00	107	38.3	33.6	4.8	0	0	1	4	18	60	16	8	0	0	0
16:00	81	35.6	33.1	4	0	1	0	1	10	61	6	2	0	0	0
17:00	74	40	35.7	4.2	0	0	0	2	2	37	27	6	0	0	0
18:00	29	44.7	38.3	6.8	0	0	0	0	2	12	5	7	1	2	0
19:00	11	39.1	34.9	6.5	0	0	0	1	1	5	3	0	1	0	0
20:00	16	34.9	31.6	5.3	0	1	0	0	2	13	0	0	0	0	0
21:00	19	37.7	33.8	3.8	0	0	0	0	4	10	5	0	0	0	0
22:00	13	37.9	33.1	5	0	0	0	1	3	5	4	0	0	0	0
23:00	2	-	46	10.6	0	0	0	0	0	0	1	0	0	1	0
12H,7-19	1700	37.3	32.9	4.6	1	2	8	69	394	899	282	39	4	2	0
16H,6-22	1929	37.5	33.1	4.7	1	3	8	74	446	1007	332	47	7	4	0
18H,6-24	1944	37.5	33.1	4.7	1	3	8	75	449	1012	337	47	7	5	0
24H,0-24	2084	37.8	33.2	4.7	1	3	8	76	456	1094	372	60	8	6	0

10722 IMMINGHAM Site No: 10722003 Location Site 3 - Queens Rd, Immingham att to l/c 10
 Mon 27-Sep-21 to Sun 03-Oct-21 Channel: Southeastbound

Time Period	Total Vehicles	85%ile Speed	Mean Speed	Stand Dev.	<11Mph	11-<16	16-<21	21-<26	26-<31	31-<36	36-<41	41-<46	46-<51	51-<56	56-<61
Sat 02-Oct-21															
00:00	3	-	31.8	3.1	0	0	0	0	1	2	0	0	0	0	0
01:00	1	-	38.5	-	0	0	0	0	0	0	1	0	0	0	0
02:00	6	-	38.5	3.4	0	0	0	0	0	1	4	1	0	0	0
03:00	1	-	28.5	-	0	0	0	0	1	0	0	0	0	0	0
04:00	10	40.2	36.5	5.5	0	0	0	1	0	2	6	1	0	0	0
05:00	58	40.8	36	6.4	0	0	1	1	5	27	15	5	2	2	0
06:00	54	41.9	36.5	5.6	0	0	0	1	7	17	19	8	2	0	0
07:00	27	41.8	38.7	4.5	0	0	0	0	1	4	17	3	2	0	0
08:00	55	39.2	34.9	4.2	0	0	0	2	5	24	24	0	0	0	0
09:00	47	36.4	34.4	3.2	0	0	0	0	2	37	6	2	0	0	0
10:00	89	38.5	32.7	5.2	0	0	1	5	30	27	24	2	0	0	0
11:00	74	36.9	32.4	4.3	0	0	0	2	27	31	13	1	0	0	0
12:00	51	38.1	34.7	2.9	0	0	0	0	2	35	14	0	0	0	0
13:00	42	37.6	33.1	5	0	0	0	4	6	23	7	2	0	0	0
14:00	40	42.3	37.1	5.3	0	0	0	0	1	20	11	6	1	1	0
15:00	33	39	35.2	3.5	0	0	0	0	2	19	11	1	0	0	0
16:00	31	36.7	33.2	3.7	0	0	0	0	8	17	6	0	0	0	0
17:00	34	40.6	37	4.1	0	0	0	0	2	10	18	4	0	0	0
18:00	36	40.4	35.7	6.8	0	1	1	0	3	11	16	2	2	0	0
19:00	16	35.7	33.8	2.6	0	0	0	0	1	13	2	0	0	0	0
20:00	22	40.6	36.7	5.6	0	0	0	0	3	7	9	1	2	0	0
21:00	12	40	38.5	1.5	0	0	0	0	0	0	12	0	0	0	0
22:00	7	-	30.6	7.7	0	1	0	0	0	6	0	0	0	0	0
23:00	0	-	-	-	0	0	0	0	0	0	0	0	0	0	0
12H,7-19	559	39.3	34.5	4.8	0	1	2	13	89	258	167	23	5	1	0
16H,6-22	663	39.6	34.8	4.9	0	1	2	14	100	295	209	32	9	1	0
18H,6-24	670	39.6	34.7	5	0	2	2	14	100	301	209	32	9	1	0
24H,0-24	749	39.7	34.8	5.1	0	2	3	16	107	333	235	39	11	3	0

10722 IMMINGHAM Site No: 10722003 Location Site 3 - Queens Rd, Immingham att to l/c 10
 Mon 27-Sep-21 to Sun 03-Oct-21 Channel: Southeastbound

Time Period	Total Vehicles	85%ile Speed	Mean Speed	Stand Dev.	<11Mph	11-<16	16-<21	21-<26	26-<31	31-<36	36-<41	41-<46	46-<51	51-<56	56-<61
Sun 03-Oct-21															
00:00	4	-	23.5	1.6	0	0	0	4	0	0	0	0	0	0	0
01:00	2	-	36	3.5	0	0	0	0	0	1	1	0	0	0	0
02:00	5	-	27.5	6.6	0	0	1	1	1	2	0	0	0	0	0
03:00	1	-	23.5	-	0	0	0	1	0	0	0	0	0	0	0
04:00	8	-	34.1	3.5	0	0	0	0	1	5	2	0	0	0	0
05:00	29	42.4	35.6	7.3	0	1	0	1	2	13	6	4	2	0	0
06:00	29	42.2	37.3	5	0	0	0	0	2	10	11	5	1	0	0
07:00	21	40.8	37.5	4.6	0	0	0	1	0	4	13	3	0	0	0
08:00	35	36.9	32.6	4.4	0	0	0	2	9	17	7	0	0	0	0
09:00	26	35.4	32.9	3	0	0	0	0	5	19	2	0	0	0	0
10:00	64	36.8	33.3	3.6	0	0	0	1	12	39	12	0	0	0	0
11:00	54	35.8	32.5	5.1	0	1	0	4	8	34	5	2	0	0	0
12:00	53	35.7	32.3	3.8	0	0	0	1	18	27	7	0	0	0	0
13:00	45	39.2	34.2	4.8	0	0	0	2	9	16	17	1	0	0	0
14:00	39	37.2	33.4	4.9	0	0	1	0	8	22	7	0	1	0	0
15:00	26	37.3	33.5	3.8	0	0	0	0	6	14	6	0	0	0	0
16:00	36	40.7	36.6	6.1	0	0	0	2	2	12	15	3	1	1	0
17:00	32	39.4	35.4	3.8	0	0	0	0	2	18	10	2	0	0	0
18:00	24	40	35.8	5.9	0	0	0	0	5	7	10	1	0	1	0
19:00	6	-	34.3	7.5	0	0	0	0	2	3	0	0	1	0	0
20:00	8	-	32.9	2.3	0	0	0	0	1	7	0	0	0	0	0
21:00	7	-	38.5	3.2	0	0	0	0	0	1	5	1	0	0	0
22:00	4	-	38.5	8.2	0	0	0	0	1	0	2	0	1	0	0
23:00	2	-	36	3.5	0	0	0	0	0	1	1	0	0	0	0
12H,7-19	455	38.6	33.9	4.7	0	1	1	13	84	229	111	12	2	2	0
16H,6-22	505	38.9	34.1	4.8	0	1	1	13	89	250	127	18	4	2	0
18H,6-24	511	39	34.1	4.8	0	1	1	13	90	251	130	18	5	2	0
24H,0-24	560	39.1	34.1	5.1	0	2	2	20	94	272	139	22	7	2	0

10722 IMMINGHAM Site No: 10722003 Location Site 3 - Queens Rd, Immingham att to l/c 10
 Mon 27-Sep-21 to Sun 03-Oct-21 Channel: Southeastbound

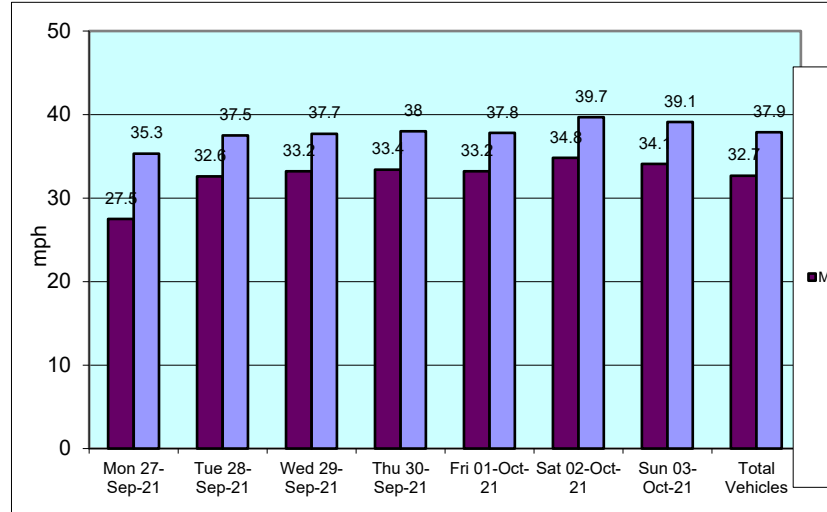
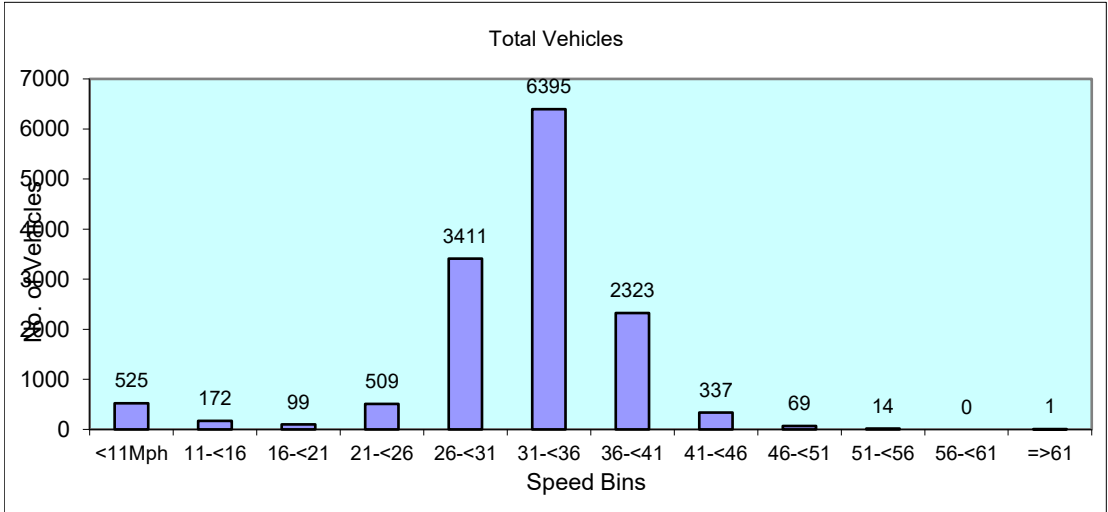
Time Period	Total Vehicles	85%ile Speed	Mean Speed	Stand Dev.	<11Mph	11-<16	16-<21	21-<26	26-<31	31-<36	36-<41	41-<46	46-<51	51-<56	56-<61
-------------	----------------	--------------	------------	------------	--------	--------	--------	--------	--------	--------	--------	--------	--------	--------	--------

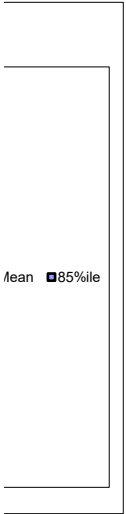

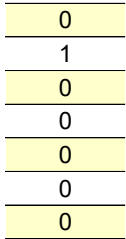
Daily Totals

Mon 27-Sep-21	3553	35.3	27.5	9.4	515	151	35	153	1136	1210	298	43	12	0	0
Tue 28-Sep-21	2389	37.5	32.6	4.9	3	6	14	113	688	1081	421	54	7	1	0
Wed 29-Sep-21	2225	37.7	33.2	4.7	2	5	14	85	460	1184	405	60	9	1	0
Thu 30-Sep-21	2295	38	33.4	4.7	4	3	23	46	470	1221	453	59	15	1	0
Fri 01-Oct-21	2084	37.8	33.2	4.7	1	3	8	76	456	1094	372	60	8	6	0
Sat 02-Oct-21	749	39.7	34.8	5.1	0	2	3	16	107	333	235	39	11	3	0
Sun 03-Oct-21	560	39.1	34.1	5.1	0	2	2	20	94	272	139	22	7	2	0

Total Vehicles

[--]	13855	37.9	32.7	5.5	525	172	99	509	3411	6395	2323	337	69	14	0
------	-------	------	------	-----	-----	-----	----	-----	------	------	------	-----	----	----	---

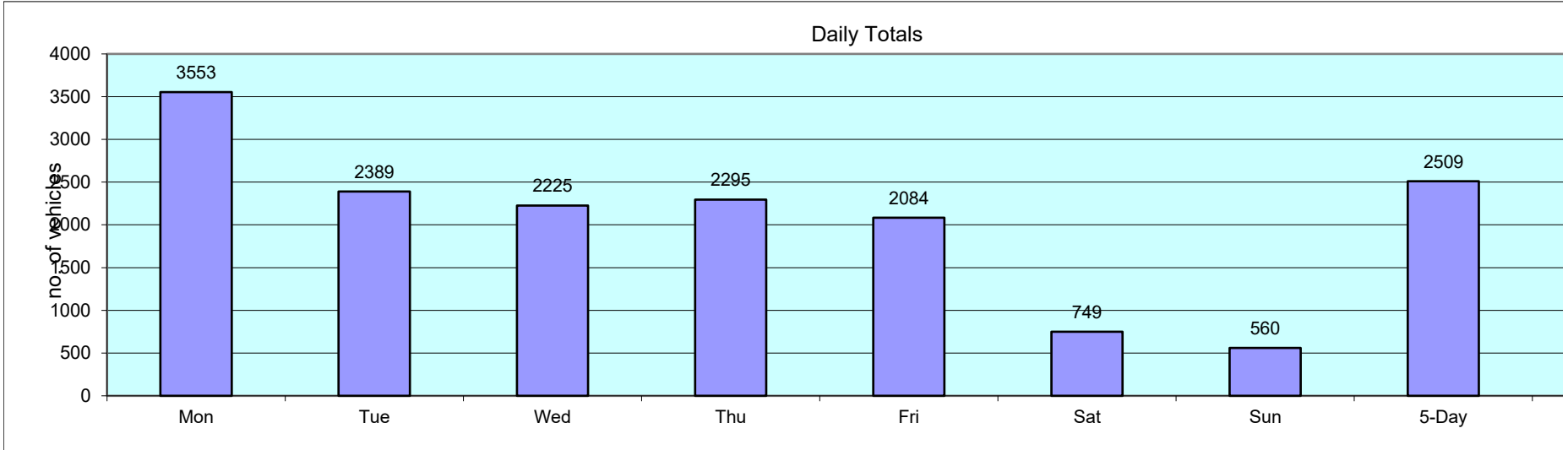




10722 IMMINGHAM Site No: 10722003 Location Site 3 - Queens Rd, Immingham att
Channel: Southeastbound

	Mon	Tue	Wed	Thu	Fri	Sat	Sun	5-Day
TIME PERIOD	27/09/2021	28/09/2021	29/09/2021	30/09/2021	01/10/2021	02/10/2021	03/10/2021	Av
Week Begin: 27-Sep-21								
00:00	23	4	5	1	7	3	4	8
01:00	30	2	1	2	2	1	2	7
02:00	38	5	2	3	1	6	5	10
03:00	40	9	1	3	6	1	1	12
04:00	120	20	12	8	15	10	8	35
05:00	356	146	136	132	109	58	29	176
06:00	510	242	214	211	183	54	29	272
07:00	573	310	286	269	264	27	21	340
08:00	311	226	190	241	208	55	35	235
09:00	186	220	184	195	173	47	26	192
10:00	174	123	138	179	186	89	64	160
11:00	198	184	134	198	132	74	54	169
12:00	197	172	141	128	140	51	53	156
13:00	173	172	145	150	181	42	45	164
14:00	127	134	148	150	125	40	39	137
15:00	136	124	160	115	107	33	26	128
16:00	107	86	98	98	81	31	36	94
17:00	92	92	93	99	74	34	32	90
18:00	81	53	56	45	29	36	24	53
19:00	23	25	33	30	11	16	6	24
20:00	22	14	14	20	16	22	8	17
21:00	7	13	22	9	19	12	7	14
22:00	26	7	7	3	13	7	4	11
23:00	3	6	5	6	2	0	2	4
12H,7-19	2355	1896	1773	1867	1700	559	455	1918
16H,6-22	2917	2190	2056	2137	1929	663	505	2246
18H,6-24	2946	2203	2068	2146	1944	670	511	2261
24H,0-24	3553	2389	2225	2295	2084	749	560	2509
Am	07:00	07:00	07:00	07:00	07:00	10:00	10:00	
Peak	573	310	286	269	264	89	64	
Pm	12:00	13:00	15:00	14:00	13:00	12:00	12:00	
Peak	197	172	160	150	181	51	53	

10722	IMMINGHAM	Site No: 10722003	Location	Site 3 - Queens Rd, Immingham att				
		Channel: Southeastbound						
TIME PERIOD	Mon	Tue	Wed	Thu	Fri	Sat	Sun	5-Day
	27/09/2021	28/09/2021	29/09/2021	30/09/2021	01/10/2021	02/10/2021	03/10/2021	Av



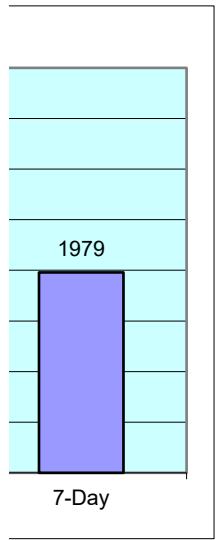
to l/c 10

**7-Day
Av**

7
6
9
9
28
138
206
250
181
147
136
139
126
130
109
100
77
74
46
21
17
13
10
3
1515
1771
1784
1979

to l/c 10

**7-Day
Av**



Classification Schemes

Scheme F Classification Scheme (Non-metric)

Scheme F is an attempt to implement the FWHA's visual classification scheme as an axle-based class scheme. This is one of several interpretations.

Class	Vehicle Type	No. of Axles	Axle spacing in feet			
			Axle 1 to 2	Axle 2 to 3	Axle 3 to 4	Axle 4 to 5
1	motorcycle	2	<6.0			
2	passenger car	2	6.0 - 10.0			
	car + 1 axle trailer	3	<10.0	10.0 - 18.0		
	car + 2 axle trailer	4	<10.0		<3.5	
3	pickup	2	10.0 - 15.0			
	pickup + 1 axle trailer	3	10.0 - 15.0	10.0 - 18.0		
	pickup + 2 axle trailer	4	10.0 - 15.0		<3.5	
	pickup + 3 axle trailer	5	9.9 - 15.0			<3.5
4	Traditional bus/coach	2	>20.0			
	Traditional bus/coach	3	>19.0			
5	single unit truck/bus - dual rear axle	2	14.9 - 20.0			<3.5
6	3 axle truck	3		<18.0		
7	4 axle truck	4				
8	2S1	3		>18.0		
	2S2	4		>5.0	>3.5	
	3S1	4		<5.0	>10.0	
9	3S2	5		<6.1		3.5 - 8.0
	5 axle combination	5				
10	6 axle combination	6			3.5 - 5.0	
	3S3	6				
11	2S1-2	5		>6.0		
12	3S1-2	6				
13	truck	7 or more				

Direction	Recorded 85%ile speed		survey weather conditions	Wet weather design speed (with adjustment where appropriate)			Criteria	reaction time
	mph	kph		mph	kph	m/s		s
Channel: Northwestbound	40.3	64.9	dry	37.8	60.9	16.9	MfS	1.5
Channel: Southeastbound	37.9	60.9	dry	35.4	56.9	15.8	MfS	1.5

deceleration rate	gradient	stopping sight distance	bonnet adjusted SSD
m/s ²	%	m	m
4.4	0.0	57.7	60.1
4.4	0.0	52.1	54.5

10722 IMMINGHAM									
SEPTEMBER 2021									
Site	Location	Direction	Start Date	End Date	Posted Speed Limit (PSL)	Total Vehicles	5 Day Ave.	7 Day Ave.	Average 85%ile Speed
Site No: 10722004	Site 4 - Queens Rd, Immingham (East Gate inbound) 53.620320, -0.176395	Channel: Northbound	Mon 27-Sep-21	Sun 03-Oct-21	30	16752	3033	2393	17.5

10722 IMMINGHAM						
SEPTEMBER 2021						
Site	Location	Direction	Start Date	End Date	Posted Speed Limit (PSL)	Average Mean Speed
Site No: 10722004	Site 4 - Queens Rd, Immingham (East Gate inbound) 53.620320, -0.176395	Channel: Northbound	Mon 27-Sep-21	Sun 03-Oct-21	30	13.2

10722		IMMINGHAM				Site No: 10722004		Location Site 4 - Queens Rd, Immingham (East Gate inbound)							
Mon 27-Sep-21 to Sun 03-Oct-21						Channel: Northbound									
TIME PERIOD	TOTAL VEHICLES	MOTOR-CYCLES	CARS OR CAR-BASED LGV	LIGHT GOODS VEHICLES	BUSES	TWO AXLE, SIX TYRE, RIGID/BUSES	THREE AXLE RIGID	FOUR OR MORE AXLE RIGID	FOUR OR LESS AXLE ARTIC	FIVE AXLE ARTIC	SIX OR MORE AXLE ARTIC	FIVE OR LESS AXLE MULTI-TRAILER ARTIC	SIX AXLE MULTI-TRAILER ARTIC	SEVEN OR MORE AXLE ARTIC	
Mon 27-Sep-21															
00:00	30	0	27	1	0	0	1	0	0	0	1	0	0	0	
01:00	33	1	24	5	0	0	1	0	0	0	1	1	0	0	
02:00	30	1	25	3	0	0	1	0	0	0	0	0	0	0	
03:00	42	1	31	7	0	0	3	0	0	0	0	0	0	0	
04:00	129	0	62	44	1	0	17	0	0	1	0	4	0	0	
05:00	461	13	286	89	7	1	26	5	3	2	5	24	0	0	
06:00	477	10	276	90	11	2	46	7	8	1	10	16	0	0	
07:00	685	15	420	106	5	2	54	8	12	1	20	42	0	0	
08:00	407	5	284	55	2	4	22	2	8	3	13	9	0	0	
09:00	157	4	98	27	2	3	11	3	1	0	4	4	0	0	
10:00	187	8	120	32	0	0	8	3	1	0	5	10	0	0	
11:00	174	10	81	44	1	1	21	2	5	0	1	8	0	0	
12:00	180	3	98	35	0	2	20	0	6	0	3	13	0	0	
13:00	191	6	115	34	0	2	18	0	5	0	5	6	0	0	
14:00	152	5	78	28	1	0	24	2	2	1	3	8	0	0	
15:00	129	3	68	29	1	1	14	1	4	0	4	4	0	0	
16:00	131	7	66	26	1	0	22	0	3	0	3	3	0	0	
17:00	111	2	86	7	0	2	7	0	1	1	1	4	0	0	
18:00	92	2	62	9	0	0	10	0	1	0	4	4	0	0	
19:00	18	0	14	3	0	0	1	0	0	0	0	0	0	0	
20:00	27	0	24	1	0	0	2	0	0	0	0	0	0	0	
21:00	43	0	38	2	0	0	3	0	0	0	0	0	0	0	
22:00	33	1	22	1	0	0	8	1	0	0	0	0	0	0	
23:00	4	0	1	1	0	0	2	0	0	0	0	0	0	0	
12H,7-19	2596	70	1576	432	13	17	231	21	49	6	66	115	0	0	
16H,6-22	3161	80	1928	528	24	19	283	28	57	7	76	131	0	0	
18H,6-24	3198	81	1951	530	24	19	293	29	57	7	76	131	0	0	
24H,0-24	3923	97	2406	679	32	20	342	34	60	10	83	160	0	0	

10722		IMMINGHAM				Site No: 10722004		Location Site 4 - Queens Rd, Immingham (East Gate inbound)							
Mon 27-Sep-21 to Sun 03-Oct-21				Channel: Northbound											
TIME PERIOD	TOTAL VEHICLES	MOTOR-CYCLES	CARS OR CAR-BASED LGV	LIGHT GOODS VEHICLES	BUSES	TWO AXLE, SIX TYRE, RIGID/BUSES	THREE AXLE RIGID	FOUR OR MORE AXLE RIGID	FOUR OR LESS AXLE ARTIC	FIVE AXLE ARTIC	SIX OR MORE AXLE ARTIC	FIVE OR LESS AXLE MULTI-TRAILER ARTIC	SIX AXLE MULTI-TRAILER ARTIC	SEVEN OR MORE AXLE ARTIC	
Tue 28-Sep-21															
00:00	6	1	3	1	0	0	1	0	0	0	0	0	0	0	0
01:00	4	0	4	0	0	0	0	0	0	0	0	0	0	0	0
02:00	12	1	9	1	0	0	1	0	0	0	0	0	0	0	0
03:00	25	2	13	4	0	0	5	0	0	1	0	0	0	0	0
04:00	71	3	51	7	0	0	7	0	1	0	0	2	0	0	0
05:00	266	11	220	6	3	1	17	3	1	0	1	3	0	0	0
06:00	317	9	236	24	4	1	31	2	0	2	6	2	0	0	0
07:00	443	16	353	26	2	0	32	1	5	1	5	2	0	0	0
08:00	295	9	222	21	8	0	28	3	0	0	0	4	0	0	0
09:00	206	4	140	24	1	0	22	3	2	1	2	7	0	0	0
10:00	144	7	80	29	0	0	14	1	2	1	3	7	0	0	0
11:00	185	6	99	36	4	0	22	2	1	1	5	9	0	0	0
12:00	169	4	102	25	0	1	17	0	0	2	5	13	0	0	0
13:00	191	7	95	44	1	0	24	4	2	0	6	8	0	0	0
14:00	149	4	64	34	2	1	20	4	2	1	4	13	0	0	0
15:00	134	7	60	27	1	0	23	2	1	1	3	9	0	0	0
16:00	94	5	49	12	0	1	12	2	1	0	5	6	1	0	0
17:00	112	0	75	19	0	0	13	0	1	0	3	1	0	0	0
18:00	80	3	53	15	0	0	4	1	1	0	0	3	0	0	0
19:00	22	1	17	3	0	0	1	0	0	0	0	0	0	0	0
20:00	29	0	23	3	0	0	2	0	0	0	1	0	0	0	0
21:00	38	0	35	2	0	0	1	0	0	0	0	0	0	0	0
22:00	33	0	26	4	0	0	2	0	0	0	1	0	0	0	0
23:00	18	0	11	3	0	0	3	0	0	0	1	0	0	0	0
12H,7-19	2202	72	1392	312	19	3	231	23	18	8	41	82	1	0	0
16H,6-22	2608	82	1703	344	23	4	266	25	18	10	48	84	1	0	0
18H,6-24	2659	82	1740	351	23	4	271	25	18	10	50	84	1	0	0
24H,0-24	3043	100	2040	370	26	5	302	28	20	11	51	89	1	0	0

10722		IMMINGHAM				Site No: 10722004		Location Site 4 - Queens Rd, Immingham (East Gate inbound)							
Mon 27-Sep-21 to Sun 03-Oct-21						Channel: Northbound									
TIME PERIOD	TOTAL VEHICLES	MOTOR-CYCLES	CARS OR CAR-BASED LGV	LIGHT GOODS VEHICLES	BUSES	TWO AXLE, SIX TYRE, RIGID/BUSES	THREE AXLE RIGID	FOUR OR MORE AXLE RIGID	FOUR OR LESS AXLE ARTIC	FIVE AXLE ARTIC	SIX OR MORE AXLE ARTIC	FIVE OR LESS AXLE MULTI-TRAILER ARTIC	SIX AXLE MULTI-TRAILER ARTIC	SEVEN OR MORE AXLE ARTIC	
Wed 29-Sep-21															
00:00	12	0	5	4	0	0	3	0	0	0	0	0	0	0	0
01:00	12	0	6	4	0	0	2	0	0	0	0	0	0	0	0
02:00	9	0	5	4	0	0	0	0	0	0	0	0	0	0	0
03:00	28	0	15	8	0	0	4	0	0	0	1	0	0	0	0
04:00	46	2	34	9	0	0	0	1	0	0	0	0	0	0	0
05:00	238	9	182	12	2	0	24	1	3	0	3	2	0	0	0
06:00	270	10	188	30	3	0	22	3	2	2	4	6	0	0	0
07:00	411	11	316	30	6	0	38	0	1	0	3	6	0	0	0
08:00	264	3	206	26	2	2	20	0	0	0	3	2	0	0	0
09:00	176	3	106	29	1	2	15	1	2	1	4	12	0	0	0
10:00	138	1	84	31	1	0	11	2	2	0	2	4	0	0	0
11:00	148	4	89	24	0	1	16	2	1	0	3	8	0	0	0
12:00	157	4	94	31	0	0	17	3	1	0	2	5	0	0	0
13:00	177	5	105	35	0	2	15	3	3	1	2	6	0	0	0
14:00	169	6	102	32	2	1	17	3	2	0	0	4	0	0	0
15:00	143	5	75	31	0	1	19	2	1	1	4	4	0	0	0
16:00	110	7	61	21	0	1	12	0	1	0	5	2	0	0	0
17:00	115	5	75	12	1	0	15	1	1	0	4	1	0	0	0
18:00	70	2	53	2	0	0	10	1	0	0	0	2	0	0	0
19:00	25	0	18	3	0	0	4	0	0	0	0	0	0	0	0
20:00	23	1	15	0	0	0	7	0	0	0	0	0	0	0	0
21:00	40	2	29	3	0	0	5	0	1	0	0	0	0	0	0
22:00	23	0	22	1	0	0	0	0	0	0	0	0	0	0	0
23:00	8	1	7	0	0	0	0	0	0	0	0	0	0	0	0
12H,7-19	2078	56	1366	304	13	10	205	18	15	3	32	56	0	0	0
16H,6-22	2436	69	1616	340	16	10	243	21	18	5	36	62	0	0	0
18H,6-24	2467	70	1645	341	16	10	243	21	18	5	36	62	0	0	0
24H,0-24	2812	81	1892	382	18	10	276	23	21	5	40	64	0	0	0

10722		IMMINGHAM			Site No: 10722004		Location Site 4 - Queens Rd, Immingham (East Gate inbound)								
Mon 27-Sep-21 to Sun 03-Oct-21				Channel: Northbound											
TIME PERIOD	TOTAL VEHICLES	MOTOR-CYCLES	CARS OR CAR-BASED LGV	LIGHT GOODS VEHICLES	BUSES	TWO AXLE, SIX TYRE, RIGID/BUSES	THREE AXLE RIGID	FOUR OR MORE AXLE RIGID	FOUR OR LESS AXLE ARTIC	FIVE AXLE ARTIC	SIX OR MORE AXLE ARTIC	FIVE OR LESS AXLE MULTI-TRAILER ARTIC	SIX AXLE MULTI-TRAILER ARTIC	SEVEN OR MORE AXLE ARTIC	
Thu 30-Sep-21															
00:00	6	0	4	0	0	0	2	0	0	0	0	0	0	0	0
01:00	6	0	4	1	0	0	1	0	0	0	0	0	0	0	0
02:00	14	1	11	0	0	0	1	1	0	0	0	0	0	0	0
03:00	18	5	9	1	0	0	3	0	0	0	0	0	0	0	0
04:00	57	8	38	4	1	0	2	0	1	0	3	0	0	0	0
05:00	264	14	221	6	1	0	15	2	0	1	2	2	0	0	0
06:00	291	21	218	18	1	0	21	4	1	0	1	6	0	0	0
07:00	383	13	305	18	5	2	29	3	3	0	2	3	0	0	0
08:00	315	5	253	20	1	0	32	0	0	0	1	3	0	0	0
09:00	184	5	126	21	0	1	19	0	3	1	1	7	0	0	0
10:00	132	8	79	15	1	0	15	1	2	0	5	6	0	0	0
11:00	191	5	122	26	0	2	22	0	2	0	8	4	0	0	0
12:00	105	1	60	15	0	0	16	1	3	0	2	7	0	0	0
13:00	172	2	103	22	0	1	28	3	3	0	1	9	0	0	0
14:00	165	4	86	29	1	1	27	1	3	0	4	9	0	0	0
15:00	178	2	108	29	0	2	20	1	1	0	6	9	0	0	0
16:00	95	5	65	9	0	2	9	1	1	0	0	3	0	0	0
17:00	107	7	72	12	1	0	10	1	0	1	2	1	0	0	0
18:00	61	2	51	3	0	0	5	0	0	0	0	0	0	0	0
19:00	22	1	14	6	0	0	0	0	0	0	1	0	0	0	0
20:00	25	0	19	1	0	0	4	0	0	0	0	1	0	0	0
21:00	27	0	19	4	0	0	3	1	0	0	0	0	0	0	0
22:00	12	0	10	2	0	0	0	0	0	0	0	0	0	0	0
23:00	12	0	7	2	0	0	3	0	0	0	0	0	0	0	0
12H,7-19	2088	59	1430	219	9	11	232	12	21	2	32	61	0	0	0
16H,6-22	2453	81	1700	248	10	11	260	17	22	2	34	68	0	0	0
18H,6-24	2477	81	1717	252	10	11	263	17	22	2	34	68	0	0	0
24H,0-24	2842	109	2004	264	12	11	287	20	23	3	39	70	0	0	0

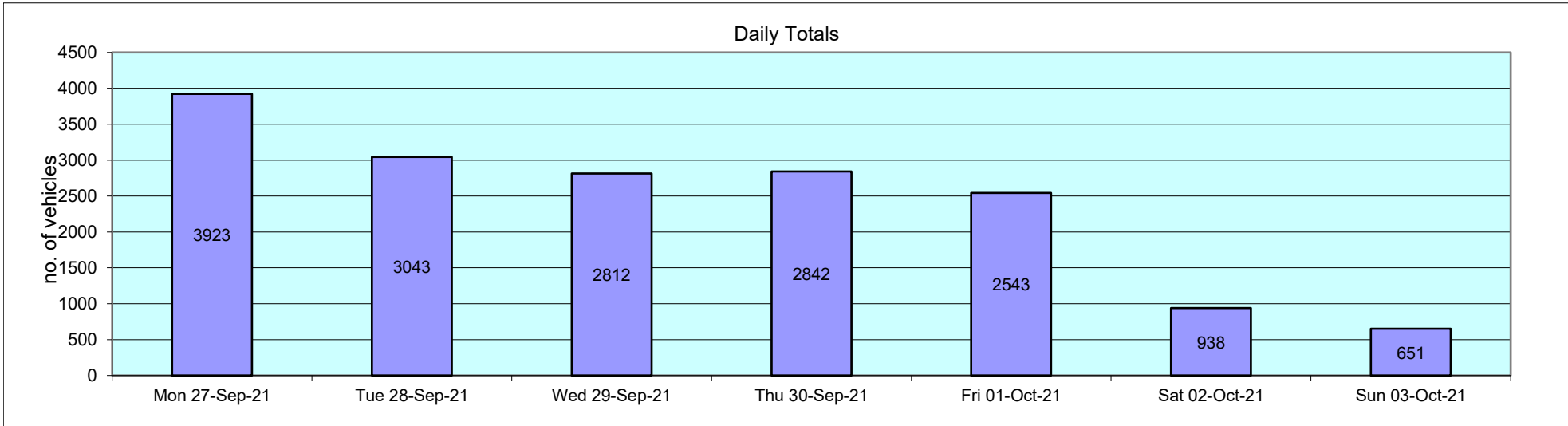
10722		IMMINGHAM			Site No: 10722004			Location Site 4 - Queens Rd, Immingham (East Gate inbound)							
Mon 27-Sep-21 to Sun 03-Oct-21					Channel: Northbound										
TIME PERIOD	TOTAL VEHICLES	MOTOR-CYCLES	CARS OR CAR-BASED LGV	LIGHT GOODS VEHICLES	BUSES	TWO AXLE, SIX TYRE, RIGID/BUSES	THREE AXLE RIGID	FOUR OR MORE AXLE RIGID	FOUR OR LESS AXLE ARTIC	FIVE AXLE ARTIC	SIX OR MORE AXLE ARTIC	FIVE OR LESS AXLE MULTI-TRAILER ARTIC	SIX AXLE MULTI-TRAILER ARTIC	SEVEN OR MORE AXLE ARTIC	
Fri 01-Oct-21															
00:00	11	0	7	3	0	0	0	0	0	0	1	0	0	0	
01:00	13	2	8	2	0	0	1	0	0	0	0	0	0	0	
02:00	12	0	6	5	0	0	1	0	0	0	0	0	0	0	
03:00	23	1	9	9	0	0	4	0	0	0	0	0	0	0	
04:00	30	0	23	3	0	0	3	0	0	0	0	1	0	0	
05:00	219	5	169	22	2	1	13	2	2	0	2	1	0	0	
06:00	239	3	168	33	1	0	22	2	3	0	1	6	0	0	
07:00	367	7	296	37	0	0	14	0	2	0	5	6	0	0	
08:00	257	9	186	29	3	0	18	1	3	1	3	4	0	0	
09:00	181	3	103	42	0	0	12	0	4	0	7	10	0	0	
10:00	173	2	88	42	0	1	20	1	3	0	3	13	0	0	
11:00	142	4	80	27	0	1	20	0	4	0	2	4	0	0	
12:00	132	5	67	21	1	1	21	1	4	0	4	7	0	0	
13:00	176	1	107	27	0	0	22	2	3	1	3	10	0	0	
14:00	132	3	73	20	1	2	14	1	8	1	3	6	0	0	
15:00	109	4	46	28	0	1	20	0	1	1	2	6	0	0	
16:00	94	4	56	12	0	0	13	1	1	0	3	4	0	0	
17:00	85	5	59	8	3	0	6	0	0	0	3	1	0	0	
18:00	43	0	41	1	0	0	1	0	0	0	0	0	0	0	
19:00	13	0	10	0	0	0	3	0	0	0	0	0	0	0	
20:00	14	0	13	1	0	0	0	0	0	0	0	0	0	0	
21:00	31	2	24	0	0	0	5	0	0	0	0	0	0	0	
22:00	33	1	26	0	0	0	6	0	0	0	0	0	0	0	
23:00	14	0	10	2	0	0	2	0	0	0	0	0	0	0	
12H,7-19	1891	47	1202	294	8	6	181	7	33	4	38	71	0	0	
16H,6-22	2188	52	1417	328	9	6	211	9	36	4	39	77	0	0	
18H,6-24	2235	53	1453	330	9	6	219	9	36	4	39	77	0	0	
24H,0-24	2543	61	1675	374	11	7	241	11	38	4	42	79	0	0	

10722		IMMINGHAM			Site No: 10722004			Location Site 4 - Queens Rd, Immingham (East Gate inbound)							
Mon 27-Sep-21 to Sun 03-Oct-21					Channel: Northbound										
TIME PERIOD	TOTAL VEHICLES	MOTOR-CYCLES	CARS OR CAR-BASED LGV	LIGHT GOODS VEHICLES	BUSES	TWO AXLE, SIX TYRE, RIGID/BUSES	THREE AXLE RIGID	FOUR OR MORE AXLE RIGID	FOUR OR LESS AXLE ARTIC	FIVE AXLE ARTIC	SIX OR MORE AXLE ARTIC	FIVE OR LESS AXLE MULTI-TRAILER ARTIC	SIX AXLE MULTI-TRAILER ARTIC	SEVEN OR MORE AXLE ARTIC	
Sat 02-Oct-21															
00:00	10	0	7	2	0	0	1	0	0	0	0	0	0	0	0
01:00	11	0	7	1	0	0	3	0	0	0	0	0	0	0	0
02:00	20	0	17	1	0	0	2	0	0	0	0	0	0	0	0
03:00	21	0	19	1	0	0	1	0	0	0	0	0	0	0	0
04:00	26	2	21	1	0	0	2	0	0	0	0	0	0	0	0
05:00	134	7	105	4	3	0	14	0	0	0	0	1	0	0	0
06:00	88	1	76	4	0	0	6	0	1	0	0	0	0	0	0
07:00	70	4	54	2	0	0	6	1	0	0	1	2	0	0	0
08:00	76	3	57	8	0	0	5	0	0	0	2	1	0	0	0
09:00	53	2	38	7	0	0	4	1	0	0	1	0	0	0	0
10:00	60	1	33	11	0	0	9	2	1	0	1	2	0	0	0
11:00	46	4	23	7	0	0	9	0	1	0	2	0	0	0	0
12:00	44	0	31	4	0	0	4	1	1	1	1	1	0	0	0
13:00	35	2	22	6	0	0	5	0	0	0	0	0	0	0	0
14:00	18	1	15	0	0	0	2	0	0	0	0	0	0	0	0
15:00	29	4	15	4	0	0	5	0	0	0	0	1	0	0	0
16:00	34	4	25	2	0	0	2	0	1	0	0	0	0	0	0
17:00	54	3	44	3	0	0	3	0	0	0	0	1	0	0	0
18:00	45	0	42	0	0	0	2	0	0	0	0	1	0	0	0
19:00	19	1	16	1	0	0	0	0	0	0	0	1	0	0	0
20:00	21	2	13	3	0	0	2	0	0	0	0	1	0	0	0
21:00	14	1	8	3	0	0	1	1	0	0	0	0	0	0	0
22:00	7	0	5	0	0	0	1	0	0	0	0	1	0	0	0
23:00	3	0	2	0	0	0	0	0	0	0	0	1	0	0	0
12H,7-19	564	28	399	54	0	0	56	5	4	1	8	9	0	0	0
16H,6-22	706	33	512	65	0	0	65	6	5	1	8	11	0	0	0
18H,6-24	716	33	519	65	0	0	66	6	5	1	8	13	0	0	0
24H,0-24	938	42	695	75	3	0	89	6	5	1	8	14	0	0	0

10722		IMMINGHAM				Site No: 10722004		Location Site 4 - Queens Rd, Immingham (East Gate inbound)							
Mon 27-Sep-21 to Sun 03-Oct-21				Channel: Northbound											
TIME PERIOD	TOTAL VEHICLES	MOTOR-CYCLES	CARS OR CAR-BASED LGV	LIGHT GOODS VEHICLES	BUSES	TWO AXLE, SIX TYRE, RIGID/BUSES	THREE AXLE RIGID	FOUR OR MORE AXLE RIGID	FOUR OR LESS AXLE ARTIC	FIVE AXLE ARTIC	SIX OR MORE AXLE ARTIC	FIVE OR LESS AXLE MULTI-TRAILER ARTIC	SIX AXLE MULTI-TRAILER ARTIC	SEVEN OR MORE AXLE ARTIC	
Sun 03-Oct-21															
00:00	4	0	2	1	0	0	1	0	0	0	0	0	0	0	0
01:00	6	0	4	1	0	0	1	0	0	0	0	0	0	0	0
02:00	4	0	3	1	0	0	0	0	0	0	0	0	0	0	0
03:00	10	0	6	1	0	0	1	0	0	0	1	1	0	0	0
04:00	15	0	12	1	0	0	2	0	0	0	0	0	0	0	0
05:00	103	3	88	4	0	0	7	1	0	0	0	0	0	0	0
06:00	63	3	51	4	1	0	4	0	0	0	0	0	0	0	0
07:00	25	1	20	1	0	0	3	0	0	0	0	0	0	0	0
08:00	41	2	28	4	1	0	6	0	0	0	0	0	0	0	0
09:00	27	0	24	1	0	0	2	0	0	0	0	0	0	0	0
10:00	31	1	23	4	0	0	3	0	0	0	0	0	0	0	0
11:00	27	1	15	5	0	0	6	0	0	0	0	0	0	0	0
12:00	25	1	13	5	0	0	6	0	0	0	0	0	0	0	0
13:00	28	0	21	5	0	0	2	0	0	0	0	0	0	0	0
14:00	35	1	24	5	0	0	5	0	0	0	0	0	0	0	0
15:00	19	0	12	4	0	0	2	0	0	0	1	0	0	0	0
16:00	33	2	28	3	0	0	0	0	0	0	0	0	0	0	0
17:00	40	2	36	0	0	0	2	0	0	0	0	0	0	0	0
18:00	36	0	32	0	0	0	4	0	0	0	0	0	0	0	0
19:00	13	0	8	0	0	0	4	0	0	0	0	1	0	0	0
20:00	20	0	16	1	0	0	3	0	0	0	0	0	0	0	0
21:00	13	0	10	0	0	0	3	0	0	0	0	0	0	0	0
22:00	19	2	12	1	0	0	3	0	0	0	0	1	0	0	0
23:00	14	0	10	2	0	0	2	0	0	0	0	0	0	0	0
12H,7-19	367	11	276	37	1	0	41	0	0	0	1	0	0	0	0
16H,6-22	476	14	361	42	2	0	55	0	0	0	1	1	0	0	0
18H,6-24	509	16	383	45	2	0	60	0	0	0	1	2	0	0	0
24H,0-24	651	19	498	54	2	0	72	1	0	0	2	3	0	0	0

10722 IMMINGHAM Site No: 10722004 Location Site 4 - Queens Rd, Immingham (East Gate inbound)
 Mon 27-Sep-21 to Sun 03-Oct-21 Channel: Northbound

TIME PERIOD	TOTAL VEHICLES	MOTOR-CYCLES	CARS OR CAR-BASED LGV	LIGHT GOODS VEHICLES	BUSES	TWO AXLE, SIX TYRE, RIGID/BUSES	THREE AXLE RIGID	FOUR OR MORE AXLE RIGID	FOUR OR LESS AXLE ARTIC	FIVE AXLE ARTIC	SIX OR MORE AXLE ARTIC	FIVE OR LESS AXLE MULTI-TRAILER ARTIC	SIX AXLE MULTI-TRAILER ARTIC	SEVEN OR MORE AXLE ARTIC
Daily Totals														
Mon 27-Sep-21	3923	97	2406	679	32	20	342	34	60	10	83	160	0	0
Tue 28-Sep-21	3043	100	2040	370	26	5	302	28	20	11	51	89	1	0
Wed 29-Sep-21	2812	81	1892	382	18	10	276	23	21	5	40	64	0	0
Thu 30-Sep-21	2842	109	2004	264	12	11	287	20	23	3	39	70	0	0
Fri 01-Oct-21	2543	61	1675	374	11	7	241	11	38	4	42	79	0	0
Sat 02-Oct-21	938	42	695	75	3	0	89	6	5	1	8	14	0	0
Sun 03-Oct-21	651	19	498	54	2	0	72	1	0	0	2	3	0	0
Total Vehicles														
[--]	16752	509	11210	2198	104	53	1609	123	167	34	265	479	1	0



10722 IMMINGHAM Site No: 10722004 Location Site 4 - Queens Rd, Immingham (East Gate inbound)
 Mon 27-Sep-21 to Sun 03-Oct-21 Channel: Northbound

TIME PERIOD	TOTAL VEHICLES	MOTOR-CYCLES	MOTOR-CYCLES%	CARS	CARS %	LGV	LGV %	HGV	HGV %	BUS	BUS %
Mon 27-Sep-21											
00:00	30	0	0.0	27	90.0	1	3.3	2	6.7	0	0.0
01:00	33	1	3.0	24	72.7	5	15.2	3	9.1	0	0.0
02:00	30	1	3.3	25	83.3	3	10.0	1	3.3	0	0.0
03:00	42	1	2.4	31	73.8	7	16.7	3	7.1	0	0.0
04:00	129	0	0.0	62	48.1	44	34.1	22	17.1	1	0.8
05:00	461	13	2.8	286	62.0	89	19.3	66	14.3	7	1.5
06:00	477	10	2.1	276	57.9	90	18.9	90	18.9	11	2.3
07:00	685	15	2.2	420	61.3	106	15.5	139	20.3	5	0.7
08:00	407	5	1.2	284	69.8	55	13.5	61	15.0	2	0.5
09:00	157	4	2.6	98	62.4	27	17.2	26	16.6	2	1.3
10:00	187	8	4.3	120	64.2	32	17.1	27	14.4	0	0.0
11:00	174	10	5.8	81	46.6	44	25.3	38	21.8	1	0.6
12:00	180	3	1.7	98	54.4	35	19.4	44	24.4	0	0.0
13:00	191	6	3.1	115	60.2	34	17.8	36	18.9	0	0.0
14:00	152	5	3.3	78	51.3	28	18.4	40	26.3	1	0.7
15:00	129	3	2.3	68	52.7	29	22.5	28	21.7	1	0.8
16:00	131	7	5.3	66	50.4	26	19.9	31	23.7	1	0.8
17:00	111	2	1.8	86	77.5	7	6.3	16	14.4	0	0.0
18:00	92	2	2.2	62	67.4	9	9.8	19	20.7	0	0.0
19:00	18	0	0.0	14	77.8	3	16.7	1	5.6	0	0.0
20:00	27	0	0.0	24	88.9	1	3.7	2	7.4	0	0.0
21:00	43	0	0.0	38	88.4	2	4.7	3	7.0	0	0.0
22:00	33	1	3.0	22	66.7	1	3.0	9	27.3	0	0.0
23:00	4	0	0.0	1	25.0	1	25.0	2	50.0	0	0.0
12H,7-19	2596	70	2.7	1576	60.7	432	16.6	505	19.5	13	0.5
16H,6-22	3161	80	2.5	1928	61.0	528	16.7	601	19.0	24	0.8
18H,6-24	3198	81	2.5	1951	61.0	530	16.6	612	19.1	24	0.8
24H,0-24	3923	97	2.5	2406	61.3	679	17.3	709	18.1	32	0.8

10722		IMMINGHAM		Site No: 10722004		Location		Site 4 - Queens Rd, Immingham (East Gate inbound)			
Mon 27-Sep-21 to Sun 03-Oct-21				Channel: Northbound							
TIME PERIOD	TOTAL VEHICLES	MOTOR-CYCLES	MOTOR-CYCLES%	CARS	CARS %	LGV	LGV %	HGV	HGV %	BUS	BUS %
Tue 28-Sep-21											
00:00	6	1	16.7	3	50.0	1	16.7	1	16.7	0	0.0
01:00	4	0	0.0	4	100.0	0	0.0	0	0.0	0	0.0
02:00	12	1	8.3	9	75.0	1	8.3	1	8.3	0	0.0
03:00	25	2	8.0	13	52.0	4	16.0	6	24.0	0	0.0
04:00	71	3	4.2	51	71.8	7	9.9	10	14.1	0	0.0
05:00	266	11	4.1	220	82.7	6	2.3	26	9.8	3	1.1
06:00	317	9	2.8	236	74.5	24	7.6	44	13.9	4	1.3
07:00	443	16	3.6	353	79.7	26	5.9	46	10.4	2	0.5
08:00	295	9	3.1	222	75.3	21	7.1	35	11.9	8	2.7
09:00	206	4	1.9	140	68.0	24	11.7	37	18.0	1	0.5
10:00	144	7	4.9	80	55.6	29	20.1	28	19.4	0	0.0
11:00	185	6	3.2	99	53.5	36	19.5	40	21.6	4	2.2
12:00	169	4	2.4	102	60.4	25	14.8	38	22.5	0	0.0
13:00	191	7	3.7	95	49.7	44	23.0	44	23.0	1	0.5
14:00	149	4	2.7	64	43.0	34	22.8	45	30.2	2	1.3
15:00	134	7	5.2	60	44.8	27	20.2	39	29.1	1	0.8
16:00	94	5	5.3	49	52.1	12	12.8	28	29.8	0	0.0
17:00	112	0	0.0	75	67.0	19	17.0	18	16.1	0	0.0
18:00	80	3	3.8	53	66.3	15	18.8	9	11.3	0	0.0
19:00	22	1	4.6	17	77.3	3	13.6	1	4.6	0	0.0
20:00	29	0	0.0	23	79.3	3	10.3	3	10.3	0	0.0
21:00	38	0	0.0	35	92.1	2	5.3	1	2.6	0	0.0
22:00	33	0	0.0	26	78.8	4	12.1	3	9.1	0	0.0
23:00	18	0	0.0	11	61.1	3	16.7	4	22.2	0	0.0
12H,7-19	2202	72	3.3	1392	63.2	312	14.2	407	18.5	19	0.9
16H,6-22	2608	82	3.1	1703	65.3	344	13.2	456	17.5	23	0.9
18H,6-24	2659	82	3.1	1740	65.4	351	13.2	463	17.4	23	0.9
24H,0-24	3043	100	3.3	2040	67.0	370	12.2	507	16.7	26	0.9

10722		IMMINGHAM		Site No: 10722004		Location		Site 4 - Queens Rd, Immingham (East Gate inbound)			
Mon 27-Sep-21 to Sun 03-Oct-21				Channel: Northbound							
TIME PERIOD	TOTAL VEHICLES	MOTOR-CYCLES	MOTOR-CYCLES%	CARS	CARS %	LGV	LGV %	HGV	HGV %	BUS	BUS %
Wed 29-Sep-21											
00:00	12	0	0.0	5	41.7	4	33.3	3	25.0	0	0.0
01:00	12	0	0.0	6	50.0	4	33.3	2	16.7	0	0.0
02:00	9	0	0.0	5	55.6	4	44.4	0	0.0	0	0.0
03:00	28	0	0.0	15	53.6	8	28.6	5	17.9	0	0.0
04:00	46	2	4.4	34	73.9	9	19.6	1	2.2	0	0.0
05:00	238	9	3.8	182	76.5	12	5.0	33	13.9	2	0.8
06:00	270	10	3.7	188	69.6	30	11.1	39	14.4	3	1.1
07:00	411	11	2.7	316	76.9	30	7.3	48	11.7	6	1.5
08:00	264	3	1.1	206	78.0	26	9.9	27	10.2	2	0.8
09:00	176	3	1.7	106	60.2	29	16.5	37	21.0	1	0.6
10:00	138	1	0.7	84	60.9	31	22.5	21	15.2	1	0.7
11:00	148	4	2.7	89	60.1	24	16.2	31	21.0	0	0.0
12:00	157	4	2.6	94	59.9	31	19.8	28	17.8	0	0.0
13:00	177	5	2.8	105	59.3	35	19.8	32	18.1	0	0.0
14:00	169	6	3.6	102	60.4	32	18.9	27	16.0	2	1.2
15:00	143	5	3.5	75	52.5	31	21.7	32	22.4	0	0.0
16:00	110	7	6.4	61	55.5	21	19.1	21	19.1	0	0.0
17:00	115	5	4.4	75	65.2	12	10.4	22	19.1	1	0.9
18:00	70	2	2.9	53	75.7	2	2.9	13	18.6	0	0.0
19:00	25	0	0.0	18	72.0	3	12.0	4	16.0	0	0.0
20:00	23	1	4.4	15	65.2	0	0.0	7	30.4	0	0.0
21:00	40	2	5.0	29	72.5	3	7.5	6	15.0	0	0.0
22:00	23	0	0.0	22	95.7	1	4.4	0	0.0	0	0.0
23:00	8	1	12.5	7	87.5	0	0.0	0	0.0	0	0.0
12H,7-19	2078	56	2.7	1366	65.7	304	14.6	339	16.3	13	0.6
16H,6-22	2436	69	2.8	1616	66.3	340	14.0	395	16.2	16	0.7
18H,6-24	2467	70	2.8	1645	66.7	341	13.8	395	16.0	16	0.7
24H,0-24	2812	81	2.9	1892	67.3	382	13.6	439	15.6	18	0.6

10722		IMMINGHAM		Site No: 10722004		Location		Site 4 - Queens Rd, Immingham (East Gate inbound)			
Mon 27-Sep-21 to Sun 03-Oct-21				Channel: Northbound							
TIME PERIOD	TOTAL VEHICLES	MOTOR-CYCLES	MOTOR-CYCLES%	CARS	CARS %	LGV	LGV %	HGV	HGV %	BUS	BUS %
Thu 30-Sep-21											
00:00	6	0	0.0	4	66.7	0	0.0	2	33.3	0	0.0
01:00	6	0	0.0	4	66.7	1	16.7	1	16.7	0	0.0
02:00	14	1	7.1	11	78.6	0	0.0	2	14.3	0	0.0
03:00	18	5	27.8	9	50.0	1	5.6	3	16.7	0	0.0
04:00	57	8	14.0	38	66.7	4	7.0	6	10.5	1	1.8
05:00	264	14	5.3	221	83.7	6	2.3	22	8.3	1	0.4
06:00	291	21	7.2	218	74.9	18	6.2	33	11.3	1	0.3
07:00	383	13	3.4	305	79.6	18	4.7	42	11.0	5	1.3
08:00	315	5	1.6	253	80.3	20	6.4	36	11.4	1	0.3
09:00	184	5	2.7	126	68.5	21	11.4	32	17.4	0	0.0
10:00	132	8	6.1	79	59.9	15	11.4	29	22.0	1	0.8
11:00	191	5	2.6	122	63.9	26	13.6	38	19.9	0	0.0
12:00	105	1	1.0	60	57.1	15	14.3	29	27.6	0	0.0
13:00	172	2	1.2	103	59.9	22	12.8	45	26.2	0	0.0
14:00	165	4	2.4	86	52.1	29	17.6	45	27.3	1	0.6
15:00	178	2	1.1	108	60.7	29	16.3	39	21.9	0	0.0
16:00	95	5	5.3	65	68.4	9	9.5	16	16.8	0	0.0
17:00	107	7	6.5	72	67.3	12	11.2	15	14.0	1	0.9
18:00	61	2	3.3	51	83.6	3	4.9	5	8.2	0	0.0
19:00	22	1	4.6	14	63.6	6	27.3	1	4.6	0	0.0
20:00	25	0	0.0	19	76.0	1	4.0	5	20.0	0	0.0
21:00	27	0	0.0	19	70.4	4	14.8	4	14.8	0	0.0
22:00	12	0	0.0	10	83.3	2	16.7	0	0.0	0	0.0
23:00	12	0	0.0	7	58.3	2	16.7	3	25.0	0	0.0
12H,7-19	2088	59	2.8	1430	68.5	219	10.5	371	17.8	9	0.4
16H,6-22	2453	81	3.3	1700	69.3	248	10.1	414	16.9	10	0.4
18H,6-24	2477	81	3.3	1717	69.3	252	10.2	417	16.8	10	0.4
24H,0-24	2842	109	3.8	2004	70.5	264	9.3	453	15.9	12	0.4

10722		IMMINGHAM		Site No: 10722004		Location		Site 4 - Queens Rd, Immingham (East Gate inbound)			
Mon 27-Sep-21 to Sun 03-Oct-21				Channel: Northbound							
TIME PERIOD	TOTAL VEHICLES	MOTOR-CYCLES	MOTOR-CYCLES%	CARS	CARS %	LGV	LGV %	HGV	HGV %	BUS	BUS %
Fri 01-Oct-21											
00:00	11	0	0.0	7	63.6	3	27.3	1	9.1	0	0.0
01:00	13	2	15.4	8	61.5	2	15.4	1	7.7	0	0.0
02:00	12	0	0.0	6	50.0	5	41.7	1	8.3	0	0.0
03:00	23	1	4.4	9	39.1	9	39.1	4	17.4	0	0.0
04:00	30	0	0.0	23	76.7	3	10.0	4	13.3	0	0.0
05:00	219	5	2.3	169	77.2	22	10.1	21	9.6	2	0.9
06:00	239	3	1.3	168	70.3	33	13.8	34	14.2	1	0.4
07:00	367	7	1.9	296	80.7	37	10.1	27	7.4	0	0.0
08:00	257	9	3.5	186	72.4	29	11.3	30	11.7	3	1.2
09:00	181	3	1.7	103	56.9	42	23.2	33	18.2	0	0.0
10:00	173	2	1.2	88	50.9	42	24.3	41	23.7	0	0.0
11:00	142	4	2.8	80	56.3	27	19.0	31	21.8	0	0.0
12:00	132	5	3.8	67	50.8	21	15.9	38	28.8	1	0.8
13:00	176	1	0.6	107	60.8	27	15.3	41	23.3	0	0.0
14:00	132	3	2.3	73	55.3	20	15.2	35	26.5	1	0.8
15:00	109	4	3.7	46	42.2	28	25.7	31	28.4	0	0.0
16:00	94	4	4.3	56	59.6	12	12.8	22	23.4	0	0.0
17:00	85	5	5.9	59	69.4	8	9.4	10	11.8	3	3.5
18:00	43	0	0.0	41	95.4	1	2.3	1	2.3	0	0.0
19:00	13	0	0.0	10	76.9	0	0.0	3	23.1	0	0.0
20:00	14	0	0.0	13	92.9	1	7.1	0	0.0	0	0.0
21:00	31	2	6.5	24	77.4	0	0.0	5	16.1	0	0.0
22:00	33	1	3.0	26	78.8	0	0.0	6	18.2	0	0.0
23:00	14	0	0.0	10	71.4	2	14.3	2	14.3	0	0.0
12H,7-19	1891	47	2.5	1202	63.6	294	15.6	340	18.0	8	0.4
16H,6-22	2188	52	2.4	1417	64.8	328	15.0	382	17.5	9	0.4
18H,6-24	2235	53	2.4	1453	65.0	330	14.8	390	17.5	9	0.4
24H,0-24	2543	61	2.4	1675	65.9	374	14.7	422	16.6	11	0.4

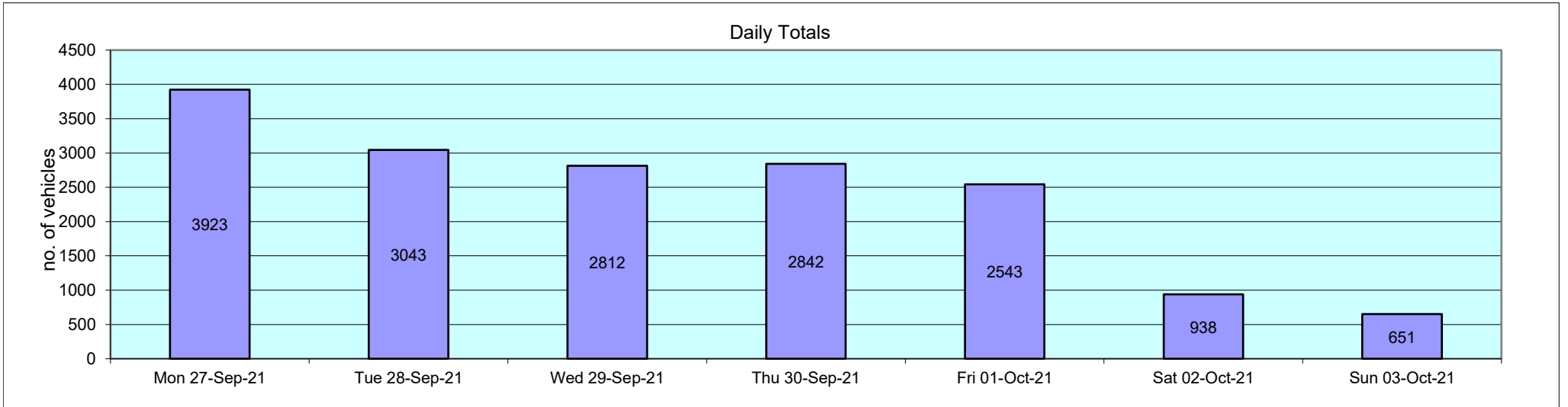
10722		IMMINGHAM		Site No: 10722004		Location		Site 4 - Queens Rd, Immingham (East Gate inbound)			
Mon 27-Sep-21 to Sun 03-Oct-21				Channel: Northbound							
TIME PERIOD	TOTAL VEHICLES	MOTOR-CYCLES	MOTOR-CYCLES%	CARS	CARS %	LGV	LGV %	HGV	HGV %	BUS	BUS %
Sat 02-Oct-21											
00:00	10	0	0.0	7	70.0	2	20.0	1	10.0	0	0.0
01:00	11	0	0.0	7	63.6	1	9.1	3	27.3	0	0.0
02:00	20	0	0.0	17	85.0	1	5.0	2	10.0	0	0.0
03:00	21	0	0.0	19	90.5	1	4.8	1	4.8	0	0.0
04:00	26	2	7.7	21	80.8	1	3.9	2	7.7	0	0.0
05:00	134	7	5.2	105	78.4	4	3.0	15	11.2	3	2.2
06:00	88	1	1.1	76	86.4	4	4.6	7	8.0	0	0.0
07:00	70	4	5.7	54	77.1	2	2.9	10	14.3	0	0.0
08:00	76	3	4.0	57	75.0	8	10.5	8	10.5	0	0.0
09:00	53	2	3.8	38	71.7	7	13.2	6	11.3	0	0.0
10:00	60	1	1.7	33	55.0	11	18.3	15	25.0	0	0.0
11:00	46	4	8.7	23	50.0	7	15.2	12	26.1	0	0.0
12:00	44	0	0.0	31	70.5	4	9.1	9	20.5	0	0.0
13:00	35	2	5.7	22	62.9	6	17.1	5	14.3	0	0.0
14:00	18	1	5.6	15	83.3	0	0.0	2	11.1	0	0.0
15:00	29	4	13.8	15	51.7	4	13.8	6	20.7	0	0.0
16:00	34	4	11.8	25	73.5	2	5.9	3	8.8	0	0.0
17:00	54	3	5.6	44	81.5	3	5.6	4	7.4	0	0.0
18:00	45	0	0.0	42	93.3	0	0.0	3	6.7	0	0.0
19:00	19	1	5.3	16	84.2	1	5.3	1	5.3	0	0.0
20:00	21	2	9.5	13	61.9	3	14.3	3	14.3	0	0.0
21:00	14	1	7.1	8	57.1	3	21.4	2	14.3	0	0.0
22:00	7	0	0.0	5	71.4	0	0.0	2	28.6	0	0.0
23:00	3	0	0.0	2	66.7	0	0.0	1	33.3	0	0.0
12H,7-19	564	28	5.0	399	70.7	54	9.6	83	14.7	0	0.0
16H,6-22	706	33	4.7	512	72.5	65	9.2	96	13.6	0	0.0
18H,6-24	716	33	4.6	519	72.5	65	9.1	99	13.8	0	0.0
24H,0-24	938	42	4.5	695	74.1	75	8.0	123	13.1	3	0.3

10722 IMMINGHAM Site No: 10722004 Location Site 4 - Queens Rd, Immingham (East Gate inbound)
 Mon 27-Sep-21 to Sun 03-Oct-21 Channel: Northbound

TIME PERIOD	TOTAL VEHICLES	MOTOR-CYCLES	MOTOR-CYCLES%	CARS	CARS %	LGV	LGV %	HGV	HGV %	BUS	BUS %
Sun 03-Oct-21											
00:00	4	0	0.0	2	50.0	1	25.0	1	25.0	0	0.0
01:00	6	0	0.0	4	66.7	1	16.7	1	16.7	0	0.0
02:00	4	0	0.0	3	75.0	1	25.0	0	0.0	0	0.0
03:00	10	0	0.0	6	60.0	1	10.0	3	30.0	0	0.0
04:00	15	0	0.0	12	80.0	1	6.7	2	13.3	0	0.0
05:00	103	3	2.9	88	85.4	4	3.9	8	7.8	0	0.0
06:00	63	3	4.8	51	81.0	4	6.4	4	6.4	1	1.6
07:00	25	1	4.0	20	80.0	1	4.0	3	12.0	0	0.0
08:00	41	2	4.9	28	68.3	4	9.8	6	14.6	1	2.4
09:00	27	0	0.0	24	88.9	1	3.7	2	7.4	0	0.0
10:00	31	1	3.2	23	74.2	4	12.9	3	9.7	0	0.0
11:00	27	1	3.7	15	55.6	5	18.5	6	22.2	0	0.0
12:00	25	1	4.0	13	52.0	5	20.0	6	24.0	0	0.0
13:00	28	0	0.0	21	75.0	5	17.9	2	7.1	0	0.0
14:00	35	1	2.9	24	68.6	5	14.3	5	14.3	0	0.0
15:00	19	0	0.0	12	63.2	4	21.1	3	15.8	0	0.0
16:00	33	2	6.1	28	84.9	3	9.1	0	0.0	0	0.0
17:00	40	2	5.0	36	90.0	0	0.0	2	5.0	0	0.0
18:00	36	0	0.0	32	88.9	0	0.0	4	11.1	0	0.0
19:00	13	0	0.0	8	61.5	0	0.0	5	38.5	0	0.0
20:00	20	0	0.0	16	80.0	1	5.0	3	15.0	0	0.0
21:00	13	0	0.0	10	76.9	0	0.0	3	23.1	0	0.0
22:00	19	2	10.5	12	63.2	1	5.3	4	21.1	0	0.0
23:00	14	0	0.0	10	71.4	2	14.3	2	14.3	0	0.0
12H,7-19	367	11	3.0	276	75.2	37	10.1	42	11.4	1	0.3
16H,6-22	476	14	2.9	361	75.8	42	8.8	57	12.0	2	0.4
18H,6-24	509	16	3.1	383	75.3	45	8.8	63	12.4	2	0.4
24H,0-24	651	19	2.9	498	76.5	54	8.3	78	12.0	2	0.3

10722 IMMINGHAM Site No: 10722004 Location Site 4 - Queens Rd, Immingham (East Gate inbound)
 Mon 27-Sep-21 to Sun 03-Oct-21 Channel: Northbound

TIME PERIOD	TOTAL VEHICLES	MOTOR-CYCLES	MOTOR-CYCLES%	CARS	CARS %	LGV	LGV %	HGV	HGV %	BUS	BUS %
Daily Totals											
Mon 27-Sep-21	3923	97	2.5	2406	61.3	679	17.3	709	18.1	32	0.8
Tue 28-Sep-21	3043	100	3.3	2040	67.0	370	12.2	507	16.7	26	0.9
Wed 29-Sep-21	2812	81	2.9	1892	67.3	382	13.6	439	15.6	18	0.6
Thu 30-Sep-21	2842	109	3.8	2004	70.5	264	9.3	453	15.9	12	0.4
Fri 01-Oct-21	2543	61	2.4	1675	65.9	374	14.7	422	16.6	11	0.4
Sat 02-Oct-21	938	42	4.5	695	74.1	75	8.0	123	13.1	3	0.3
Sun 03-Oct-21	651	19	2.9	498	76.5	54	8.3	78	12.0	2	0.3
Total Vehicles											
[--]	16752	509	3.2	11210	68.9	2198	11.9	2731	15.4	104	0.5



10722 IMMINGHAM Site No: 10722004 Location Site 4 - Queens Rd, Immingham (East Gate inbound)
 Mon 27-Sep-21 to Sun 03-Oct-21 Channel: Northbound

Time Period	Total Vehicles	85%ile Speed	Mean Speed	Stand Dev.	<6Mph	6-<11	11-<16	16-<21	21-<26	26-<31	31-<36	36-<41	41-<46	46-<51	51-<56
Mon 27-Sep-21															
00:00	30	17.7	14	3.8	0	5	18	6	1	0	0	0	0	0	0
01:00	33	15.4	13.2	2.6	0	4	27	2	0	0	0	0	0	0	0
02:00	30	14.9	12.3	2.6	0	7	23	0	0	0	0	0	0	0	0
03:00	42	15.5	12	4.5	2	16	19	3	2	0	0	0	0	0	0
04:00	129	17.4	12.8	4.2	1	46	55	25	2	0	0	0	0	0	0
05:00	461	18.3	13.6	4.3	4	118	225	97	14	3	0	0	0	0	0
06:00	477	15.2	11.7	3.6	6	201	235	29	6	0	0	0	0	0	0
07:00	685	16.8	13.4	3.5	6	130	428	117	4	0	0	0	0	0	0
08:00	407	15.9	12.5	5.2	10	151	187	47	7	2	1	0	0	0	2
09:00	157	15.7	11.4	4.2	6	78	52	20	0	1	0	0	0	0	0
10:00	187	17.3	13.1	4.3	2	57	92	29	6	1	0	0	0	0	0
11:00	174	16.1	12.2	4.5	5	72	70	20	6	1	0	0	0	0	0
12:00	180	18.1	13.1	4.8	1	64	76	27	11	0	1	0	0	0	0
13:00	191	15.8	12.1	3.9	4	72	90	23	2	0	0	0	0	0	0
14:00	152	16.6	12.2	4.4	1	70	55	21	5	0	0	0	0	0	0
15:00	129	15.8	11.6	4.1	5	60	46	17	1	0	0	0	0	0	0
16:00	131	17.1	12.6	4.3	5	43	58	23	2	0	0	0	0	0	0
17:00	111	19.3	14.2	4.8	2	23	53	24	8	1	0	0	0	0	0
18:00	92	18	13.9	4.4	5	10	56	17	3	1	0	0	0	0	0
19:00	18	14.2	11	3	0	9	9	0	0	0	0	0	0	0	0
20:00	27	17.2	13.7	3.6	0	5	16	6	0	0	0	0	0	0	0
21:00	43	15.6	12.9	3.6	0	11	27	4	1	0	0	0	0	0	0
22:00	33	15.5	11.9	4	2	11	16	4	0	0	0	0	0	0	0
23:00	4	-	11	3.2	0	2	2	0	0	0	0	0	0	0	0
12H,7-19	2596	16.8	12.8	4.4	52	830	1263	385	55	7	2	0	0	0	2
16H,6-22	3161	16.3	12.6	4.2	58	1056	1550	424	62	7	2	0	0	0	2
18H,6-24	3198	16.2	12.6	4.2	60	1069	1568	428	62	7	2	0	0	0	2
24H,0-24	3923	16.6	12.7	4.2	67	1265	1935	561	81	10	2	0	0	0	2

10722 IMMINGHAM Site No: 10722004 Location Site 4 - Queens Rd, Immingham (East Gate inbound)
 Mon 27-Sep-21 to Sun 03-Oct-21 Channel: Northbound

Time Period	Total Vehicles	85%ile Speed	Mean Speed	Stand Dev.	<6Mph	6-<11	11-<16	16-<21	21-<26	26-<31	31-<36	36-<41	41-<46	46-<51	51-<56
Tue 28-Sep-21															
00:00	6	-	11.8	3	0	2	4	0	0	0	0	0	0	0	0
01:00	4	-	8.5	1.6	0	4	0	0	0	0	0	0	0	0	0
02:00	12	14.7	12.3	2.7	0	3	9	0	0	0	0	0	0	0	0
03:00	25	14.1	10.6	3.1	1	13	11	0	0	0	0	0	0	0	0
04:00	71	17.7	12.4	4.8	0	35	20	14	1	1	0	0	0	0	0
05:00	266	17.5	13	4	4	79	126	55	2	0	0	0	0	0	0
06:00	317	18.5	13.2	4.9	11	99	130	58	17	1	1	0	0	0	0
07:00	443	18.9	13.8	4.5	7	112	191	113	19	1	0	0	0	0	0
08:00	295	17.5	13.4	4.5	3	78	155	46	11	0	2	0	0	0	0
09:00	206	15.7	11.8	4.1	5	92	82	24	3	0	0	0	0	0	0
10:00	144	17.9	12.7	5	2	60	52	21	8	0	1	0	0	0	0
11:00	185	17.8	13.4	4.7	4	50	91	32	4	4	0	0	0	0	0
12:00	169	18.8	13.4	5.3	7	52	66	32	7	5	0	0	0	0	0
13:00	191	15.9	12.4	3.9	5	62	96	26	2	0	0	0	0	0	0
14:00	149	15.6	11.8	4.2	8	56	68	15	1	1	0	0	0	0	0
15:00	134	17	12.8	4.3	5	39	65	23	1	1	0	0	0	0	0
16:00	94	16.8	12.6	4.1	3	29	45	16	1	0	0	0	0	0	0
17:00	112	17.1	13.2	4.2	0	33	58	17	3	1	0	0	0	0	0
18:00	80	18	12.9	4.7	3	27	31	16	3	0	0	0	0	0	0
19:00	22	13.7	10.3	3.2	0	15	6	1	0	0	0	0	0	0	0
20:00	29	15.2	12.8	2.6	0	5	23	1	0	0	0	0	0	0	0
21:00	38	17.3	14	3.5	0	5	25	7	1	0	0	0	0	0	0
22:00	33	14.9	12	3	0	11	21	1	0	0	0	0	0	0	0
23:00	18	15.2	12.5	3.3	1	3	13	1	0	0	0	0	0	0	0
12H,7-19	2202	17.7	13	4.5	52	690	1000	381	63	13	3	0	0	0	0
16H,6-22	2608	17.7	13	4.5	63	814	1184	448	81	14	4	0	0	0	0
18H,6-24	2659	17.7	13	4.5	64	828	1218	450	81	14	4	0	0	0	0
24H,0-24	3043	17.6	12.9	4.5	69	964	1388	519	84	15	4	0	0	0	0

10722 IMMINGHAM Site No: 10722004 Location Site 4 - Queens Rd, Immingham (East Gate inbound)
 Mon 27-Sep-21 to Sun 03-Oct-21 Channel: Northbound

Time Period	Total Vehicles	85%ile Speed	Mean Speed	Stand Dev.	<6Mph	6-<11	11-<16	16-<21	21-<26	26-<31	31-<36	36-<41	41-<46	46-<51	51-<56
Wed 29-Sep-21															
00:00	12	13.1	9.9	3.2	1	7	4	0	0	0	0	0	0	0	0
01:00	12	18.1	13.5	4.5	0	4	4	4	0	0	0	0	0	0	0
02:00	9	-	14.1	4.2	0	2	4	3	0	0	0	0	0	0	0
03:00	28	14	10.5	3.1	1	15	12	0	0	0	0	0	0	0	0
04:00	46	17	12	4.6	2	20	15	8	1	0	0	0	0	0	0
05:00	238	17.3	13	4.5	10	62	121	35	9	1	0	0	0	0	0
06:00	270	15.7	12.1	4.2	8	101	128	27	4	2	0	0	0	0	0
07:00	411	20.2	15.1	5	5	68	179	115	37	6	1	0	0	0	0
08:00	264	17.2	13	4.2	6	73	134	44	7	0	0	0	0	0	0
09:00	176	20	14.1	5.8	8	51	55	44	14	3	0	1	0	0	0
10:00	138	15.4	11.5	4.2	5	65	53	12	2	1	0	0	0	0	0
11:00	148	19.4	13.9	4.8	0	47	52	39	10	0	0	0	0	0	0
12:00	157	18.1	12.8	5.2	6	58	60	21	9	3	0	0	0	0	0
13:00	177	16.7	13.1	4.3	1	51	95	20	10	0	0	0	0	0	0
14:00	169	15.3	11.5	4.2	8	76	68	13	3	1	0	0	0	0	0
15:00	143	16.3	12.4	4.5	4	54	62	18	4	1	0	0	0	0	0
16:00	110	18.8	14.1	4.3	1	22	56	25	6	0	0	0	0	0	0
17:00	115	19.9	14.8	4.7	1	20	55	27	12	0	0	0	0	0	0
18:00	70	18.5	13.4	5.3	1	24	28	12	4	0	1	0	0	0	0
19:00	25	14.1	10.4	3.3	2	12	11	0	0	0	0	0	0	0	0
20:00	23	14.5	10.9	3.5	1	11	10	1	0	0	0	0	0	0	0
21:00	40	14.9	11.5	3.3	0	18	20	2	0	0	0	0	0	0	0
22:00	23	15.1	12.6	2.8	0	5	17	1	0	0	0	0	0	0	0
23:00	8	-	12.9	3.5	0	2	5	1	0	0	0	0	0	0	0
12H,7-19	2078	18.7	13.5	4.9	46	609	897	390	118	15	2	1	0	0	0
16H,6-22	2436	18.3	13.2	4.8	57	751	1066	420	122	17	2	1	0	0	0
18H,6-24	2467	18.3	13.2	4.8	57	758	1088	422	122	17	2	1	0	0	0
24H,0-24	2812	18.1	13.2	4.7	71	868	1248	472	132	18	2	1	0	0	0

10722 IMMINGHAM Site No: 10722004 Location Site 4 - Queens Rd, Immingham (East Gate inbound)
 Mon 27-Sep-21 to Sun 03-Oct-21 Channel: Northbound

Time Period	Total Vehicles	85%ile Speed	Mean Speed	Stand Dev.	<6Mph	6-<11	11-<16	16-<21	21-<26	26-<31	31-<36	36-<41	41-<46	46-<51	51-<56
Thu 30-Sep-21															
00:00	6	-	12.7	2.5	0	1	5	0	0	0	0	0	0	0	0
01:00	6	-	10.4	3.9	1	2	3	0	0	0	0	0	0	0	0
02:00	14	15.2	12.8	3	0	3	10	1	0	0	0	0	0	0	0
03:00	18	13.7	10.2	3.2	1	10	7	0	0	0	0	0	0	0	0
04:00	57	17.5	12.5	5	3	21	21	10	1	1	0	0	0	0	0
05:00	264	19.1	14.2	4.6	2	58	125	63	14	2	0	0	0	0	0
06:00	291	16.3	12.7	4.4	7	91	147	37	7	1	0	1	0	0	0
07:00	383	18.4	13.8	4.7	6	88	202	61	22	2	2	0	0	0	0
08:00	315	18.7	13.8	4.8	4	83	150	56	16	6	0	0	0	0	0
09:00	184	18.7	14.3	4.2	1	29	109	31	14	0	0	0	0	0	0
10:00	132	18.4	13.1	4.9	5	42	51	29	3	2	0	0	0	0	0
11:00	191	18.8	14	4.3	4	36	97	45	9	0	0	0	0	0	0
12:00	105	17.7	13.2	5	6	25	53	14	5	2	0	0	0	0	0
13:00	172	19.8	14.7	4.8	2	32	77	46	13	2	0	0	0	0	0
14:00	165	19.2	14	4.8	2	45	65	43	9	1	0	0	0	0	0
15:00	178	19.9	14.7	4.9	1	34	87	37	16	3	0	0	0	0	0
16:00	95	19.3	14.4	5.1	3	16	48	20	5	3	0	0	0	0	0
17:00	107	18.4	13.7	4.3	1	25	54	22	5	0	0	0	0	0	0
18:00	61	14.2	10.4	3.8	2	39	16	3	1	0	0	0	0	0	0
19:00	22	16.3	12.7	4.6	1	7	10	3	1	0	0	0	0	0	0
20:00	25	14.9	11.9	3.1	0	9	15	1	0	0	0	0	0	0	0
21:00	27	14.6	11.3	3.1	1	10	16	0	0	0	0	0	0	0	0
22:00	12	14.4	11.4	3	0	5	7	0	0	0	0	0	0	0	0
23:00	12	14.6	11.8	2.9	0	4	8	0	0	0	0	0	0	0	0
12H,7-19	2088	18.9	13.9	4.7	37	494	1009	407	118	21	2	0	0	0	0
16H,6-22	2453	18.6	13.7	4.7	46	611	1197	448	126	22	2	1	0	0	0
18H,6-24	2477	18.5	13.7	4.7	46	620	1212	448	126	22	2	1	0	0	0
24H,0-24	2842	18.5	13.6	4.7	53	715	1383	522	141	25	2	1	0	0	0

10722 IMMINGHAM Site No: 10722004 Location Site 4 - Queens Rd, Immingham (East Gate inbound)
 Mon 27-Sep-21 to Sun 03-Oct-21 Channel: Northbound

Time Period	Total Vehicles	85%ile Speed	Mean Speed	Stand Dev.	<6Mph	6-<11	11-<16	16-<21	21-<26	26-<31	31-<36	36-<41	41-<46	46-<51	51-<56
Fri 01-Oct-21															
00:00	11	15	12.6	4.6	0	4	6	0	1	0	0	0	0	0	0
01:00	13	16.9	11	5.1	2	6	2	3	0	0	0	0	0	0	0
02:00	12	12.2	9.8	2.7	0	9	3	0	0	0	0	0	0	0	0
03:00	23	13.8	10.5	2.9	0	14	9	0	0	0	0	0	0	0	0
04:00	30	15.2	11.8	4.1	0	14	13	2	1	0	0	0	0	0	0
05:00	219	15.8	13	3.6	0	57	133	25	4	0	0	0	0	0	0
06:00	239	15.8	12.7	3.8	7	62	138	28	4	0	0	0	0	0	0
07:00	367	18.3	13.8	4.3	2	84	193	71	14	3	0	0	0	0	0
08:00	257	18.5	13.5	4.6	4	74	111	58	8	2	0	0	0	0	0
09:00	181	19.2	14.3	4.8	4	35	86	44	9	3	0	0	0	0	0
10:00	173	18.8	13.5	5	2	57	70	31	11	2	0	0	0	0	0
11:00	142	18.4	13.4	4.8	3	42	62	28	5	2	0	0	0	0	0
12:00	132	20	14.4	5.4	2	36	46	35	10	3	0	0	0	0	0
13:00	176	19.4	14.3	4.8	3	39	74	48	10	2	0	0	0	0	0
14:00	132	17.7	12.6	4.4	2	51	50	26	3	0	0	0	0	0	0
15:00	109	18.8	13.6	4.9	3	29	48	22	6	1	0	0	0	0	0
16:00	94	19.3	13.7	5.4	1	33	33	19	5	3	0	0	0	0	0
17:00	85	20.3	15.4	5.3	1	13	38	23	7	2	1	0	0	0	0
18:00	43	17.7	14.3	3.9	0	5	28	9	0	1	0	0	0	0	0
19:00	13	14.9	12.7	2.4	0	2	11	0	0	0	0	0	0	0	0
20:00	14	17.8	13.5	4.2	0	4	6	4	0	0	0	0	0	0	0
21:00	31	19.7	15.3	4.8	0	4	16	8	2	1	0	0	0	0	0
22:00	33	16.6	13.8	3.6	0	5	22	5	1	0	0	0	0	0	0
23:00	14	14.9	12.8	2.3	0	2	12	0	0	0	0	0	0	0	0
12H,7-19	1891	18.9	13.8	4.8	27	498	839	414	88	24	1	0	0	0	0
16H,6-22	2188	18.7	13.7	4.7	34	570	1010	454	94	25	1	0	0	0	0
18H,6-24	2235	18.7	13.7	4.7	34	577	1044	459	95	25	1	0	0	0	0
24H,0-24	2543	18.4	13.6	4.6	36	681	1210	489	101	25	1	0	0	0	0

10722 IMMINGHAM Site No: 10722004 Location Site 4 - Queens Rd, Immingham (East Gate inbound)
 Mon 27-Sep-21 to Sun 03-Oct-21 Channel: Northbound

Time Period	Total Vehicles	85%ile Speed	Mean Speed	Stand Dev.	<6Mph	6-<11	11-<16	16-<21	21-<26	26-<31	31-<36	36-<41	41-<46	46-<51	51-<56
Sat 02-Oct-21															
00:00	10	15.4	13.5	2.7	0	1	8	1	0	0	0	0	0	0	0
01:00	11	15.3	13	3	0	2	8	1	0	0	0	0	0	0	0
02:00	20	15.5	13.5	2.7	0	2	16	2	0	0	0	0	0	0	0
03:00	21	16.4	11.8	4.2	0	11	6	4	0	0	0	0	0	0	0
04:00	26	18.9	14.8	3.9	0	3	14	8	1	0	0	0	0	0	0
05:00	134	18	13.6	4.2	1	32	71	24	6	0	0	0	0	0	0
06:00	88	16.1	13.3	3.5	0	18	56	13	1	0	0	0	0	0	0
07:00	70	15.4	12.8	4.8	1	20	43	3	2	0	0	1	0	0	0
08:00	76	15.4	12.1	3.9	4	23	42	6	1	0	0	0	0	0	0
09:00	53	19.2	14.3	4.7	3	7	25	15	3	0	0	0	0	0	0
10:00	60	19.8	14.2	6.1	3	14	26	10	5	0	2	0	0	0	0
11:00	46	15.3	11.5	4.3	0	25	16	3	2	0	0	0	0	0	0
12:00	44	19.5	14.1	5.3	0	13	19	7	4	1	0	0	0	0	0
13:00	35	17.6	12.2	5.4	3	14	11	4	3	0	0	0	0	0	0
14:00	18	15.7	13.2	3.5	0	4	11	3	0	0	0	0	0	0	0
15:00	29	15.7	12.2	4	2	8	15	4	0	0	0	0	0	0	0
16:00	34	15.6	12.9	3.7	0	9	21	3	1	0	0	0	0	0	0
17:00	54	17.2	14.1	3.9	0	7	37	6	4	0	0	0	0	0	0
18:00	45	19.6	15.6	4.3	0	5	19	19	1	1	0	0	0	0	0
19:00	19	15.4	14	2.7	0	1	15	3	0	0	0	0	0	0	0
20:00	21	15.5	13.5	2.7	0	2	17	2	0	0	0	0	0	0	0
21:00	14	15.6	12.5	4	1	3	8	2	0	0	0	0	0	0	0
22:00	7	-	12.1	2.9	0	2	5	0	0	0	0	0	0	0	0
23:00	3	-	11.8	3.1	0	1	2	0	0	0	0	0	0	0	0
12H,7-19	564	17.7	13.3	4.7	16	149	285	83	26	2	2	1	0	0	0
16H,6-22	706	17.4	13.3	4.5	17	173	381	103	27	2	2	1	0	0	0
18H,6-24	716	17.3	13.3	4.5	17	176	388	103	27	2	2	1	0	0	0
24H,0-24	938	17.4	13.3	4.3	18	227	511	143	34	2	2	1	0	0	0

10722 IMMINGHAM Site No: 10722004 Location Site 4 - Queens Rd, Immingham (East Gate inbound)
 Mon 27-Sep-21 to Sun 03-Oct-21 Channel: Northbound

Time Period	Total Vehicles	85%ile Speed	Mean Speed	Stand Dev.	<6Mph	6-<11	11-<16	16-<21	21-<26	26-<31	31-<36	36-<41	41-<46	46-<51	51-<56
Sun 03-Oct-21															
00:00	4	-	12.3	4.9	0	2	1	1	0	0	0	0	0	0	0
01:00	6	-	11	3.1	0	3	3	0	0	0	0	0	0	0	0
02:00	4	-	13.5	1.6	0	0	4	0	0	0	0	0	0	0	0
03:00	10	15.4	14	2.1	0	0	9	1	0	0	0	0	0	0	0
04:00	15	14.9	12.5	2.5	0	3	12	0	0	0	0	0	0	0	0
05:00	103	16.4	13.4	4	1	22	63	12	5	0	0	0	0	0	0
06:00	63	15.9	13.3	3.5	1	11	42	8	1	0	0	0	0	0	0
07:00	25	15.4	13.7	4.9	0	6	15	2	1	1	0	0	0	0	0
08:00	41	18	13.7	4.6	1	9	22	6	3	0	0	0	0	0	0
09:00	27	16.6	14.6	3.8	0	1	21	4	0	1	0	0	0	0	0
10:00	31	15.6	13.5	2.7	0	3	25	3	0	0	0	0	0	0	0
11:00	27	15.5	12.8	3.9	0	8	16	2	1	0	0	0	0	0	0
12:00	25	16.8	11.4	4.6	2	12	6	5	0	0	0	0	0	0	0
13:00	28	15.3	12.8	3	0	6	20	2	0	0	0	0	0	0	0
14:00	35	15.7	11.7	4	1	16	13	5	0	0	0	0	0	0	0
15:00	19	14.8	11.7	3.3	0	8	10	1	0	0	0	0	0	0	0
16:00	33	15.5	13	3	0	6	24	3	0	0	0	0	0	0	0
17:00	40	18.9	15.1	4.7	0	3	27	6	2	2	0	0	0	0	0
18:00	36	15.2	13.2	2.2	0	3	32	1	0	0	0	0	0	0	0
19:00	13	14.9	13.1	3.5	0	3	8	2	0	0	0	0	0	0	0
20:00	20	15.5	13.5	3.5	0	3	15	1	1	0	0	0	0	0	0
21:00	13	15.3	13.1	2.8	0	2	10	1	0	0	0	0	0	0	0
22:00	19	14.1	10.9	3	0	10	9	0	0	0	0	0	0	0	0
23:00	14	14.6	11.7	2.9	0	5	9	0	0	0	0	0	0	0	0
12H,7-19	367	15.9	13.2	3.9	4	81	231	40	7	4	0	0	0	0	0
16H,6-22	476	15.9	13.2	3.8	5	100	306	52	9	4	0	0	0	0	0
18H,6-24	509	15.8	13.1	3.8	5	115	324	52	9	4	0	0	0	0	0
24H,0-24	651	15.8	13.1	3.8	6	145	416	66	14	4	0	0	0	0	0

10722 IMMINGHAM Site No: 10722004 Location Site 4 - Queens Rd, Immingham (East Gate inbound)
 Mon 27-Sep-21 to Sun 03-Oct-21 Channel: Northbound

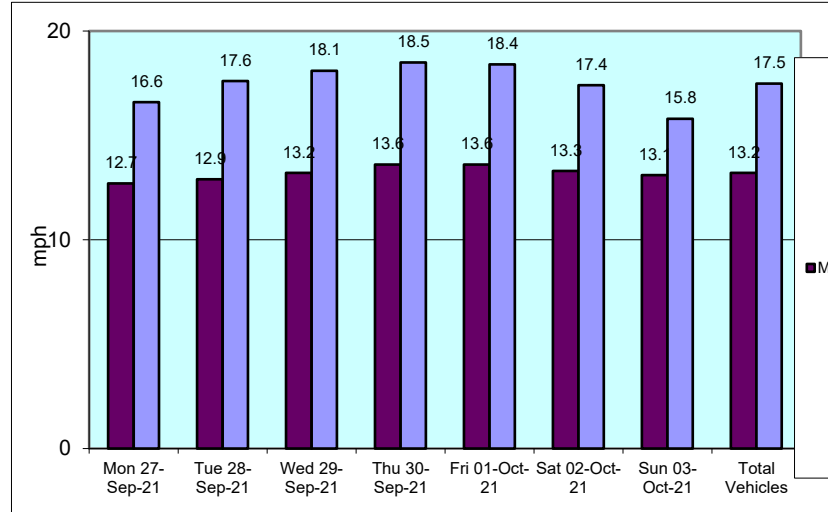
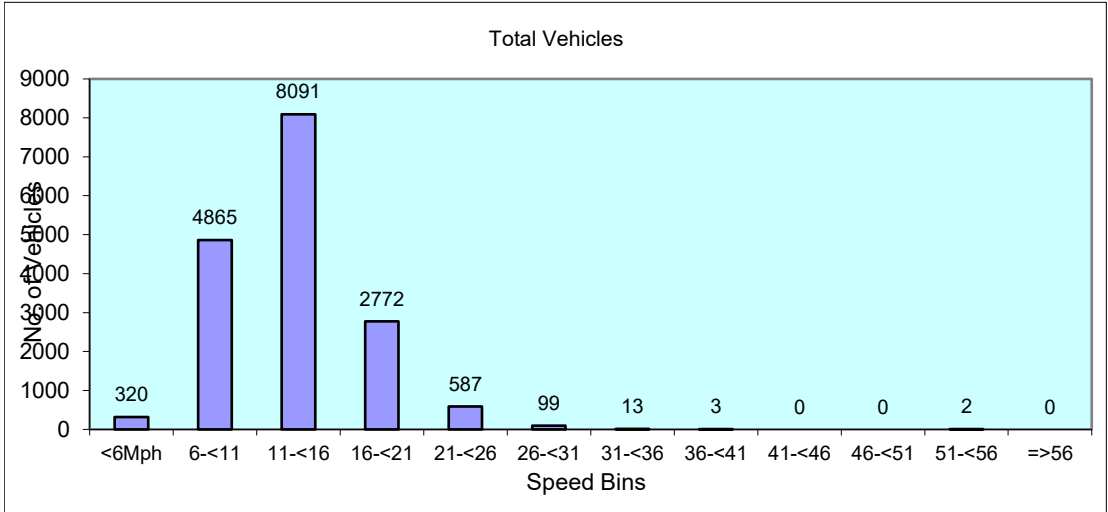
Time Period	Total Vehicles	85%ile Speed	Mean Speed	Stand Dev.	<6Mph	6-<11	11-<16	16-<21	21-<26	26-<31	31-<36	36-<41	41-<46	46-<51	51-<56
-------------	----------------	--------------	------------	------------	-------	-------	--------	--------	--------	--------	--------	--------	--------	--------	--------

Daily Totals

Mon 27-Sep-21	3923	16.6	12.7	4.2	67	1265	1935	561	81	10	2	0	0	0	2
Tue 28-Sep-21	3043	17.6	12.9	4.5	69	964	1388	519	84	15	4	0	0	0	0
Wed 29-Sep-21	2812	18.1	13.2	4.7	71	868	1248	472	132	18	2	1	0	0	0
Thu 30-Sep-21	2842	18.5	13.6	4.7	53	715	1383	522	141	25	2	1	0	0	0
Fri 01-Oct-21	2543	18.4	13.6	4.6	36	681	1210	489	101	25	1	0	0	0	0
Sat 02-Oct-21	938	17.4	13.3	4.3	18	227	511	143	34	2	2	1	0	0	0
Sun 03-Oct-21	651	15.8	13.1	3.8	6	145	416	66	14	4	0	0	0	0	0

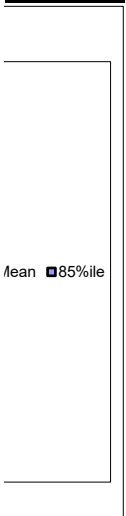
Total Vehicles

[--]	16752	17.5	13.2	4.4	320	4865	8091	2772	587	99	13	3	0	0	2
------	-------	------	------	-----	-----	------	------	------	-----	----	----	---	---	---	---



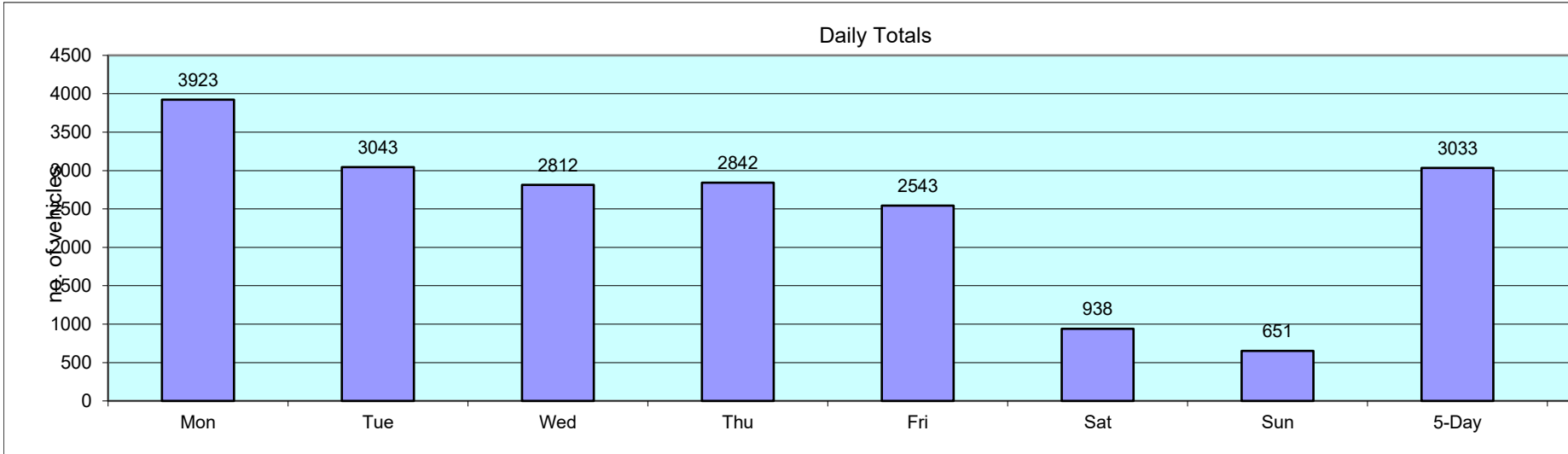
= > 56

0
0
0
0
0
0
0
0



10722	IMMINGHAM		Site No: 10722004		Location		Site 4 - Queens Rd, Immingham (Eas	
	Channel: Northbound							
TIME PERIOD	Mon 27/09/2021	Tue 28/09/2021	Wed 29/09/2021	Thu 30/09/2021	Fri 01/10/2021	Sat 02/10/2021	Sun 03/10/2021	5-Day Av
Week Begin: 27-Sep-21								
00:00	30	6	12	6	11	10	4	13
01:00	33	4	12	6	13	11	6	14
02:00	30	12	9	14	12	20	4	15
03:00	42	25	28	18	23	21	10	27
04:00	129	71	46	57	30	26	15	67
05:00	461	266	238	264	219	134	103	290
06:00	477	317	270	291	239	88	63	319
07:00	685	443	411	383	367	70	25	458
08:00	407	295	264	315	257	76	41	308
09:00	157	206	176	184	181	53	27	181
10:00	187	144	138	132	173	60	31	155
11:00	174	185	148	191	142	46	27	168
12:00	180	169	157	105	132	44	25	149
13:00	191	191	177	172	176	35	28	181
14:00	152	149	169	165	132	18	35	153
15:00	129	134	143	178	109	29	19	139
16:00	131	94	110	95	94	34	33	105
17:00	111	112	115	107	85	54	40	106
18:00	92	80	70	61	43	45	36	69
19:00	18	22	25	22	13	19	13	20
20:00	27	29	23	25	14	21	20	24
21:00	43	38	40	27	31	14	13	36
22:00	33	33	23	12	33	7	19	27
23:00	4	18	8	12	14	3	14	11
12H,7-19	2596	2202	2078	2088	1891	564	367	2171
16H,6-22	3161	2608	2436	2453	2188	706	476	2569
18H,6-24	3198	2659	2467	2477	2235	716	509	2607
24H,0-24	3923	3043	2812	2842	2543	938	651	3033
Am	07:00	07:00	07:00	07:00	07:00	05:00	05:00	
Peak	685	443	411	383	367	134	103	
Pm	13:00	13:00	13:00	15:00	13:00	17:00	17:00	
Peak	191	191	177	178	176	54	40	

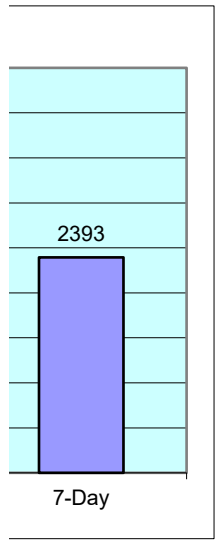
10722	IMMINGHAM	Site No: 10722004	Location	Site 4 - Queens Rd, Immingham (East)				
		Channel: Northbound						
TIME PERIOD	Mon	Tue	Wed	Thu	Fri	Sat	Sun	5-Day
	27/09/2021	28/09/2021	29/09/2021	30/09/2021	01/10/2021	02/10/2021	03/10/2021	Av



t Gate inbound)
**7-Day
Av**

11
12
14
24
53
241
249
341
236
141
124
130
116
139
117
106
84
89
61
19
23
29
23
10
1684
2004
2037
2393

t Gate inbound)
**7-Day
Av**



Classification Schemes

Scheme F Classification Scheme (Non-metric)

Scheme F is an attempt to implement the FWHA's visual classification scheme as an axle-based class scheme. This is one of several interpretations.

Class	Vehicle Type	No. of Axles	Axle spacing in feet			
			Axle 1 to 2	Axle 2 to 3	Axle 3 to 4	Axle 4 to 5
1	motorcycle	2	<6.0			
2	passenger car	2	6.0 - 10.0			
	car + 1 axle trailer	3	<10.0	10.0 - 18.0		
	car + 2 axle trailer	4	<10.0		<3.5	
3	pickup	2	10.0 - 15.0			
	pickup + 1 axle trailer	3	10.0 - 15.0	10.0 - 18.0		
	pickup + 2 axle trailer	4	10.0 - 15.0		<3.5	
	pickup + 3 axle trailer	5	9.9 - 15.0			<3.5
4	Traditional bus/coach	2	>20.0			
	Traditional bus/coach	3	>19.0			
5	single unit truck/bus - dual rear axle	2	14.9 - 20.0			<3.5
6	3 axle truck	3		<18.0		
7	4 axle truck	4				
8	2S1	3		>18.0		
	2S2	4		>5.0	>3.5	
	3S1	4		<5.0	>10.0	
9	3S2	5		<6.1		3.5 - 8.0
	5 axle combination	5				
10	6 axle combination	6			3.5 - 5.0	
	3S3	6				
11	2S1-2	5		>6.0		
12	3S1-2	6				
13	truck	7 or more				

gradient	stopping sight distance	bonnet adjusted SSD
%	m	m
0.0	15.2	17.6

10722 IMMINGHAM									
SEPTEMBER 2021									
Site	Location	Direction	Start Date	End Date	Posted Speed Limit (PSL)	Total Vehicles	5 Day Ave.	7 Day Ave.	Average 85%ile Speed
Site No: 10722044	Site 4 - Queens Rd, Immingham (East Gate outbound) 53.620320, -0.176395	Channel: Southbound	Mon 27-Sep-21	Sun 03-Oct-21	30	24084	4414	3441	27.3

10722		IMMINGHAM			Posted Speed Limit (PSL)	Average Mean Speed
SEPTEMBER 2021						
Site	Location	Direction	Start Date	End Date		
Site No: 10722044	Site 4 - Queens Rd, Immingham (East Gate outbound) 53.620320, -0.176395	Channel: Southbound	Mon 27-Sep-21	Sun 03-Oct-21	30	23.1

10722		IMMINGHAM				Site No: 10722044		Location Site 4 - Queens Rd, Immingham (East Gate outbound)							
Mon 27-Sep-21 to Sun 03-Oct-21						Channel: Southbound									
TIME PERIOD	TOTAL VEHICLES	MOTOR-CYCLES	CARS OR CAR-BASED LGV	LIGHT GOODS VEHICLES	BUSES	TWO AXLE, SIX TYRE, RIGID/BUSES	THREE AXLE RIGID	FOUR OR MORE AXLE RIGID	FOUR OR LESS AXLE ARTIC	FIVE AXLE ARTIC	SIX OR MORE AXLE ARTIC	FIVE OR LESS AXLE MULTI-TRAILER ARTIC	SIX AXLE MULTI-TRAILER ARTIC	SEVEN OR MORE AXLE ARTIC	
Mon 27-Sep-21															
00:00	38	1	33	0	0	0	1	3	0	0	0	0	0	0	0
01:00	26	0	20	0	0	0	0	3	0	0	2	1	0	0	0
02:00	67	0	57	1	0	0	0	3	0	0	4	2	0	0	0
03:00	72	0	50	3	0	1	3	3	0	0	7	5	0	0	0
04:00	76	0	39	3	0	0	5	3	0	0	21	5	0	0	0
05:00	262	5	186	5	0	0	8	7	3	0	35	13	0	0	0
06:00	494	1	363	18	0	0	29	8	4	1	54	16	0	0	0
07:00	448	1	283	24	1	0	35	9	7	1	67	20	0	0	0
08:00	462	3	309	35	1	1	19	12	6	3	60	13	0	0	0
09:00	321	1	217	44	1	1	11	4	6	0	29	7	0	0	0
10:00	266	0	177	40	0	2	15	3	5	1	17	6	0	0	0
11:00	287	1	202	34	0	1	12	4	1	0	27	5	0	0	0
12:00	287	2	209	26	1	2	12	4	1	1	26	3	0	0	0
13:00	323	1	221	42	1	1	11	3	2	2	33	6	0	0	0
14:00	332	1	214	47	2	1	20	1	3	0	34	9	0	0	0
15:00	278	3	200	30	1	0	12	2	3	1	20	6	0	0	0
16:00	530	7	457	28	0	0	8	3	0	1	18	8	0	0	0
17:00	407	6	357	20	0	0	8	2	1	0	8	5	0	0	0
18:00	217	5	182	13	1	2	0	2	0	1	6	5	0	0	0
19:00	133	0	113	5	0	0	2	4	0	0	8	1	0	0	0
20:00	54	1	50	1	0	0	1	1	0	0	0	0	0	0	0
21:00	22	0	21	1	0	0	0	0	0	0	0	0	0	0	0
22:00	41	0	37	2	0	0	0	2	0	0	0	0	0	0	0
23:00	28	0	26	0	0	0	1	0	0	0	1	0	0	0	0
12H,7-19	4158	31	3028	383	9	11	163	49	35	11	345	93	0	0	0
16H,6-22	4861	33	3575	408	9	11	195	62	39	12	407	110	0	0	0
18H,6-24	4930	33	3638	410	9	11	196	64	39	12	408	110	0	0	0
24H,0-24	5471	39	4023	422	9	12	213	86	42	12	477	136	0	0	0

10722		IMMINGHAM				Site No: 10722044		Location Site 4 - Queens Rd, Immingham (East Gate outbound)							
Mon 27-Sep-21 to Sun 03-Oct-21						Channel: Southbound									
TIME PERIOD	TOTAL VEHICLES	MOTOR-CYCLES	CARS OR CAR-BASED LGV	LIGHT GOODS VEHICLES	BUSES	TWO AXLE, SIX TYRE, RIGID/BUSES	THREE AXLE RIGID	FOUR OR MORE AXLE RIGID	FOUR OR LESS AXLE ARTIC	FIVE AXLE ARTIC	SIX OR MORE AXLE ARTIC	FIVE OR LESS AXLE MULTI-TRAILER ARTIC	SIX AXLE MULTI-TRAILER ARTIC	SEVEN OR MORE AXLE ARTIC	
Tue 28-Sep-21															
00:00	21	0	20	0	0	0	1	0	0	0	0	0	0	0	0
01:00	15	0	13	0	0	0	0	2	0	0	0	0	0	0	0
02:00	24	0	20	0	0	0	1	2	0	0	1	0	0	0	0
03:00	14	0	14	0	0	0	0	0	0	0	0	0	0	0	0
04:00	49	3	45	0	0	0	0	0	0	0	1	0	0	0	0
05:00	104	2	95	3	0	0	0	1	0	0	2	1	0	0	0
06:00	163	1	144	8	0	0	1	0	1	0	8	0	0	0	0
07:00	233	1	204	11	0	0	3	5	0	0	9	0	0	0	0
08:00	302	0	264	17	0	0	7	3	0	0	10	1	0	0	0
09:00	324	0	273	19	0	0	7	2	0	0	20	3	0	0	0
10:00	312	0	223	32	1	2	15	2	3	0	31	3	0	0	0
11:00	277	1	187	34	0	1	13	0	1	0	31	9	0	0	0
12:00	278	1	180	42	0	0	20	1	0	0	27	7	0	0	0
13:00	220	4	141	26	1	0	8	1	0	0	34	5	0	0	0
14:00	330	2	234	31	1	1	19	2	1	1	31	7	0	0	0
15:00	357	3	267	45	0	1	8	3	0	0	23	7	0	0	0
16:00	543	4	446	38	0	1	16	3	3	2	26	4	0	0	0
17:00	430	9	369	25	1	0	2	3	1	1	11	8	0	0	0
18:00	257	4	217	13	1	0	4	2	0	3	9	4	0	0	0
19:00	172	1	152	6	0	0	3	1	0	0	7	2	0	0	0
20:00	85	0	73	9	0	0	1	0	0	0	1	1	0	0	0
21:00	123	0	109	9	0	0	4	0	0	0	1	0	0	0	0
22:00	115	0	103	8	0	0	3	1	0	0	0	0	0	0	0
23:00	88	0	79	3	0	0	5	0	0	0	0	1	0	0	0
12H,7-19	3863	29	3005	333	5	6	122	27	9	7	262	58	0	0	0
16H,6-22	4406	31	3483	365	5	6	131	28	10	7	279	61	0	0	0
18H,6-24	4609	31	3665	376	5	6	139	29	10	7	279	62	0	0	0
24H,0-24	4836	36	3872	379	5	6	141	34	10	7	283	63	0	0	0

10722		IMMINGHAM			Site No: 10722044		Location Site 4 - Queens Rd, Immingham (East Gate outbound)								
Mon 27-Sep-21 to Sun 03-Oct-21					Channel: Southbound										
TIME PERIOD	TOTAL VEHICLES	MOTOR-CYCLES	CARS OR CAR-BASED LGV	LIGHT GOODS VEHICLES	BUSES	TWO AXLE, SIX TYRE, RIGID/BUSES	THREE AXLE RIGID	FOUR OR MORE AXLE RIGID	FOUR OR LESS AXLE ARTIC	FIVE AXLE ARTIC	SIX OR MORE AXLE ARTIC	FIVE OR LESS AXLE MULTI-TRAILER ARTIC	SIX AXLE MULTI-TRAILER ARTIC	SEVEN OR MORE AXLE ARTIC	
Wed 29-Sep-21															
00:00	67	0	62	0	0	0	4	0	0	0	1	0	0	0	
01:00	84	0	75	3	0	0	4	0	0	0	1	1	0	0	
02:00	63	0	57	2	0	0	4	0	0	0	0	0	0	0	
03:00	99	0	94	1	0	0	3	0	0	0	1	0	0	0	
04:00	92	2	80	3	0	0	5	1	0	0	1	0	0	0	
05:00	126	2	110	3	0	1	7	0	0	0	3	0	0	0	
06:00	163	1	142	8	0	0	0	4	0	0	7	1	0	0	
07:00	183	1	158	11	0	0	3	2	0	0	7	1	0	0	
08:00	284	0	246	13	0	0	12	4	0	1	7	1	0	0	
09:00	288	0	238	22	0	1	16	2	0	0	7	2	0	0	
10:00	225	0	159	32	0	2	4	3	3	0	16	6	0	0	
11:00	302	2	210	44	0	1	9	3	5	1	22	5	0	0	
12:00	241	0	177	33	1	1	8	3	0	0	14	4	0	0	
13:00	260	0	188	30	1	0	9	6	1	1	19	5	0	0	
14:00	305	5	223	38	0	0	10	3	2	0	20	4	0	0	
15:00	383	4	289	43	0	1	12	6	5	0	19	4	0	0	
16:00	617	5	546	27	0	1	14	5	0	2	14	3	0	0	
17:00	448	5	403	10	0	0	9	3	1	0	11	6	0	0	
18:00	191	3	165	5	0	0	6	2	0	1	9	0	0	0	
19:00	134	0	128	1	0	0	3	2	0	0	0	0	0	0	
20:00	105	1	97	1	0	0	3	2	0	0	0	1	0	0	
21:00	29	0	29	0	0	0	0	0	0	0	0	0	0	0	
22:00	42	1	39	0	0	0	1	1	0	0	0	0	0	0	
23:00	24	0	23	0	0	0	0	1	0	0	0	0	0	0	
12H,7-19	3727	25	3002	308	2	7	112	42	17	6	165	41	0	0	
16H,6-22	4158	27	3398	318	2	7	118	50	17	6	172	43	0	0	
18H,6-24	4224	28	3460	318	2	7	119	52	17	6	172	43	0	0	
24H,0-24	4755	32	3938	330	2	8	146	53	17	6	179	44	0	0	

10722		IMMINGHAM				Site No: 10722044		Location Site 4 - Queens Rd, Immingham (East Gate outbound)							
Mon 27-Sep-21 to Sun 03-Oct-21						Channel: Southbound									
TIME PERIOD	TOTAL VEHICLES	MOTOR-CYCLES	CARS OR CAR-BASED LGV	LIGHT GOODS VEHICLES	BUSES	TWO AXLE, SIX TYRE, RIGID/BUSES	THREE AXLE RIGID	FOUR OR MORE AXLE RIGID	FOUR OR LESS AXLE ARTIC	FIVE AXLE ARTIC	SIX OR MORE AXLE ARTIC	FIVE OR LESS AXLE MULTI-TRAILER ARTIC	SIX AXLE MULTI-TRAILER ARTIC	SEVEN OR MORE AXLE ARTIC	
Thu 30-Sep-21															
00:00	18	0	16	0	0	0	1	1	0	0	0	0	0	0	0
01:00	52	0	50	0	0	0	1	1	0	0	0	0	0	0	0
02:00	52	0	52	0	0	0	0	0	0	0	0	0	0	0	0
03:00	16	0	14	0	0	0	1	1	0	0	0	0	0	0	0
04:00	22	2	18	0	0	0	1	1	0	0	0	0	0	0	0
05:00	88	3	77	1	0	0	5	0	0	0	2	0	0	0	0
06:00	175	1	155	2	1	0	6	6	0	0	3	1	0	0	0
07:00	211	1	186	10	0	0	2	4	2	0	6	0	0	0	0
08:00	210	0	182	13	0	1	4	2	0	0	8	0	0	0	0
09:00	208	0	165	21	0	0	4	4	0	1	10	3	0	0	0
10:00	198	0	148	26	0	0	3	2	0	2	13	4	0	0	0
11:00	155	2	107	15	0	0	12	2	1	0	14	2	0	0	0
12:00	189	1	128	21	0	1	7	4	1	1	22	3	0	0	0
13:00	189	0	135	20	0	1	6	2	1	0	15	9	0	0	0
14:00	276	3	219	22	1	0	5	1	0	0	22	3	0	0	0
15:00	350	3	276	29	0	1	12	4	2	1	18	4	0	0	0
16:00	438	8	367	30	0	0	9	2	1	1	14	6	0	0	0
17:00	351	6	293	18	0	0	6	4	1	0	19	4	0	0	0
18:00	149	2	132	3	0	0	3	1	0	1	5	2	0	0	0
19:00	99	1	89	4	0	0	0	3	0	0	2	0	0	0	0
20:00	46	0	41	3	0	0	0	1	0	0	0	1	0	0	0
21:00	35	0	32	2	0	0	0	0	0	1	0	0	0	0	0
22:00	33	1	29	1	0	0	2	0	0	0	0	0	0	0	0
23:00	19	0	17	0	0	0	1	1	0	0	0	0	0	0	0
12H,7-19	2924	26	2338	228	1	4	73	32	9	7	166	40	0	0	0
16H,6-22	3279	28	2655	239	2	4	79	42	9	8	171	42	0	0	0
18H,6-24	3331	29	2701	240	2	4	82	43	9	8	171	42	0	0	0
24H,0-24	3579	34	2928	241	2	4	91	47	9	8	173	42	0	0	0

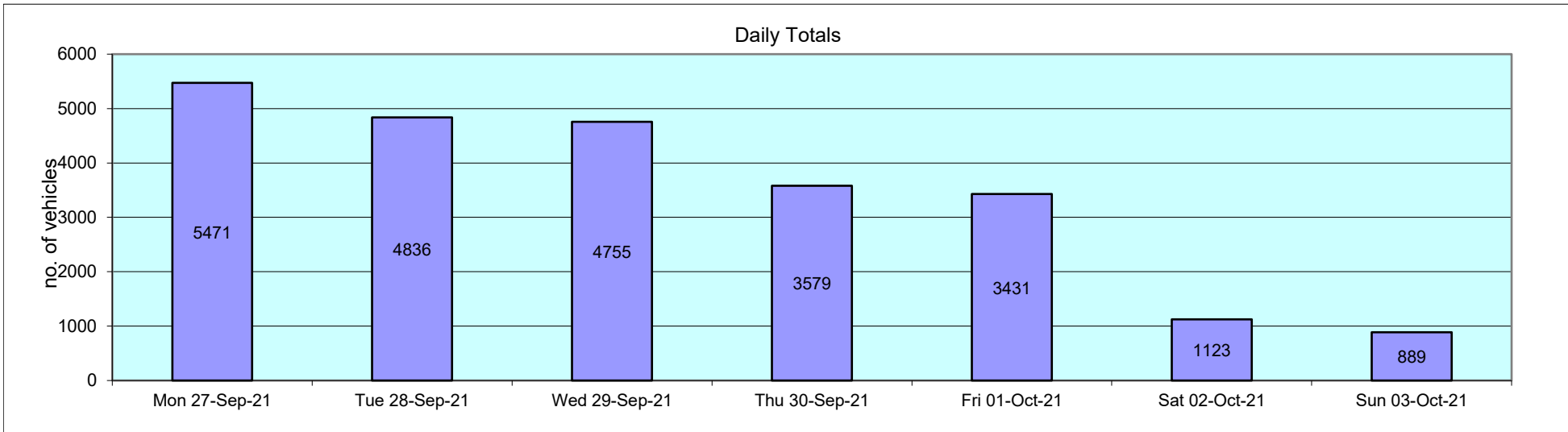
10722		IMMINGHAM			Site No: 10722044			Location Site 4 - Queens Rd, Immingham (East Gate outbound)							
Mon 27-Sep-21 to Sun 03-Oct-21					Channel: Southbound										
TIME PERIOD	TOTAL VEHICLES	MOTOR-CYCLES	CARS OR CAR-BASED LGV	LIGHT GOODS VEHICLES	BUSES	TWO AXLE, SIX TYRE, RIGID/BUSES	THREE AXLE RIGID	FOUR OR MORE AXLE RIGID	FOUR OR LESS AXLE ARTIC	FIVE AXLE ARTIC	SIX OR MORE AXLE ARTIC	FIVE OR LESS AXLE MULTI-TRAILER ARTIC	SIX AXLE MULTI-TRAILER ARTIC	SEVEN OR MORE AXLE ARTIC	
Fri 01-Oct-21															
00:00	61	0	61	0	0	0	0	0	0	0	0	0	0	0	0
01:00	19	0	16	0	0	0	1	1	0	0	0	1	0	0	0
02:00	22	0	21	0	0	0	1	0	0	0	0	0	0	0	0
03:00	26	0	21	1	1	0	0	2	0	0	1	0	0	0	0
04:00	35	1	28	2	0	0	2	1	0	0	1	0	0	0	0
05:00	51	2	43	1	0	0	3	1	0	0	1	0	0	0	0
06:00	126	4	111	4	0	0	0	1	0	0	6	0	0	0	0
07:00	172	0	127	15	0	0	2	6	0	1	18	3	0	0	0
08:00	216	0	152	29	0	2	7	7	2	0	13	4	0	0	0
09:00	253	0	177	40	0	1	3	3	0	1	23	5	0	0	0
10:00	238	0	169	28	0	1	10	2	2	2	18	6	0	0	0
11:00	219	2	154	25	0	1	9	2	0	0	25	1	0	0	0
12:00	257	3	163	40	2	3	13	3	1	0	20	9	0	0	0
13:00	243	1	159	37	1	1	8	6	5	0	17	8	0	0	0
14:00	233	5	150	28	0	0	6	4	1	0	30	8	1	0	0
15:00	305	3	250	23	1	2	8	2	3	0	13	0	0	0	0
16:00	360	1	325	12	0	0	0	4	1	1	13	3	0	0	0
17:00	250	4	226	8	0	0	6	1	1	0	3	1	0	0	0
18:00	137	2	125	1	1	0	5	1	0	1	1	0	0	0	0
19:00	86	3	81	0	0	0	2	0	0	0	0	0	0	0	0
20:00	42	0	37	1	0	0	3	0	0	0	1	0	0	0	0
21:00	24	1	23	0	0	0	0	0	0	0	0	0	0	0	0
22:00	48	0	45	0	0	0	1	2	0	0	0	0	0	0	0
23:00	8	0	8	0	0	0	0	0	0	0	0	0	0	0	0
12H,7-19	2883	21	2177	286	5	11	77	41	16	6	194	48	1	0	0
16H,6-22	3161	29	2429	291	5	11	82	42	16	6	201	48	1	0	0
18H,6-24	3217	29	2482	291	5	11	83	44	16	6	201	48	1	0	0
24H,0-24	3431	32	2672	295	6	11	90	49	16	6	204	49	1	0	0

10722		IMMINGHAM			Site No: 10722044		Location Site 4 - Queens Rd, Immingham (East Gate outbound)								
Mon 27-Sep-21 to Sun 03-Oct-21					Channel: Southbound										
TIME PERIOD	TOTAL VEHICLES	MOTOR-CYCLES	CARS OR CAR-BASED LGV	LIGHT GOODS VEHICLES	BUSES	TWO AXLE, SIX TYRE, RIGID/BUSES	THREE AXLE RIGID	FOUR OR MORE AXLE RIGID	FOUR OR LESS AXLE ARTIC	FIVE AXLE ARTIC	SIX OR MORE AXLE ARTIC	FIVE OR LESS AXLE MULTI-TRAILER ARTIC	SIX AXLE MULTI-TRAILER ARTIC	SEVEN OR MORE AXLE ARTIC	
Sat 02-Oct-21															
00:00	17	1	14	1	0	0	1	0	0	0	0	0	0	0	0
01:00	10	0	10	0	0	0	0	0	0	0	0	0	0	0	0
02:00	47	1	43	0	0	0	2	1	0	0	0	0	0	0	0
03:00	19	1	16	0	0	0	2	0	0	0	0	0	0	0	0
04:00	20	1	16	0	0	0	3	0	0	0	0	0	0	0	0
05:00	59	3	48	1	0	0	6	0	0	0	1	0	0	0	0
06:00	80	2	73	0	0	0	2	1	1	0	1	0	0	0	0
07:00	64	0	56	5	0	0	1	2	0	0	0	0	0	0	0
08:00	67	0	62	3	0	0	2	0	0	0	0	0	0	0	0
09:00	82	1	64	10	0	0	2	1	0	1	1	2	0	0	0
10:00	67	0	54	7	0	0	1	0	0	0	5	0	0	0	0
11:00	67	0	51	6	1	0	2	0	0	0	6	1	0	0	0
12:00	77	2	71	2	0	0	0	0	0	0	2	0	0	0	0
13:00	57	0	54	2	0	0	0	0	0	0	1	0	0	0	0
14:00	65	1	59	1	0	0	1	1	0	0	1	1	0	0	0
15:00	48	0	41	4	0	0	0	0	0	0	3	0	0	0	0
16:00	56	0	43	5	0	0	3	1	0	0	4	0	0	0	0
17:00	72	3	62	3	1	0	0	0	0	0	3	0	0	0	0
18:00	67	2	61	3	0	0	0	0	0	0	1	0	0	0	0
19:00	8	0	5	0	0	0	0	0	0	0	3	0	0	0	0
20:00	28	0	24	0	0	0	1	0	0	0	3	0	0	0	0
21:00	14	0	13	1	0	0	0	0	0	0	0	0	0	0	0
22:00	17	0	17	0	0	0	0	0	0	0	0	0	0	0	0
23:00	15	0	14	1	0	0	0	0	0	0	0	0	0	0	0
12H,7-19	789	9	678	51	2	0	12	5	0	1	27	4	0	0	0
16H,6-22	919	11	793	52	2	0	15	6	1	1	34	4	0	0	0
18H,6-24	951	11	824	53	2	0	15	6	1	1	34	4	0	0	0
24H,0-24	1123	18	971	55	2	0	29	7	1	1	35	4	0	0	0

10722		IMMINGHAM			Site No: 10722044		Location Site 4 - Queens Rd, Immingham (East Gate outbound)								
Mon 27-Sep-21 to Sun 03-Oct-21					Channel: Southbound										
TIME PERIOD	TOTAL VEHICLES	MOTOR-CYCLES	CARS OR CAR-BASED LGV	LIGHT GOODS VEHICLES	BUSES	TWO AXLE, SIX TYRE, RIGID/BUSES	THREE AXLE RIGID	FOUR OR MORE AXLE RIGID	FOUR OR LESS AXLE ARTIC	FIVE AXLE ARTIC	SIX OR MORE AXLE ARTIC	FIVE OR LESS AXLE MULTI-TRAILER ARTIC	SIX AXLE MULTI-TRAILER ARTIC	SEVEN OR MORE AXLE ARTIC	
Sun 03-Oct-21															
00:00	4	0	4	0	0	0	0	0	0	0	0	0	0	0	0
01:00	26	0	26	0	0	0	0	0	0	0	0	0	0	0	0
02:00	12	0	11	1	0	0	0	0	0	0	0	0	0	0	0
03:00	10	0	10	0	0	0	0	0	0	0	0	0	0	0	0
04:00	11	0	10	0	0	0	0	1	0	0	0	0	0	0	0
05:00	36	3	31	1	0	0	0	1	0	0	0	0	0	0	0
06:00	53	1	50	1	0	0	0	1	0	0	0	0	0	0	0
07:00	43	0	40	2	0	0	0	1	0	0	0	0	0	0	0
08:00	30	0	26	4	0	0	0	0	0	0	0	0	0	0	0
09:00	44	0	41	2	0	0	1	0	0	0	0	0	0	0	0
10:00	57	1	52	4	0	0	0	0	0	0	0	0	0	0	0
11:00	46	1	39	2	0	0	3	0	0	0	1	0	0	0	0
12:00	39	0	27	3	0	0	1	1	0	1	5	1	0	0	0
13:00	32	0	24	7	0	0	0	0	0	0	1	0	0	0	0
14:00	35	0	27	3	0	0	1	1	0	0	2	1	0	0	0
15:00	66	1	58	4	0	0	1	0	0	0	1	1	0	0	0
16:00	49	0	49	0	0	0	0	0	0	0	0	0	0	0	0
17:00	98	4	88	3	0	0	0	0	1	0	2	0	0	0	0
18:00	91	3	85	2	0	0	1	0	0	0	0	0	0	0	0
19:00	24	0	21	1	0	0	0	2	0	0	0	0	0	0	0
20:00	28	0	27	0	0	0	0	1	0	0	0	0	0	0	0
21:00	9	0	9	0	0	0	0	0	0	0	0	0	0	0	0
22:00	19	0	19	0	0	0	0	0	0	0	0	0	0	0	0
23:00	27	0	24	0	0	0	0	3	0	0	0	0	0	0	0
12H,7-19	630	10	556	36	0	0	8	3	1	1	12	3	0	0	0
16H,6-22	744	11	663	38	0	0	8	7	1	1	12	3	0	0	0
18H,6-24	790	11	706	38	0	0	8	10	1	1	12	3	0	0	0
24H,0-24	889	14	798	40	0	0	8	12	1	1	12	3	0	0	0

10722 IMMINGHAM Site No: 10722044 Location Site 4 - Queens Rd, Immingham (East Gate outbound)
 Mon 27-Sep-21 to Sun 03-Oct-21 Channel: Southbound

TIME PERIOD	TOTAL VEHICLES	MOTOR-CYCLES	CARS OR CAR-BASED LGV	LIGHT GOODS VEHICLES	BUSES	TWO AXLE, SIX TYRE, RIGID/BUSES	THREE AXLE RIGID	FOUR OR MORE AXLE RIGID	FOUR OR LESS AXLE ARTIC	FIVE AXLE ARTIC	SIX OR MORE AXLE ARTIC	FIVE OR LESS AXLE MULTI-TRAILER ARTIC	SIX AXLE MULTI-TRAILER ARTIC	SEVEN OR MORE AXLE ARTIC
Daily Totals														
Mon 27-Sep-21	5471	39	4023	422	9	12	213	86	42	12	477	136	0	0
Tue 28-Sep-21	4836	36	3872	379	5	6	141	34	10	7	283	63	0	0
Wed 29-Sep-21	4755	32	3938	330	2	8	146	53	17	6	179	44	0	0
Thu 30-Sep-21	3579	34	2928	241	2	4	91	47	9	8	173	42	0	0
Fri 01-Oct-21	3431	32	2672	295	6	11	90	49	16	6	204	49	1	0
Sat 02-Oct-21	1123	18	971	55	2	0	29	7	1	1	35	4	0	0
Sun 03-Oct-21	889	14	798	40	0	0	8	12	1	1	12	3	0	0
Total Vehicles														
[--]	24084	205	19202	1762	26	41	718	288	96	41	1363	341	1	0



10722		IMMINGHAM		Site No: 10722044		Location		Site 4 - Queens Rd, Immingham (East Gate outbound)			
Mon 27-Sep-21 to Sun 03-Oct-21				Channel: Southbound							
TIME PERIOD	TOTAL VEHICLES	MOTOR-CYCLES	MOTOR-CYCLES%	CARS	CARS %	LGV	LGV %	HGV	HGV %	BUS	BUS %
Mon 27-Sep-21											
00:00	38	1	2.6	33	86.8	0	0.0	4	10.5	0	0.0
01:00	26	0	0.0	20	76.9	0	0.0	6	23.1	0	0.0
02:00	67	0	0.0	57	85.1	1	1.5	9	13.4	0	0.0
03:00	72	0	0.0	50	69.4	3	4.2	19	26.4	0	0.0
04:00	76	0	0.0	39	51.3	3	4.0	34	44.7	0	0.0
05:00	262	5	1.9	186	71.0	5	1.9	66	25.2	0	0.0
06:00	494	1	0.2	363	73.5	18	3.6	112	22.7	0	0.0
07:00	448	1	0.2	283	63.2	24	5.4	139	31.0	1	0.2
08:00	462	3	0.7	309	66.9	35	7.6	114	24.7	1	0.2
09:00	321	1	0.3	217	67.6	44	13.7	58	18.1	1	0.3
10:00	266	0	0.0	177	66.5	40	15.0	49	18.4	0	0.0
11:00	287	1	0.4	202	70.4	34	11.9	50	17.4	0	0.0
12:00	287	2	0.7	209	72.8	26	9.1	49	17.1	1	0.4
13:00	323	1	0.3	221	68.4	42	13.0	58	18.0	1	0.3
14:00	332	1	0.3	214	64.5	47	14.2	68	20.5	2	0.6
15:00	278	3	1.1	200	71.9	30	10.8	44	15.8	1	0.4
16:00	530	7	1.3	457	86.2	28	5.3	38	7.2	0	0.0
17:00	407	6	1.5	357	87.7	20	4.9	24	5.9	0	0.0
18:00	217	5	2.3	182	83.9	13	6.0	16	7.4	1	0.5
19:00	133	0	0.0	113	85.0	5	3.8	15	11.3	0	0.0
20:00	54	1	1.9	50	92.6	1	1.9	2	3.7	0	0.0
21:00	22	0	0.0	21	95.5	1	4.6	0	0.0	0	0.0
22:00	41	0	0.0	37	90.2	2	4.9	2	4.9	0	0.0
23:00	28	0	0.0	26	92.9	0	0.0	2	7.1	0	0.0
12H,7-19	4158	31	0.8	3028	72.8	383	9.2	707	17.0	9	0.2
16H,6-22	4861	33	0.7	3575	73.5	408	8.4	836	17.2	9	0.2
18H,6-24	4930	33	0.7	3638	73.8	410	8.3	840	17.0	9	0.2
24H,0-24	5471	39	0.7	4023	73.5	422	7.7	978	17.9	9	0.2

10722 IMMINGHAM Site No: 10722044 Location Site 4 - Queens Rd, Immingham (East Gate outbound)
 Mon 27-Sep-21 to Sun 03-Oct-21 Channel: Southbound

TIME PERIOD	TOTAL VEHICLES	MOTOR-CYCLES	MOTOR-CYCLES%	CARS	CARS %	LGV	LGV %	HGV	HGV %	BUS	BUS %
Tue 28-Sep-21											
00:00	21	0	0.0	20	95.2	0	0.0	1	4.8	0	0.0
01:00	15	0	0.0	13	86.7	0	0.0	2	13.3	0	0.0
02:00	24	0	0.0	20	83.3	0	0.0	4	16.7	0	0.0
03:00	14	0	0.0	14	100.0	0	0.0	0	0.0	0	0.0
04:00	49	3	6.1	45	91.8	0	0.0	1	2.0	0	0.0
05:00	104	2	1.9	95	91.4	3	2.9	4	3.9	0	0.0
06:00	163	1	0.6	144	88.3	8	4.9	10	6.1	0	0.0
07:00	233	1	0.4	204	87.6	11	4.7	17	7.3	0	0.0
08:00	302	0	0.0	264	87.4	17	5.6	21	7.0	0	0.0
09:00	324	0	0.0	273	84.3	19	5.9	32	9.9	0	0.0
10:00	312	0	0.0	223	71.5	32	10.3	56	18.0	1	0.3
11:00	277	1	0.4	187	67.5	34	12.3	55	19.9	0	0.0
12:00	278	1	0.4	180	64.8	42	15.1	55	19.8	0	0.0
13:00	220	4	1.8	141	64.1	26	11.8	48	21.8	1	0.5
14:00	330	2	0.6	234	70.9	31	9.4	62	18.8	1	0.3
15:00	357	3	0.8	267	74.8	45	12.6	42	11.8	0	0.0
16:00	543	4	0.7	446	82.1	38	7.0	55	10.1	0	0.0
17:00	430	9	2.1	369	85.8	25	5.8	26	6.1	1	0.2
18:00	257	4	1.6	217	84.4	13	5.1	22	8.6	1	0.4
19:00	172	1	0.6	152	88.4	6	3.5	13	7.6	0	0.0
20:00	85	0	0.0	73	85.9	9	10.6	3	3.5	0	0.0
21:00	123	0	0.0	109	88.6	9	7.3	5	4.1	0	0.0
22:00	115	0	0.0	103	89.6	8	7.0	4	3.5	0	0.0
23:00	88	0	0.0	79	89.8	3	3.4	6	6.8	0	0.0
12H,7-19	3863	29	0.8	3005	77.8	333	8.6	491	12.7	5	0.1
16H,6-22	4406	31	0.7	3483	79.1	365	8.3	522	11.9	5	0.1
18H,6-24	4609	31	0.7	3665	79.5	376	8.2	532	11.5	5	0.1
24H,0-24	4836	36	0.7	3872	80.1	379	7.8	544	11.3	5	0.1

10722		IMMINGHAM		Site No: 10722044		Location		Site 4 - Queens Rd, Immingham (East Gate outbound)			
Mon 27-Sep-21 to Sun 03-Oct-21				Channel: Southbound							
TIME PERIOD	TOTAL VEHICLES	MOTOR-CYCLES	MOTOR-CYCLES%	CARS	CARS %	LGV	LGV %	HGV	HGV %	BUS	BUS %
Wed 29-Sep-21											
00:00	67	0	0.0	62	92.5	0	0.0	5	7.5	0	0.0
01:00	84	0	0.0	75	89.3	3	3.6	6	7.1	0	0.0
02:00	63	0	0.0	57	90.5	2	3.2	4	6.4	0	0.0
03:00	99	0	0.0	94	95.0	1	1.0	4	4.0	0	0.0
04:00	92	2	2.2	80	87.0	3	3.3	7	7.6	0	0.0
05:00	126	2	1.6	110	87.3	3	2.4	11	8.7	0	0.0
06:00	163	1	0.6	142	87.1	8	4.9	12	7.4	0	0.0
07:00	183	1	0.6	158	86.3	11	6.0	13	7.1	0	0.0
08:00	284	0	0.0	246	86.6	13	4.6	25	8.8	0	0.0
09:00	288	0	0.0	238	82.6	22	7.6	28	9.7	0	0.0
10:00	225	0	0.0	159	70.7	32	14.2	34	15.1	0	0.0
11:00	302	2	0.7	210	69.5	44	14.6	46	15.2	0	0.0
12:00	241	0	0.0	177	73.4	33	13.7	30	12.5	1	0.4
13:00	260	0	0.0	188	72.3	30	11.5	41	15.8	1	0.4
14:00	305	5	1.6	223	73.1	38	12.5	39	12.8	0	0.0
15:00	383	4	1.0	289	75.5	43	11.2	47	12.3	0	0.0
16:00	617	5	0.8	546	88.5	27	4.4	39	6.3	0	0.0
17:00	448	5	1.1	403	90.0	10	2.2	30	6.7	0	0.0
18:00	191	3	1.6	165	86.4	5	2.6	18	9.4	0	0.0
19:00	134	0	0.0	128	95.5	1	0.8	5	3.7	0	0.0
20:00	105	1	1.0	97	92.4	1	1.0	6	5.7	0	0.0
21:00	29	0	0.0	29	100.0	0	0.0	0	0.0	0	0.0
22:00	42	1	2.4	39	92.9	0	0.0	2	4.8	0	0.0
23:00	24	0	0.0	23	95.8	0	0.0	1	4.2	0	0.0
12H,7-19	3727	25	0.7	3002	80.6	308	8.3	390	10.5	2	0.1
16H,6-22	4158	27	0.7	3398	81.7	318	7.7	413	9.9	2	0.1
18H,6-24	4224	28	0.7	3460	81.9	318	7.5	416	9.9	2	0.1
24H,0-24	4755	32	0.7	3938	82.8	330	6.9	453	9.5	2	0.0

10722		IMMINGHAM		Site No: 10722044		Location		Site 4 - Queens Rd, Immingham (East Gate outbound)			
Mon 27-Sep-21 to Sun 03-Oct-21				Channel: Southbound							
TIME PERIOD	TOTAL VEHICLES	MOTOR-CYCLES	MOTOR-CYCLES%	CARS	CARS %	LGV	LGV %	HGV	HGV %	BUS	BUS %
Thu 30-Sep-21											
00:00	18	0	0.0	16	88.9	0	0.0	2	11.1	0	0.0
01:00	52	0	0.0	50	96.2	0	0.0	2	3.9	0	0.0
02:00	52	0	0.0	52	100.0	0	0.0	0	0.0	0	0.0
03:00	16	0	0.0	14	87.5	0	0.0	2	12.5	0	0.0
04:00	22	2	9.1	18	81.8	0	0.0	2	9.1	0	0.0
05:00	88	3	3.4	77	87.5	1	1.1	7	8.0	0	0.0
06:00	175	1	0.6	155	88.6	2	1.1	16	9.1	1	0.6
07:00	211	1	0.5	186	88.2	10	4.7	14	6.6	0	0.0
08:00	210	0	0.0	182	86.7	13	6.2	15	7.1	0	0.0
09:00	208	0	0.0	165	79.3	21	10.1	22	10.6	0	0.0
10:00	198	0	0.0	148	74.8	26	13.1	24	12.1	0	0.0
11:00	155	2	1.3	107	69.0	15	9.7	31	20.0	0	0.0
12:00	189	1	0.5	128	67.7	21	11.1	39	20.6	0	0.0
13:00	189	0	0.0	135	71.4	20	10.6	34	18.0	0	0.0
14:00	276	3	1.1	219	79.4	22	8.0	31	11.2	1	0.4
15:00	350	3	0.9	276	78.9	29	8.3	42	12.0	0	0.0
16:00	438	8	1.8	367	83.8	30	6.9	33	7.5	0	0.0
17:00	351	6	1.7	293	83.5	18	5.1	34	9.7	0	0.0
18:00	149	2	1.3	132	88.6	3	2.0	12	8.1	0	0.0
19:00	99	1	1.0	89	89.9	4	4.0	5	5.1	0	0.0
20:00	46	0	0.0	41	89.1	3	6.5	2	4.4	0	0.0
21:00	35	0	0.0	32	91.4	2	5.7	1	2.9	0	0.0
22:00	33	1	3.0	29	87.9	1	3.0	2	6.1	0	0.0
23:00	19	0	0.0	17	89.5	0	0.0	2	10.5	0	0.0
12H,7-19	2924	26	0.9	2338	80.0	228	7.8	331	11.3	1	0.0
16H,6-22	3279	28	0.9	2655	81.0	239	7.3	355	10.8	2	0.1
18H,6-24	3331	29	0.9	2701	81.1	240	7.2	359	10.8	2	0.1
24H,0-24	3579	34	1.0	2928	81.8	241	6.7	374	10.5	2	0.1

10722		IMMINGHAM		Site No: 10722044		Location		Site 4 - Queens Rd, Immingham (East Gate outbound)			
Mon 27-Sep-21 to Sun 03-Oct-21				Channel: Southbound							
TIME PERIOD	TOTAL VEHICLES	MOTOR-CYCLES	MOTOR-CYCLES%	CARS	CARS %	LGV	LGV %	HGV	HGV %	BUS	BUS %
Fri 01-Oct-21											
00:00	61	0	0.0	61	100.0	0	0.0	0	0.0	0	0.0
01:00	19	0	0.0	16	84.2	0	0.0	3	15.8	0	0.0
02:00	22	0	0.0	21	95.5	0	0.0	1	4.6	0	0.0
03:00	26	0	0.0	21	80.8	1	3.9	3	11.5	1	3.9
04:00	35	1	2.9	28	80.0	2	5.7	4	11.4	0	0.0
05:00	51	2	3.9	43	84.3	1	2.0	5	9.8	0	0.0
06:00	126	4	3.2	111	88.1	4	3.2	7	5.6	0	0.0
07:00	172	0	0.0	127	73.8	15	8.7	30	17.4	0	0.0
08:00	216	0	0.0	152	70.4	29	13.4	35	16.2	0	0.0
09:00	253	0	0.0	177	70.0	40	15.8	36	14.2	0	0.0
10:00	238	0	0.0	169	71.0	28	11.8	41	17.2	0	0.0
11:00	219	2	0.9	154	70.3	25	11.4	38	17.4	0	0.0
12:00	257	3	1.2	163	63.4	40	15.6	49	19.1	2	0.8
13:00	243	1	0.4	159	65.4	37	15.2	45	18.5	1	0.4
14:00	233	5	2.2	150	64.4	28	12.0	50	21.5	0	0.0
15:00	305	3	1.0	250	82.0	23	7.5	28	9.2	1	0.3
16:00	360	1	0.3	325	90.3	12	3.3	22	6.1	0	0.0
17:00	250	4	1.6	226	90.4	8	3.2	12	4.8	0	0.0
18:00	137	2	1.5	125	91.2	1	0.7	8	5.8	1	0.7
19:00	86	3	3.5	81	94.2	0	0.0	2	2.3	0	0.0
20:00	42	0	0.0	37	88.1	1	2.4	4	9.5	0	0.0
21:00	24	1	4.2	23	95.8	0	0.0	0	0.0	0	0.0
22:00	48	0	0.0	45	93.8	0	0.0	3	6.3	0	0.0
23:00	8	0	0.0	8	100.0	0	0.0	0	0.0	0	0.0
12H,7-19	2883	21	0.7	2177	75.5	286	9.9	394	13.7	5	0.2
16H,6-22	3161	29	0.9	2429	76.8	291	9.2	407	12.9	5	0.2
18H,6-24	3217	29	0.9	2482	77.2	291	9.1	410	12.7	5	0.2
24H,0-24	3431	32	0.9	2672	77.9	295	8.6	426	12.4	6	0.2

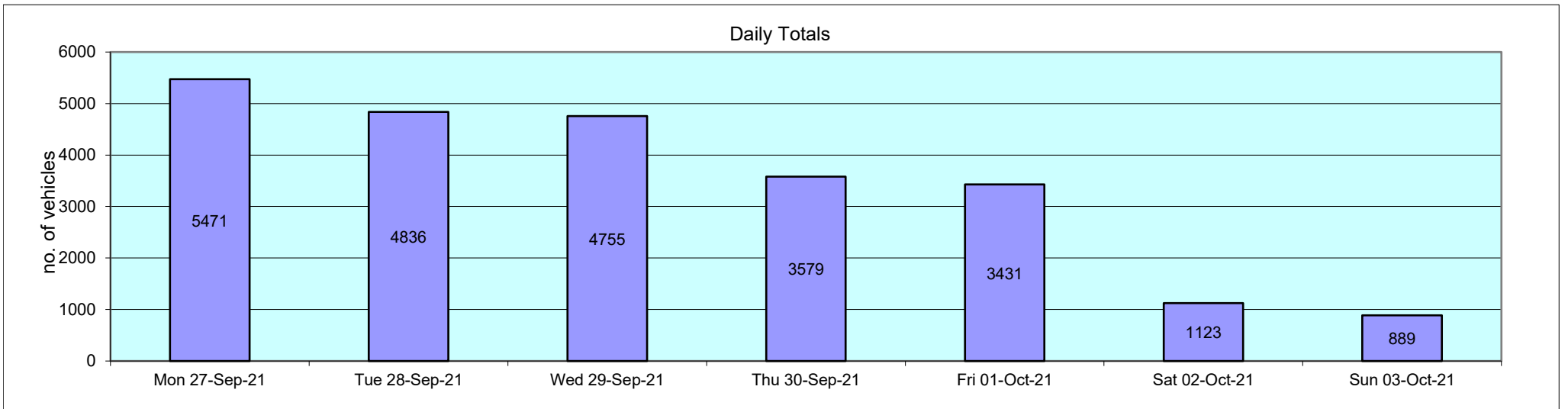
10722 IMMINGHAM Site No: 10722044 Location Site 4 - Queens Rd, Immingham (East Gate outbound)
 Mon 27-Sep-21 to Sun 03-Oct-21 Channel: Southbound

TIME PERIOD	TOTAL VEHICLES	MOTOR-CYCLES	MOTOR-CYCLES%	CARS	CARS %	LGV	LGV %	HGV	HGV %	BUS	BUS %
Sat 02-Oct-21											
00:00	17	1	5.9	14	82.4	1	5.9	1	5.9	0	0.0
01:00	10	0	0.0	10	100.0	0	0.0	0	0.0	0	0.0
02:00	47	1	2.1	43	91.5	0	0.0	3	6.4	0	0.0
03:00	19	1	5.3	16	84.2	0	0.0	2	10.5	0	0.0
04:00	20	1	5.0	16	80.0	0	0.0	3	15.0	0	0.0
05:00	59	3	5.1	48	81.4	1	1.7	7	11.9	0	0.0
06:00	80	2	2.5	73	91.3	0	0.0	5	6.3	0	0.0
07:00	64	0	0.0	56	87.5	5	7.8	3	4.7	0	0.0
08:00	67	0	0.0	62	92.5	3	4.5	2	3.0	0	0.0
09:00	82	1	1.2	64	78.1	10	12.2	7	8.5	0	0.0
10:00	67	0	0.0	54	80.6	7	10.5	6	9.0	0	0.0
11:00	67	0	0.0	51	76.1	6	9.0	9	13.4	1	1.5
12:00	77	2	2.6	71	92.2	2	2.6	2	2.6	0	0.0
13:00	57	0	0.0	54	94.7	2	3.5	1	1.8	0	0.0
14:00	65	1	1.5	59	90.8	1	1.5	4	6.2	0	0.0
15:00	48	0	0.0	41	85.4	4	8.3	3	6.3	0	0.0
16:00	56	0	0.0	43	76.8	5	8.9	8	14.3	0	0.0
17:00	72	3	4.2	62	86.1	3	4.2	3	4.2	1	1.4
18:00	67	2	3.0	61	91.0	3	4.5	1	1.5	0	0.0
19:00	8	0	0.0	5	62.5	0	0.0	3	37.5	0	0.0
20:00	28	0	0.0	24	85.7	0	0.0	4	14.3	0	0.0
21:00	14	0	0.0	13	92.9	1	7.1	0	0.0	0	0.0
22:00	17	0	0.0	17	100.0	0	0.0	0	0.0	0	0.0
23:00	15	0	0.0	14	93.3	1	6.7	0	0.0	0	0.0
12H,7-19	789	9	1.1	678	85.9	51	6.5	49	6.2	2	0.3
16H,6-22	919	11	1.2	793	86.3	52	5.7	61	6.6	2	0.2
18H,6-24	951	11	1.2	824	86.7	53	5.6	61	6.4	2	0.2
24H,0-24	1123	18	1.6	971	86.5	55	4.9	77	6.9	2	0.2

10722		IMMINGHAM		Site No: 10722044		Location		Site 4 - Queens Rd, Immingham (East Gate outbound)			
Mon 27-Sep-21 to Sun 03-Oct-21				Channel: Southbound							
TIME PERIOD	TOTAL VEHICLES	MOTOR-CYCLES	MOTOR-CYCLES%	CARS	CARS %	LGV	LGV %	HGV	HGV %	BUS	BUS %
Sun 03-Oct-21											
00:00	4	0	0.0	4	100.0	0	0.0	0	0.0	0	0.0
01:00	26	0	0.0	26	100.0	0	0.0	0	0.0	0	0.0
02:00	12	0	0.0	11	91.7	1	8.3	0	0.0	0	0.0
03:00	10	0	0.0	10	100.0	0	0.0	0	0.0	0	0.0
04:00	11	0	0.0	10	90.9	0	0.0	1	9.1	0	0.0
05:00	36	3	8.3	31	86.1	1	2.8	1	2.8	0	0.0
06:00	53	1	1.9	50	94.3	1	1.9	1	1.9	0	0.0
07:00	43	0	0.0	40	93.0	2	4.7	1	2.3	0	0.0
08:00	30	0	0.0	26	86.7	4	13.3	0	0.0	0	0.0
09:00	44	0	0.0	41	93.2	2	4.6	1	2.3	0	0.0
10:00	57	1	1.8	52	91.2	4	7.0	0	0.0	0	0.0
11:00	46	1	2.2	39	84.8	2	4.4	4	8.7	0	0.0
12:00	39	0	0.0	27	69.2	3	7.7	9	23.1	0	0.0
13:00	32	0	0.0	24	75.0	7	21.9	1	3.1	0	0.0
14:00	35	0	0.0	27	77.1	3	8.6	5	14.3	0	0.0
15:00	66	1	1.5	58	87.9	4	6.1	3	4.6	0	0.0
16:00	49	0	0.0	49	100.0	0	0.0	0	0.0	0	0.0
17:00	98	4	4.1	88	89.8	3	3.1	3	3.1	0	0.0
18:00	91	3	3.3	85	93.4	2	2.2	1	1.1	0	0.0
19:00	24	0	0.0	21	87.5	1	4.2	2	8.3	0	0.0
20:00	28	0	0.0	27	96.4	0	0.0	1	3.6	0	0.0
21:00	9	0	0.0	9	100.0	0	0.0	0	0.0	0	0.0
22:00	19	0	0.0	19	100.0	0	0.0	0	0.0	0	0.0
23:00	27	0	0.0	24	88.9	0	0.0	3	11.1	0	0.0
12H,7-19	630	10	1.6	556	88.3	36	5.7	28	4.4	0	0.0
16H,6-22	744	11	1.5	663	89.1	38	5.1	32	4.3	0	0.0
18H,6-24	790	11	1.4	706	89.4	38	4.8	35	4.4	0	0.0
24H,0-24	889	14	1.6	798	89.8	40	4.5	37	4.2	0	0.0

10722 IMMINGHAM Site No: 10722044 Location Site 4 - Queens Rd, Immingham (East Gate outbound)
 Mon 27-Sep-21 to Sun 03-Oct-21 Channel: Southbound

TIME PERIOD	TOTAL VEHICLES	MOTOR-CYCLES	MOTOR-CYCLES%	CARS	CARS %	LGV	LGV %	HGV	HGV %	BUS	BUS %
Daily Totals											
Mon 27-Sep-21	5471	39	0.7	4023	73.5	422	7.7	978	17.9	9	0.2
Tue 28-Sep-21	4836	36	0.7	3872	80.1	379	7.8	544	11.3	5	0.1
Wed 29-Sep-21	4755	32	0.7	3938	82.8	330	6.9	453	9.5	2	0.0
Thu 30-Sep-21	3579	34	1.0	2928	81.8	241	6.7	374	10.5	2	0.1
Fri 01-Oct-21	3431	32	0.9	2672	77.9	295	8.6	426	12.4	6	0.2
Sat 02-Oct-21	1123	18	1.6	971	86.5	55	4.9	77	6.9	2	0.2
Sun 03-Oct-21	889	14	1.6	798	89.8	40	4.5	37	4.2	0	0.0
Total Vehicles											
[--]	24084	205	1.0	19202	81.8	1762	6.7	2889	10.4	26	0.1



10722 IMMINGHAM Site No: 10722044 Location Site 4 - Queens Rd, Immingham (East Gate outbound)
 Mon 27-Sep-21 to Sun 03-Oct-21 Channel: Southbound

Time Period	Total Vehicles	85%ile Speed	Mean Speed	Stand Dev.	<6Mph	6-<11	11-<16	16-<21	21-<26	26-<31	31-<36	36-<41	41-<46	46-<51	51-<56
Mon 27-Sep-21															
00:00	38	25.5	20.3	5.6	0	1	7	13	12	4	1	0	0	0	0
01:00	26	24.8	19.8	4.8	0	0	5	12	6	3	0	0	0	0	0
02:00	67	27	23.4	3.8	0	0	1	13	40	12	1	0	0	0	0
03:00	72	24.5	20.1	4.3	0	1	8	34	25	4	0	0	0	0	0
04:00	76	27.6	22.4	4.8	0	0	3	29	28	13	3	0	0	0	0
05:00	262	25.5	21.8	4.1	0	0	12	98	124	26	1	1	0	0	0
06:00	494	24.9	20.6	4.3	1	4	54	194	216	22	3	0	0	0	0
07:00	448	24	19.5	4	0	4	66	219	151	8	0	0	0	0	0
08:00	462	24.4	20.2	3.9	0	0	41	254	142	23	2	0	0	0	0
09:00	321	25	20.7	4.2	0	0	32	140	125	23	1	0	0	0	0
10:00	266	26.6	21.8	4.9	0	3	20	94	103	44	1	0	1	0	0
11:00	287	25.2	21.2	4.3	0	0	29	100	135	21	2	0	0	0	0
12:00	287	26.5	22.3	4.7	0	1	25	70	143	42	6	0	0	0	0
13:00	323	25.9	21.9	4.6	0	0	26	107	144	38	8	0	0	0	0
14:00	332	25.6	21.5	4.8	0	4	26	117	146	33	3	3	0	0	0
15:00	278	26.2	22.3	4.8	0	1	22	71	140	37	5	1	1	0	0
16:00	530	28.8	23.9	4.6	0	0	12	110	268	108	29	2	1	0	0
17:00	407	29.9	24.5	5	0	1	6	79	187	94	35	5	0	0	0
18:00	217	29.9	25.1	4.8	0	0	4	24	115	53	16	5	0	0	0
19:00	133	29	24.3	4.6	0	0	5	19	67	36	5	1	0	0	0
20:00	54	33.3	25	6.9	0	0	4	10	23	2	14	0	1	0	0
21:00	22	25	21.9	3.5	0	0	1	6	14	1	0	0	0	0	0
22:00	41	25.8	21.9	5.4	0	0	2	19	14	3	2	1	0	0	0
23:00	28	24.8	20.6	4.2	0	0	3	12	11	2	0	0	0	0	0
12H,7-19	4158	26.3	22	4.8	0	14	309	1385	1799	524	108	16	3	0	0
16H,6-22	4861	26.1	22	4.8	1	18	373	1614	2119	585	130	17	4	0	0
18H,6-24	4930	26	21.9	4.8	1	18	378	1645	2144	590	132	18	4	0	0
24H,0-24	5471	26	21.9	4.8	1	20	414	1844	2379	652	138	19	4	0	0

10722 IMMINGHAM Site No: 10722044 Location Site 4 - Queens Rd, Immingham (East Gate outbound)
 Mon 27-Sep-21 to Sun 03-Oct-21 Channel: Southbound

Time Period	Total Vehicles	85%ile Speed	Mean Speed	Stand Dev.	<6Mph	6-<11	11-<16	16-<21	21-<26	26-<31	31-<36	36-<41	41-<46	46-<51	51-<56
Tue 28-Sep-21															
00:00	21	24.7	21.4	3.3	0	0	0	10	10	1	0	0	0	0	0
01:00	15	20.7	18.5	3	0	0	2	11	2	0	0	0	0	0	0
02:00	24	23.8	18.9	4.6	0	0	7	9	7	1	0	0	0	0	0
03:00	14	29.7	25.3	4.9	0	0	0	3	4	6	1	0	0	0	0
04:00	49	25.2	23.1	2.5	0	0	1	3	44	1	0	0	0	0	0
05:00	104	28.5	24.2	4.1	0	0	0	19	57	24	3	1	0	0	0
06:00	163	26	23.6	3.2	0	0	0	24	115	22	2	0	0	0	0
07:00	233	25.5	23	3	0	0	1	42	172	17	1	0	0	0	0
08:00	302	26.4	23.7	3.6	0	0	0	47	206	39	9	1	0	0	0
09:00	324	27.1	23.8	3.4	0	0	2	42	219	56	5	0	0	0	0
10:00	312	25.7	21.8	4.2	0	0	17	115	141	36	3	0	0	0	0
11:00	277	25.4	21.7	4.3	0	2	15	96	139	21	3	1	0	0	0
12:00	278	25.8	21.3	4.9	0	4	27	103	106	32	6	0	0	0	0
13:00	220	25.8	21.9	4.5	0	0	19	65	107	25	4	0	0	0	0
14:00	330	25.4	21.3	4.2	0	0	26	128	144	30	2	0	0	0	0
15:00	357	25.9	21.6	5.3	0	4	30	134	138	35	12	3	1	0	0
16:00	543	26.5	22.8	4.2	0	0	16	149	289	75	14	0	0	0	0
17:00	430	28.1	23.9	4.4	0	1	7	75	247	82	12	5	1	0	0
18:00	257	25.4	21.4	4.6	0	2	27	78	125	21	4	0	0	0	0
19:00	172	25.9	22.6	4.2	0	1	8	40	97	24	2	0	0	0	0
20:00	85	24.1	20.1	3.9	0	0	5	55	19	5	1	0	0	0	0
21:00	123	25.8	22.9	3.7	0	0	2	28	77	14	2	0	0	0	0
22:00	115	28.8	24.6	3.7	0	0	1	12	65	35	2	0	0	0	0
23:00	88	29.1	25	3.6	0	0	0	10	42	36	0	0	0	0	0
12H,7-19	3863	25.9	22.4	4.4	0	13	187	1074	2033	469	75	10	2	0	0
16H,6-22	4406	25.9	22.4	4.3	0	14	202	1221	2341	534	82	10	2	0	0
18H,6-24	4609	26.1	22.5	4.3	0	14	203	1243	2448	605	84	10	2	0	0
24H,0-24	4836	26.1	22.6	4.3	0	14	213	1298	2572	638	88	11	2	0	0

10722 IMMINGHAM Site No: 10722044 Location Site 4 - Queens Rd, Immingham (East Gate outbound)
 Mon 27-Sep-21 to Sun 03-Oct-21 Channel: Southbound

Time Period	Total Vehicles	85%ile Speed	Mean Speed	Stand Dev.	<6Mph	6-<11	11-<16	16-<21	21-<26	26-<31	31-<36	36-<41	41-<46	46-<51	51-<56
Wed 29-Sep-21															
00:00	67	27	22.6	4.2	0	0	1	24	29	12	1	0	0	0	0
01:00	84	25.3	23	2.6	0	0	0	12	68	4	0	0	0	0	0
02:00	63	24.5	20.4	3.8	0	0	6	29	26	2	0	0	0	0	0
03:00	99	25.3	22.6	3	0	0	2	18	74	5	0	0	0	0	0
04:00	92	26.9	23.3	4	0	0	2	19	54	15	2	0	0	0	0
05:00	126	25.6	23	3.1	0	0	0	26	87	13	0	0	0	0	0
06:00	163	26	23	4	0	0	3	40	95	21	3	1	0	0	0
07:00	183	25.7	22.9	3.5	0	0	2	43	116	20	2	0	0	0	0
08:00	284	25.4	22.2	3.5	0	0	5	91	164	23	1	0	0	0	0
09:00	288	27.5	24.2	4.1	0	0	6	22	203	45	10	0	1	1	0
10:00	225	27.9	23.5	4.1	0	0	6	43	124	47	5	0	0	0	0
11:00	302	26.3	22.3	4.6	0	1	14	101	138	42	4	1	1	0	0
12:00	241	27	22.6	4.7	0	2	9	72	114	36	7	1	0	0	0
13:00	260	25.4	21.6	4.4	0	4	17	78	138	19	4	0	0	0	0
14:00	305	25.8	21.9	4.4	0	1	20	99	146	35	3	1	0	0	0
15:00	383	26.5	22.6	4.4	0	1	18	99	202	56	5	2	0	0	0
16:00	617	28.2	23.6	4.4	0	0	17	123	338	105	34	0	0	0	0
17:00	448	28.5	24.1	4.2	0	0	11	63	256	102	14	2	0	0	0
18:00	191	29.1	24.6	4.2	0	0	5	21	97	62	6	0	0	0	0
19:00	134	29.7	24.5	5.2	0	1	3	29	46	46	8	1	0	0	0
20:00	105	28.7	24.6	4	0	0	2	8	63	29	2	1	0	0	0
21:00	29	29.3	22.5	6.5	0	2	0	13	2	11	1	0	0	0	0
22:00	42	23.7	19.7	5	0	0	6	26	6	3	0	1	0	0	0
23:00	24	20.1	18.3	1.8	0	0	1	23	0	0	0	0	0	0	0
12H,7-19	3727	27.2	23.1	4.4	0	9	130	855	2036	592	95	7	2	1	0
16H,6-22	4158	27.4	23.1	4.4	0	12	138	945	2242	699	109	10	2	1	0
18H,6-24	4224	27.4	23.1	4.4	0	12	145	994	2248	702	109	11	2	1	0
24H,0-24	4755	27.1	23	4.3	0	12	156	1122	2586	753	112	11	2	1	0

10722 IMMINGHAM Site No: 10722044 Location Site 4 - Queens Rd, Immingham (East Gate outbound)
 Mon 27-Sep-21 to Sun 03-Oct-21 Channel: Southbound

Time Period	Total Vehicles	85%ile Speed	Mean Speed	Stand Dev.	<6Mph	6-<11	11-<16	16-<21	21-<26	26-<31	31-<36	36-<41	41-<46	46-<51	51-<56
Thu 30-Sep-21															
00:00	18	33.3	25.4	7.4	0	0	2	3	5	3	4	1	0	0	0
01:00	52	25.8	19.4	5.9	0	0	22	7	15	8	0	0	0	0	0
02:00	52	28.6	22.3	5	0	0	2	25	8	17	0	0	0	0	0
03:00	16	20	17.9	2.2	0	0	2	14	0	0	0	0	0	0	0
04:00	22	26.5	20.8	7	0	0	6	7	5	2	1	1	0	0	0
05:00	88	26.4	23	3.8	0	0	2	20	51	15	0	0	0	0	0
06:00	175	25.7	22.5	3.6	0	0	1	56	97	20	1	0	0	0	0
07:00	211	25.7	23.5	2.9	0	0	1	22	165	22	1	0	0	0	0
08:00	210	25.9	22.9	3.7	0	0	4	49	127	28	2	0	0	0	0
09:00	208	25.6	22.7	3.4	0	0	2	51	135	19	1	0	0	0	0
10:00	198	25	20.2	4.5	0	0	30	92	57	18	1	0	0	0	0
11:00	155	24.7	20.6	4	0	1	9	80	56	8	1	0	0	0	0
12:00	189	25.3	21.2	4.1	0	1	11	78	82	17	0	0	0	0	0
13:00	189	25.5	21.4	4.6	1	1	13	71	82	17	4	0	0	0	0
14:00	276	25.8	22.1	4.4	0	1	9	101	127	33	3	2	0	0	0
15:00	350	25.6	22.2	4.3	0	0	15	112	185	24	14	0	0	0	0
16:00	438	28.7	23.6	4.6	0	2	9	104	205	97	21	0	0	0	0
17:00	351	26.9	23	4.2	0	0	8	93	188	51	11	0	0	0	0
18:00	149	28.2	23.4	4.3	0	0	3	39	68	37	2	0	0	0	0
19:00	99	25.6	20.9	5.1	0	2	13	33	39	10	2	0	0	0	0
20:00	46	25.7	23.2	4	0	0	2	7	30	6	1	0	0	0	0
21:00	35	27.6	23.8	4.4	0	0	3	1	23	7	1	0	0	0	0
22:00	33	32.8	23.5	6.8	0	0	1	15	9	0	7	1	0	0	0
23:00	19	24.7	21.1	3.8	0	0	1	8	9	1	0	0	0	0	0
12H,7-19	2924	26	22.4	4.3	1	6	114	892	1477	371	61	2	0	0	0
16H,6-22	3279	26	22.4	4.3	1	8	133	989	1666	414	66	2	0	0	0
18H,6-24	3331	26	22.4	4.3	1	8	135	1012	1684	415	73	3	0	0	0
24H,0-24	3579	26.1	22.3	4.4	1	8	171	1088	1768	460	78	5	0	0	0

10722 IMMINGHAM Site No: 10722044 Location Site 4 - Queens Rd, Immingham (East Gate outbound)
 Mon 27-Sep-21 to Sun 03-Oct-21 Channel: Southbound

Time Period	Total Vehicles	85%ile Speed	Mean Speed	Stand Dev.	<6Mph	6-<11	11-<16	16-<21	21-<26	26-<31	31-<36	36-<41	41-<46	46-<51	51-<56
Fri 01-Oct-21															
00:00	61	30.4	25.9	4.2	0	0	0	1	39	13	7	1	0	0	0
01:00	19	28.7	24.6	4.5	0	0	1	1	11	5	1	0	0	0	0
02:00	22	25.5	23.3	2.8	0	0	0	3	17	2	0	0	0	0	0
03:00	26	21.8	19.7	2.9	0	0	0	21	4	1	0	0	0	0	0
04:00	35	24.7	20.6	4.6	0	1	2	16	14	1	1	0	0	0	0
05:00	51	24.4	20.5	3.6	0	0	2	30	16	3	0	0	0	0	0
06:00	126	25.3	21.7	4.2	0	0	8	43	64	8	3	0	0	0	0
07:00	172	25.1	21.2	3.9	0	0	9	74	76	12	1	0	0	0	0
08:00	216	25.3	20.9	4.5	0	0	32	69	96	19	0	0	0	0	0
09:00	253	25.9	22.5	4.3	0	1	9	73	132	31	7	0	0	0	0
10:00	238	26.1	21.7	4.9	0	1	30	64	106	33	4	0	0	0	0
11:00	219	25.7	22.1	4.2	0	0	11	72	109	24	2	1	0	0	0
12:00	257	27.7	23	4.4	0	0	8	75	118	49	7	0	0	0	0
13:00	243	26.4	22.6	4.4	0	0	12	68	123	34	6	0	0	0	0
14:00	233	27.4	22.7	4.6	0	0	9	75	103	38	7	1	0	0	0
15:00	305	27.4	22.4	5	0	2	15	106	122	48	9	3	0	0	0
16:00	360	29.6	25	4.4	0	0	4	45	176	111	22	2	0	0	0
17:00	250	29.5	24.4	4.9	0	0	11	31	137	47	22	2	0	0	0
18:00	137	27.5	23.1	4.8	0	0	6	34	71	17	8	1	0	0	0
19:00	86	25.5	22.5	4.6	0	1	2	23	52	5	1	2	0	0	0
20:00	42	25.6	23.6	3	0	0	0	4	34	3	1	0	0	0	0
21:00	24	28.1	23.9	4.1	0	0	1	3	13	7	0	0	0	0	0
22:00	48	30.1	24.4	5.3	0	0	2	6	29	4	6	1	0	0	0
23:00	8	-	26	7.7	0	0	0	1	5	1	0	0	1	0	0
12H,7-19	2883	27.5	22.8	4.7	0	4	156	786	1369	463	95	10	0	0	0
16H,6-22	3161	27.3	22.7	4.7	0	5	167	859	1532	486	100	12	0	0	0
18H,6-24	3217	27.3	22.8	4.7	0	5	169	866	1566	491	106	13	1	0	0
24H,0-24	3431	27.3	22.8	4.7	0	6	174	938	1667	516	115	14	1	0	0

10722 IMMINGHAM Site No: 10722044 Location Site 4 - Queens Rd, Immingham (East Gate outbound)
 Mon 27-Sep-21 to Sun 03-Oct-21 Channel: Southbound

Time Period	Total Vehicles	85%ile Speed	Mean Speed	Stand Dev.	<6Mph	6-<11	11-<16	16-<21	21-<26	26-<31	31-<36	36-<41	41-<46	46-<51	51-<56
Sat 02-Oct-21															
00:00	17	28.8	24.1	4.5	0	0	0	5	5	7	0	0	0	0	0
01:00	10	23.5	20.5	3	0	0	0	6	4	0	0	0	0	0	0
02:00	47	28.5	24.7	4.3	0	0	1	3	31	9	2	1	0	0	0
03:00	19	25.4	22.4	3.5	0	0	0	6	11	2	0	0	0	0	0
04:00	20	25.5	23.5	2.7	0	0	0	2	16	2	0	0	0	0	0
05:00	59	27.3	23.9	3.7	0	0	0	9	38	10	2	0	0	0	0
06:00	80	29.1	24.6	4.6	0	0	1	12	41	22	2	2	0	0	0
07:00	64	29.1	24.8	3.9	0	0	0	9	30	24	1	0	0	0	0
08:00	67	29.3	24.8	4.1	0	0	0	10	32	22	3	0	0	0	0
09:00	82	29.6	25.3	5	0	1	3	5	34	36	2	0	1	0	0
10:00	67	28.5	23.7	4.9	0	0	2	15	34	11	4	1	0	0	0
11:00	67	30.4	26	4.8	0	0	0	7	29	23	6	2	0	0	0
12:00	77	30	24.1	6	0	1	3	19	26	20	7	0	1	0	0
13:00	57	30.4	26.2	4.6	0	0	0	8	16	27	6	0	0	0	0
14:00	65	29.6	24.5	4.7	0	0	1	11	34	12	7	0	0	0	0
15:00	48	31.8	27.1	4.3	0	0	0	0	23	16	8	1	0	0	0
16:00	56	29.6	25.1	4.8	0	0	2	6	24	21	2	1	0	0	0
17:00	72	27.7	23.6	4.4	0	0	3	11	43	11	4	0	0	0	0
18:00	67	29.8	25.1	4.8	0	0	2	5	38	15	6	1	0	0	0
19:00	8	-	22.9	2.3	0	0	0	1	7	0	0	0	0	0	0
20:00	28	27.3	23	5.2	0	0	4	2	16	5	1	0	0	0	0
21:00	14	30.3	25.3	5.2	0	0	0	3	5	4	2	0	0	0	0
22:00	17	29.3	23.8	6.9	0	0	3	1	8	3	1	1	0	0	0
23:00	15	24.9	22.5	2.5	0	0	0	3	12	0	0	0	0	0	0
12H,7-19	789	29.8	25	4.8	0	2	16	106	363	238	56	6	2	0	0
16H,6-22	919	29.7	24.9	4.8	0	2	21	124	432	269	61	8	2	0	0
18H,6-24	951	29.7	24.8	4.8	0	2	24	128	452	272	62	9	2	0	0
24H,0-24	1123	29.5	24.6	4.7	0	2	25	159	557	302	66	10	2	0	0

10722 IMMINGHAM Site No: 10722044 Location Site 4 - Queens Rd, Immingham (East Gate outbound)
 Mon 27-Sep-21 to Sun 03-Oct-21 Channel: Southbound

Time Period	Total Vehicles	85%ile Speed	Mean Speed	Stand Dev.	<6Mph	6-<11	11-<16	16-<21	21-<26	26-<31	31-<36	36-<41	41-<46	46-<51	51-<56
Sun 03-Oct-21															
00:00	4	-	26	5.2	0	0	0	0	3	0	1	0	0	0	0
01:00	26	30.5	27.7	3.9	0	0	0	1	6	15	4	0	0	0	0
02:00	12	25.3	23.1	2.9	0	0	0	2	9	1	0	0	0	0	0
03:00	10	31	30	3.6	0	0	0	0	0	8	1	1	0	0	0
04:00	11	28.3	22.6	6	0	0	2	2	3	4	0	0	0	0	0
05:00	36	25.8	22.8	3.7	0	0	1	8	22	5	0	0	0	0	0
06:00	53	28.1	23	5.6	0	0	7	7	28	6	5	0	0	0	0
07:00	43	26	24	2.8	0	0	0	3	33	7	0	0	0	0	0
08:00	30	29.5	25.3	4.1	0	0	0	3	15	10	2	0	0	0	0
09:00	44	27.1	24.4	2.7	0	0	0	1	34	9	0	0	0	0	0
10:00	57	28.9	24.7	4.1	0	1	0	5	29	22	0	0	0	0	0
11:00	46	25.7	22.1	5.1	0	1	7	3	28	7	0	0	0	0	0
12:00	39	26.5	21.2	4.9	0	0	3	20	9	6	1	0	0	0	0
13:00	32	29.7	25.2	4.4	0	0	0	4	16	9	3	0	0	0	0
14:00	35	29	23.1	5.5	0	0	2	12	11	7	3	0	0	0	0
15:00	66	27.4	23.6	4	0	0	0	15	37	13	0	1	0	0	0
16:00	49	28.6	24.7	3.6	0	0	0	4	31	12	2	0	0	0	0
17:00	98	29.6	25.1	4.3	0	0	0	10	57	22	8	1	0	0	0
18:00	91	29	24.6	4.1	0	0	1	12	48	26	4	0	0	0	0
19:00	24	29.1	25	4	0	0	0	3	12	8	1	0	0	0	0
20:00	28	25.8	23.1	4.3	0	0	0	8	16	2	2	0	0	0	0
21:00	9	-	24.6	2.7	0	0	0	0	7	2	0	0	0	0	0
22:00	19	34.3	30.3	4.1	0	0	0	0	1	12	4	2	0	0	0
23:00	27	28.5	23.9	4.4	0	0	1	5	12	9	0	0	0	0	0
12H,7-19	630	28.7	24.1	4.3	0	2	13	92	348	150	23	2	0	0	0
16H,6-22	744	28.6	24	4.4	0	2	20	110	411	168	31	2	0	0	0
18H,6-24	790	28.9	24.2	4.5	0	2	21	115	424	189	35	4	0	0	0
24H,0-24	889	29	24.3	4.5	0	2	24	128	467	222	41	5	0	0	0

10722 IMMINGHAM Site No: 10722044 Location Site 4 - Queens Rd, Immingham (East Gate outbound)
 Mon 27-Sep-21 to Sun 03-Oct-21 Channel: Southbound

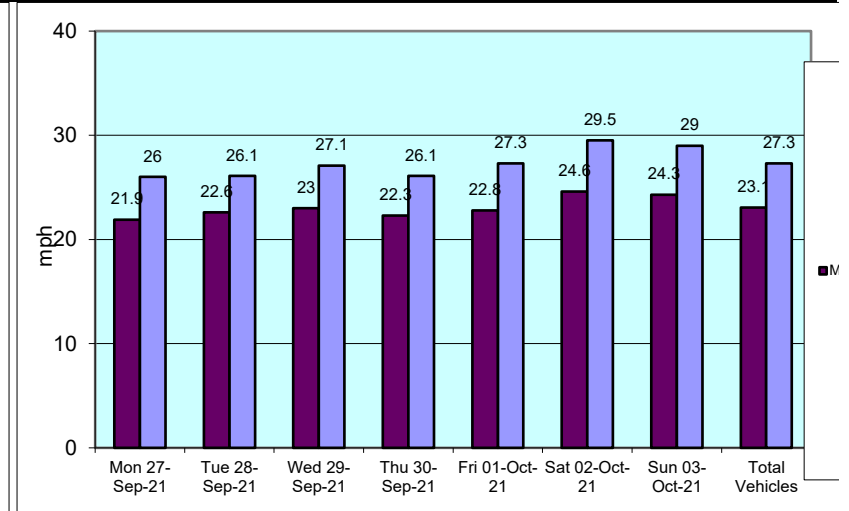
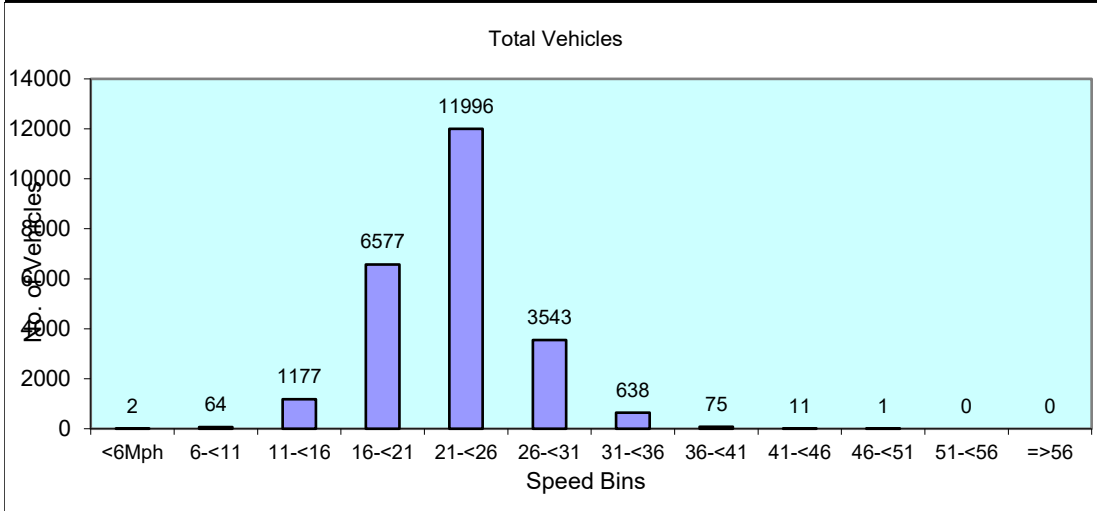
Time Period	Total Vehicles	85%ile Speed	Mean Speed	Stand Dev.	<6Mph	6-<11	11-<16	16-<21	21-<26	26-<31	31-<36	36-<41	41-<46	46-<51	51-<56
-------------	----------------	--------------	------------	------------	-------	-------	--------	--------	--------	--------	--------	--------	--------	--------	--------

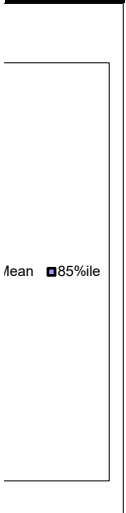

Daily Totals

Mon 27-Sep-21	5471	26	21.9	4.8	1	20	414	1844	2379	652	138	19	4	0	0
Tue 28-Sep-21	4836	26.1	22.6	4.3	0	14	213	1298	2572	638	88	11	2	0	0
Wed 29-Sep-21	4755	27.1	23	4.3	0	12	156	1122	2586	753	112	11	2	1	0
Thu 30-Sep-21	3579	26.1	22.3	4.4	1	8	171	1088	1768	460	78	5	0	0	0
Fri 01-Oct-21	3431	27.3	22.8	4.7	0	6	174	938	1667	516	115	14	1	0	0
Sat 02-Oct-21	1123	29.5	24.6	4.7	0	2	25	159	557	302	66	10	2	0	0
Sun 03-Oct-21	889	29	24.3	4.5	0	2	24	128	467	222	41	5	0	0	0

Total Vehicles

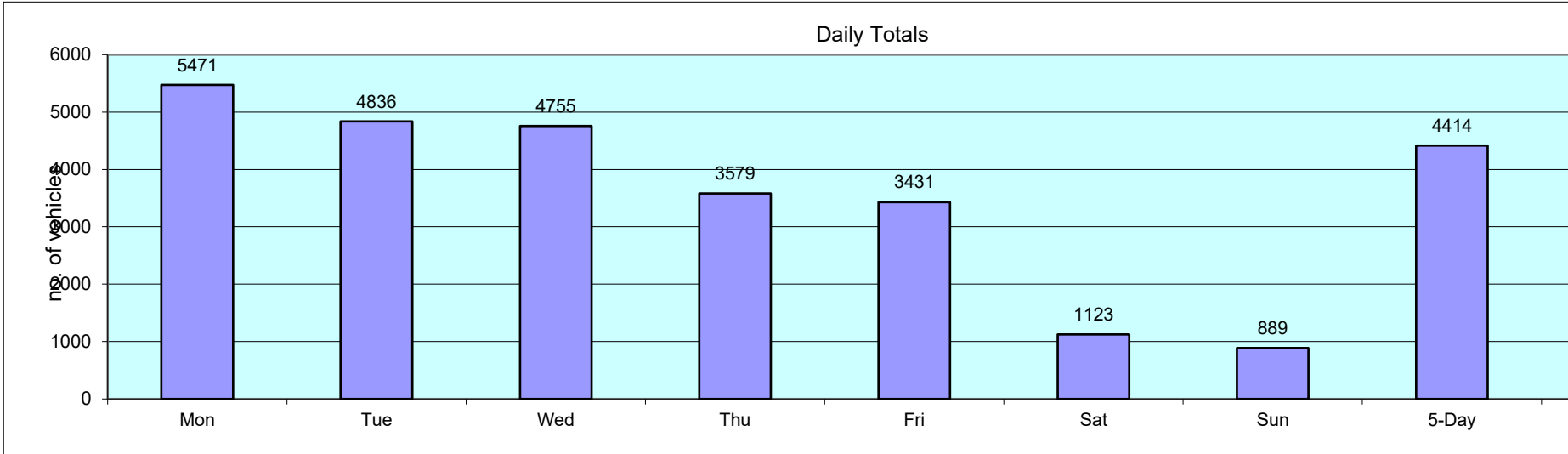
[--]	24084	27.3	23.1	4.5	2	64	1177	6577	11996	3543	638	75	11	1	0
------	-------	------	------	-----	---	----	------	------	-------	------	-----	----	----	---	---





10722	IMMINGHAM		Site No: 10722044		Location		Site 4 - Queens Rd, Immingham (Eas	
	Channel: Southbound							
TIME PERIOD	Mon 27/09/2021	Tue 28/09/2021	Wed 29/09/2021	Thu 30/09/2021	Fri 01/10/2021	Sat 02/10/2021	Sun 03/10/2021	5-Day Av
Week Begin: 27-Sep-21								
00:00	38	21	67	18	61	17	4	41
01:00	26	15	84	52	19	10	26	39
02:00	67	24	63	52	22	47	12	46
03:00	72	14	99	16	26	19	10	45
04:00	76	49	92	22	35	20	11	55
05:00	262	104	126	88	51	59	36	126
06:00	494	163	163	175	126	80	53	224
07:00	448	233	183	211	172	64	43	249
08:00	462	302	284	210	216	67	30	295
09:00	321	324	288	208	253	82	44	279
10:00	266	312	225	198	238	67	57	248
11:00	287	277	302	155	219	67	46	248
12:00	287	278	241	189	257	77	39	250
13:00	323	220	260	189	243	57	32	247
14:00	332	330	305	276	233	65	35	295
15:00	278	357	383	350	305	48	66	335
16:00	530	543	617	438	360	56	49	498
17:00	407	430	448	351	250	72	98	377
18:00	217	257	191	149	137	67	91	190
19:00	133	172	134	99	86	8	24	125
20:00	54	85	105	46	42	28	28	66
21:00	22	123	29	35	24	14	9	47
22:00	41	115	42	33	48	17	19	56
23:00	28	88	24	19	8	15	27	33
12H,7-19	4158	3863	3727	2924	2883	789	630	3511
16H,6-22	4861	4406	4158	3279	3161	919	744	3973
18H,6-24	4930	4609	4224	3331	3217	951	790	4062
24H,0-24	5471	4836	4755	3579	3431	1123	889	4414
Am	06:00	09:00	11:00	07:00	09:00	09:00	10:00	
Peak	494	324	302	211	253	82	57	
Pm	16:00	16:00	16:00	16:00	16:00	12:00	17:00	
Peak	530	543	617	438	360	77	98	

10722	IMMINGHAM		Site No: 10722044	Location	Site 4 - Queens Rd, Immingham (East)			
	Channel: Southbound							
TIME PERIOD	Mon	Tue	Wed	Thu	Fri	Sat	Sun	5-Day
	27/09/2021	28/09/2021	29/09/2021	30/09/2021	01/10/2021	02/10/2021	03/10/2021	Av

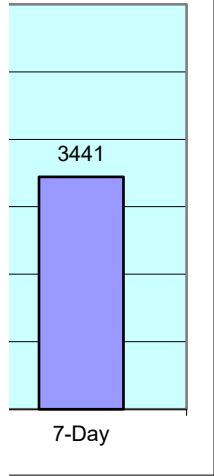


t Gate outbound)

**7-Day
Av**

32
33
41
37
44
104
179
193
224
217
195
193
195
189
225
255
370
294
158
94
55
37
45
30
2711
3075
3150
3441

t Gate outbound)
**7-Day
Av**



Classification Schemes

Scheme F Classification Scheme (Non-metric)

Scheme F is an attempt to implement the FWHA's visual classification scheme as an axle-based class scheme. This is one of several interpretations.

Class	Vehicle Type	No. of Axles	Axle spacing in feet			
			Axle 1 to 2	Axle 2 to 3	Axle 3 to 4	Axle 4 to 5
1	motorcycle	2	<6.0			
2	passenger car	2	6.0 - 10.0			
	car + 1 axle trailer	3	<10.0	10.0 - 18.0		
	car + 2 axle trailer	4	<10.0		<3.5	
3	pickup	2	10.0 - 15.0			
	pickup + 1 axle trailer	3	10.0 - 15.0	10.0 - 18.0		
	pickup + 2 axle trailer	4	10.0 - 15.0		<3.5	
	pickup + 3 axle trailer	5	9.9 - 15.0			<3.5
4	Traditional bus/coach	2	>20.0			
	Traditional bus/coach	3	>19.0			
5	single unit truck/bus - dual rear axle	2	14.9 - 20.0			<3.5
6	3 axle truck	3		<18.0		
7	4 axle truck	4				
8	2S1	3		>18.0		
	2S2	4		>5.0	>3.5	
	3S1	4		<5.0	>10.0	
9	3S2	5		<6.1		3.5 - 8.0
	5 axle combination	5				
10	6 axle combination	6			3.5 - 5.0	
	3S3	6				
11	2S1-2	5		>6.0		
12	3S1-2	6				
13	truck	7 or more				

gradient	stopping sight distance	bonnet adjusted SSD
%	m	m
0.0	30.6	33.0

10913 IMMINGHAM									
NOVEMBER 2021									
Site	Location	Direction	Start Date	End Date	Posted Speed Limit (PSL)	Total Vehicles	5 Day Ave.	7 Day Ave.	Average 85%ile Speed
Site No: 10913002	Site 2 - A1173, Immingham (N of Kings Rd) 53.617197, -0.195825	Channel: Northbound	Tue 16-Nov-21	Mon 22-Nov-21	30	27252	4655	3893	38.0
		Channel: Southbound	Tue 16-Nov-21	Mon 22-Nov-21		26803	4565	3829	40.5

10913		IMMINGHAM			Posted Speed Limit (PSL)	Average Mean Speed
NOVEMBER 2021						
Site	Location	Direction	Start Date	End Date		
Site No: 10913002	Site 2 - A1173, Immingham (N of Kings Rd) 53.617197, -0.195825	Channel: Northbound	Tue 16-Nov-21	Mon 22-Nov-21	30	32.6
		Channel: Southbound	Tue 16-Nov-21	Mon 22-Nov-21		35.1

10913		IMMINGHAM			Site No: 10913002		Location Site 2 - A1173, Immingham (N of Kings Rd)							
Tue 16-Nov-21 to Mon 22-Nov-21					Channel: Northbound									
TIME PERIOD	TOTAL VEHICLES	MOTOR-CYCLES	CARS OR CAR-BASED LGV	LIGHT GOODS VEHICLES	BUSES	TWO AXLE, SIX TYRE, RIGID/BUSES	THREE AXLE RIGID	FOUR OR MORE AXLE RIGID	FOUR OR LESS AXLE ARTIC	FIVE AXLE ARTIC	SIX OR MORE AXLE ARTIC	FIVE OR LESS AXLE MULTI-TRAILER ARTIC	SIX AXLE MULTI-TRAILER ARTIC	SEVEN OR MORE AXLE ARTIC
Tue 16-Nov-21														
00:00	16	2	8	2	0	0	0	0	0	0	0	4	0	0
01:00	21	0	17	2	0	0	0	0	0	0	0	2	0	0
02:00	19	0	13	5	0	0	0	0	0	0	0	1	0	0
03:00	29	1	19	3	0	0	1	0	0	0	1	4	0	0
04:00	79	0	52	10	0	1	2	1	2	0	1	10	0	0
05:00	186	1	141	21	1	1	3	0	2	0	7	9	0	0
06:00	316	6	248	42	0	0	1	0	3	0	5	11	0	0
07:00	471	3	360	65	3	3	6	0	8	1	4	18	0	0
08:00	392	1	270	89	2	2	3	0	5	0	7	13	0	0
09:00	282	3	193	52	1	2	6	0	5	0	5	15	0	0
10:00	236	0	153	57	1	1	6	0	1	0	7	10	0	0
11:00	254	3	166	51	3	4	0	0	3	0	11	13	0	0
12:00	319	3	226	56	1	1	1	0	3	0	10	18	0	0
13:00	276	0	185	47	0	1	3	0	4	1	14	21	0	0
14:00	292	2	192	51	1	4	4	0	11	0	8	19	0	0
15:00	331	5	238	46	2	3	4	0	1	1	4	27	0	0
16:00	384	4	292	43	3	1	4	0	6	0	11	20	0	0
17:00	315	4	260	32	0	1	0	0	1	0	6	11	0	0
18:00	199	3	163	19	0	1	1	0	2	0	2	8	0	0
19:00	96	2	83	9	0	0	0	0	0	0	1	1	0	0
20:00	84	2	67	8	0	0	1	0	2	0	3	1	0	0
21:00	44	0	40	4	0	0	0	0	0	0	0	0	0	0
22:00	41	3	36	0	0	0	0	0	0	0	0	2	0	0
23:00	24	0	18	3	0	0	0	0	1	0	0	2	0	0
12H,7-19	3751	31	2698	608	17	24	38	0	50	3	89	193	0	0
16H,6-22	4291	41	3136	671	17	24	40	0	55	3	98	206	0	0
18H,6-24	4356	44	3190	674	17	24	40	0	56	3	98	210	0	0
24H,0-24	4706	48	3440	717	18	26	46	1	60	3	107	240	0	0

10913		IMMINGHAM			Site No: 10913002		Location Site 2 - A1173, Immingham (N of Kings Rd)							
Tue 16-Nov-21 to Mon 22-Nov-21					Channel: Northbound									
TIME PERIOD	TOTAL VEHICLES	MOTOR-CYCLES	CARS OR CAR-BASED LGV	LIGHT GOODS VEHICLES	BUSES	TWO AXLE, SIX TYRE, RIGID/BUSES	THREE AXLE RIGID	FOUR OR MORE AXLE RIGID	FOUR OR LESS AXLE ARTIC	FIVE AXLE ARTIC	SIX OR MORE AXLE ARTIC	FIVE OR LESS AXLE MULTI-TRAILER ARTIC	SIX AXLE MULTI-TRAILER ARTIC	SEVEN OR MORE AXLE ARTIC
Wed 17-Nov-21														
00:00	12	1	7	1	0	0	0	0	1	0	1	1	0	0
01:00	13	0	11	1	0	0	0	0	0	0	0	1	0	0
02:00	21	0	15	4	0	0	0	0	0	0	0	2	0	0
03:00	30	1	17	4	0	0	1	0	0	0	1	6	0	0
04:00	68	0	45	13	0	0	0	0	1	0	2	7	0	0
05:00	187	4	139	23	0	1	5	0	2	0	1	12	0	0
06:00	320	5	254	30	2	0	3	0	3	0	8	15	0	0
07:00	492	5	387	63	3	3	6	0	9	0	4	12	0	0
08:00	338	4	228	75	2	2	5	0	2	0	3	17	0	0
09:00	260	0	163	56	3	4	3	0	5	0	8	18	0	0
10:00	217	0	118	60	0	3	4	0	6	1	10	15	0	0
11:00	277	0	181	59	2	4	0	0	7	0	6	18	0	0
12:00	310	4	218	55	1	3	4	1	3	0	11	10	0	0
13:00	284	0	199	61	2	1	1	0	1	1	3	15	0	0
14:00	299	5	193	54	0	2	2	0	8	0	12	23	0	0
15:00	331	7	239	43	0	5	0	0	5	1	7	24	0	0
16:00	380	6	297	51	2	1	0	0	3	0	5	15	0	0
17:00	350	2	281	38	0	1	3	0	4	0	8	13	0	0
18:00	184	4	150	18	1	0	0	0	2	0	4	5	0	0
19:00	122	2	95	18	0	0	2	0	0	0	2	3	0	0
20:00	81	1	69	8	0	0	0	0	1	0	0	2	0	0
21:00	47	1	44	1	0	0	1	0	0	0	0	0	0	0
22:00	43	1	38	2	0	0	0	0	0	0	0	2	0	0
23:00	18	0	15	1	0	1	0	0	0	0	0	1	0	0
12H,7-19	3722	37	2654	633	16	29	28	1	55	3	81	185	0	0
16H,6-22	4292	46	3116	690	18	29	34	1	59	3	91	205	0	0
18H,6-24	4353	47	3169	693	18	30	34	1	59	3	91	208	0	0
24H,0-24	4684	53	3403	739	18	31	40	1	63	3	96	237	0	0

10913		IMMINGHAM			Site No: 10913002		Location Site 2 - A1173, Immingham (N of Kings Rd)							
Tue 16-Nov-21 to Mon 22-Nov-21					Channel: Northbound									
TIME PERIOD	TOTAL VEHICLES	MOTOR-CYCLES	CARS OR CAR-BASED LGV	LIGHT GOODS VEHICLES	BUSES	TWO AXLE, SIX TYRE, RIGID/BUSES	THREE AXLE RIGID	FOUR OR MORE AXLE RIGID	FOUR OR LESS AXLE ARTIC	FIVE AXLE ARTIC	SIX OR MORE AXLE ARTIC	FIVE OR LESS AXLE MULTI-TRAILER ARTIC	SIX AXLE MULTI-TRAILER ARTIC	SEVEN OR MORE AXLE ARTIC
Thu 18-Nov-21														
00:00	12	1	9	0	0	0	0	0	0	0	1	1	0	0
01:00	11	0	9	1	0	0	0	0	0	0	1	0	0	0
02:00	20	1	14	3	0	0	0	0	0	0	1	1	0	0
03:00	27	0	17	5	0	0	1	0	0	0	1	3	0	0
04:00	78	0	54	13	0	0	0	0	3	0	1	7	0	0
05:00	183	3	150	21	0	1	2	0	0	0	1	5	0	0
06:00	305	4	249	32	0	1	1	0	5	2	3	8	0	0
07:00	461	2	358	59	5	2	6	0	10	1	7	11	0	0
08:00	373	2	252	80	5	4	4	0	7	0	6	13	0	0
09:00	261	1	157	57	0	3	6	0	6	0	8	23	0	0
10:00	245	0	154	60	1	1	1	0	8	1	3	16	0	0
11:00	281	1	174	62	1	2	8	0	12	2	7	12	0	0
12:00	321	3	223	62	0	1	3	0	9	0	4	16	0	0
13:00	280	2	189	45	1	3	5	0	11	1	4	19	0	0
14:00	347	2	231	66	2	5	4	1	11	1	10	14	0	0
15:00	356	8	256	46	4	4	3	0	6	0	6	23	0	0
16:00	413	4	320	54	2	2	6	0	5	0	9	11	0	0
17:00	348	2	291	33	1	0	0	1	7	0	3	10	0	0
18:00	187	4	160	16	1	0	1	0	1	0	1	3	0	0
19:00	111	2	91	13	1	0	0	0	1	0	1	2	0	0
20:00	63	1	57	4	0	0	0	0	1	0	0	0	0	0
21:00	49	0	44	5	0	0	0	0	0	0	0	0	0	0
22:00	39	0	34	5	0	0	0	0	0	0	0	0	0	0
23:00	13	0	9	1	0	0	0	0	0	0	0	3	0	0
12H,7-19	3873	31	2765	640	23	27	47	2	93	6	68	171	0	0
16H,6-22	4401	38	3206	694	24	28	48	2	100	8	72	181	0	0
18H,6-24	4453	38	3249	700	24	28	48	2	100	8	72	184	0	0
24H,0-24	4784	43	3502	743	24	29	51	2	103	8	78	201	0	0

10913		IMMINGHAM			Site No: 10913002		Location Site 2 - A1173, Immingham (N of Kings Rd)								
Tue 16-Nov-21 to Mon 22-Nov-21					Channel: Northbound										
TIME PERIOD	TOTAL VEHICLES	MOTOR-CYCLES	CARS OR CAR-BASED LGV	LIGHT GOODS VEHICLES	BUSES	TWO AXLE, SIX TYRE, RIGID/BUSES	THREE AXLE RIGID	FOUR OR MORE AXLE RIGID	FOUR OR LESS AXLE ARTIC	FIVE AXLE ARTIC	SIX OR MORE AXLE ARTIC	FIVE OR LESS AXLE MULTI-TRAILER ARTIC	SIX AXLE MULTI-TRAILER ARTIC	SEVEN OR MORE AXLE ARTIC	
Fri 19-Nov-21															
00:00	12	1	8	1	0	0	0	0	0	0	0	2	0	0	
01:00	10	0	9	0	0	0	0	0	0	0	1	0	0	0	
02:00	20	1	14	1	0	0	1	0	0	0	0	3	0	0	
03:00	27	1	17	6	0	0	0	0	0	0	0	3	0	0	
04:00	74	0	54	8	0	0	1	0	2	0	2	7	0	0	
05:00	182	3	146	16	1	1	4	0	2	0	5	4	0	0	
06:00	275	5	213	33	0	0	7	0	1	0	2	14	0	0	
07:00	449	1	352	58	3	5	2	0	8	1	9	10	0	0	
08:00	316	0	221	60	4	3	4	0	6	0	3	15	0	0	
09:00	274	0	178	55	1	3	5	0	17	0	2	13	0	0	
10:00	288	2	172	75	1	3	9	0	6	0	7	13	0	0	
11:00	254	2	144	65	2	4	4	0	11	0	4	18	0	0	
12:00	318	0	225	51	1	1	1	0	10	1	8	20	0	0	
13:00	324	0	234	44	2	1	6	0	9	1	6	21	0	0	
14:00	314	4	218	48	1	4	0	0	4	1	8	25	1	0	
15:00	339	5	243	47	3	4	8	0	7	0	4	18	0	0	
16:00	343	5	273	35	2	1	3	0	3	0	8	13	0	0	
17:00	255	5	205	34	2	0	2	0	1	0	1	5	0	0	
18:00	184	4	153	21	0	0	1	0	1	0	1	3	0	0	
19:00	97	1	78	11	0	0	1	0	0	0	4	2	0	0	
20:00	55	1	48	3	0	0	0	0	1	0	1	1	0	0	
21:00	56	2	46	3	0	0	1	0	0	0	1	3	0	0	
22:00	55	0	53	2	0	0	0	0	0	0	0	0	0	0	
23:00	23	1	18	4	0	0	0	0	0	0	0	0	0	0	
12H,7-19	3658	28	2618	593	22	29	45	0	83	4	61	174	1	0	
16H,6-22	4141	37	3003	643	22	29	54	0	85	4	69	194	1	0	
18H,6-24	4219	38	3074	649	22	29	54	0	85	4	69	194	1	0	
24H,0-24	4544	44	3322	681	23	30	60	0	89	4	77	213	1	0	

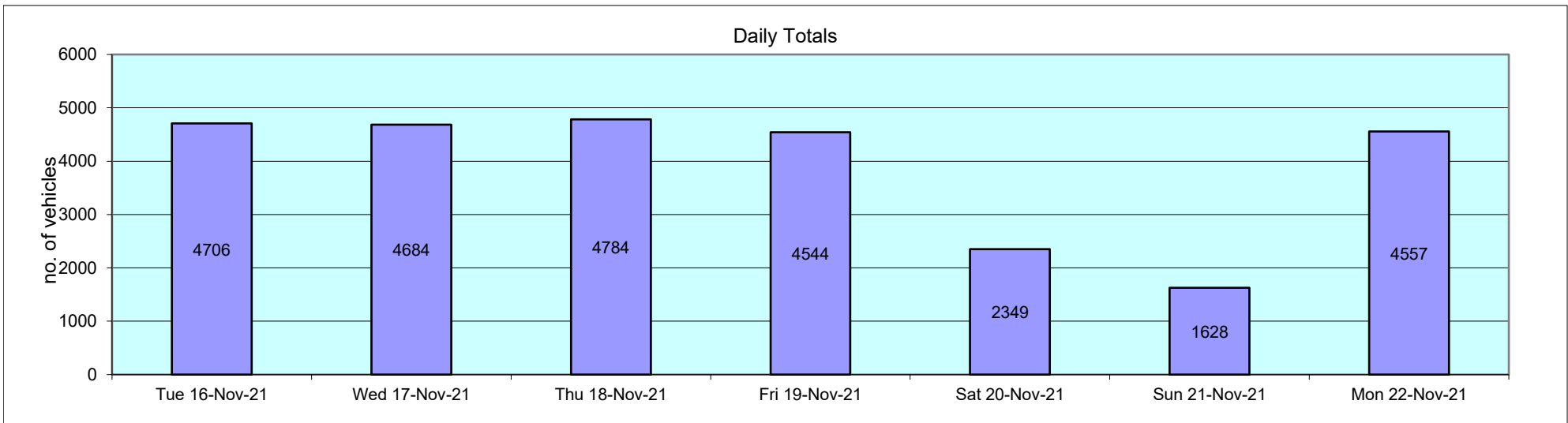
10913		IMMINGHAM			Site No: 10913002		Location Site 2 - A1173, Immingham (N of Kings Rd)								
Tue 16-Nov-21 to Mon 22-Nov-21					Channel: Northbound										
TIME PERIOD	TOTAL VEHICLES	MOTOR-CYCLES	CARS OR CAR-BASED LGV	LIGHT GOODS VEHICLES	BUSES	TWO AXLE, SIX TYRE, RIGID/BUSES	THREE AXLE RIGID	FOUR OR MORE AXLE RIGID	FOUR OR LESS AXLE ARTIC	FIVE AXLE ARTIC	SIX OR MORE AXLE ARTIC	FIVE OR LESS AXLE MULTI-TRAILER ARTIC	SIX AXLE MULTI-TRAILER ARTIC	SEVEN OR MORE AXLE ARTIC	
Sat 20-Nov-21															
00:00	19	0	16	2	0	0	1	0	0	0	0	0	0	0	0
01:00	8	0	7	1	0	0	0	0	0	0	0	0	0	0	0
02:00	10	1	8	1	0	0	0	0	0	0	0	0	0	0	0
03:00	24	1	12	4	0	0	0	0	1	0	2	4	0	0	0
04:00	16	0	11	2	0	0	0	0	0	0	2	1	0	0	0
05:00	86	1	72	5	2	0	0	0	1	0	0	5	0	0	0
06:00	126	1	106	14	0	0	0	0	2	0	2	1	0	0	0
07:00	150	0	103	32	3	2	1	0	3	0	3	3	0	0	0
08:00	112	0	78	23	1	2	1	0	2	0	1	4	0	0	0
09:00	154	1	110	32	0	1	1	0	0	0	3	6	0	0	0
10:00	208	1	155	45	0	0	1	0	0	0	0	6	0	0	0
11:00	201	1	154	38	0	0	0	0	0	0	3	5	0	0	0
12:00	183	3	146	29	1	0	1	0	1	0	0	2	0	0	0
13:00	180	2	153	22	0	0	1	0	0	0	2	0	0	0	0
14:00	174	2	150	18	0	0	1	0	0	0	3	0	0	0	0
15:00	157	4	135	14	0	1	1	0	0	0	1	1	0	0	0
16:00	134	2	122	8	0	0	1	0	0	0	0	1	0	0	0
17:00	129	2	112	13	0	0	0	0	1	0	0	1	0	0	0
18:00	98	2	87	9	0	0	0	0	0	0	0	0	0	0	0
19:00	63	0	57	5	0	0	0	0	0	0	0	1	0	0	0
20:00	35	1	32	2	0	0	0	0	0	0	0	0	0	0	0
21:00	29	0	28	0	0	0	0	0	0	0	0	1	0	0	0
22:00	34	0	33	1	0	0	0	0	0	0	0	0	0	0	0
23:00	19	0	18	1	0	0	0	0	0	0	0	0	0	0	0
12H,7-19	1880	20	1505	283	5	6	9	0	7	0	16	29	0	0	0
16H,6-22	2133	22	1728	304	5	6	9	0	9	0	18	32	0	0	0
18H,6-24	2186	22	1779	306	5	6	9	0	9	0	18	32	0	0	0
24H,0-24	2349	25	1905	321	7	6	10	0	11	0	22	42	0	0	0

10913		IMMINGHAM			Site No: 10913002		Location Site 2 - A1173, Immingham (N of Kings Rd)								
Tue 16-Nov-21 to Mon 22-Nov-21					Channel: Northbound										
TIME PERIOD	TOTAL VEHICLES	MOTOR-CYCLES	CARS OR CAR-BASED LGV	LIGHT GOODS VEHICLES	BUSES	TWO AXLE, SIX TYRE, RIGID/BUSES	THREE AXLE RIGID	FOUR OR MORE AXLE RIGID	FOUR OR LESS AXLE ARTIC	FIVE AXLE ARTIC	SIX OR MORE AXLE ARTIC	FIVE OR LESS AXLE MULTI-TRAILER ARTIC	SIX AXLE MULTI-TRAILER ARTIC	SEVEN OR MORE AXLE ARTIC	
Sun 21-Nov-21															
00:00	16	0	14	2	0	0	0	0	0	0	0	0	0	0	0
01:00	16	0	13	2	0	0	0	0	0	0	0	1	0	0	0
02:00	13	0	9	3	0	0	0	0	0	0	0	1	0	0	0
03:00	14	0	7	1	0	0	0	0	0	0	0	6	0	0	0
04:00	17	0	16	1	0	0	0	0	0	0	0	0	0	0	0
05:00	47	1	43	2	0	0	0	0	0	0	0	1	0	0	0
06:00	77	1	60	15	0	0	0	0	0	0	0	1	0	0	0
07:00	81	0	63	14	0	0	1	0	2	0	0	1	0	0	0
08:00	45	2	28	9	0	1	1	0	3	0	0	1	0	0	0
09:00	56	0	40	14	0	0	1	0	0	0	0	1	0	0	0
10:00	90	0	74	12	0	0	1	0	1	0	0	2	0	0	0
11:00	145	0	122	20	0	0	0	0	0	0	0	3	0	0	0
12:00	140	1	123	12	0	0	0	0	0	0	3	1	0	0	0
13:00	135	1	117	15	0	0	0	0	0	0	1	1	0	0	0
14:00	153	2	135	14	0	0	0	0	0	0	1	1	0	0	0
15:00	121	0	103	13	0	0	0	0	2	0	1	2	0	0	0
16:00	122	2	107	10	0	0	2	0	0	0	0	1	0	0	0
17:00	95	1	79	11	0	0	0	0	2	0	1	1	0	0	0
18:00	101	1	92	3	0	0	0	0	2	0	1	2	0	0	0
19:00	50	0	43	5	0	0	1	0	0	0	0	1	0	0	0
20:00	41	0	39	1	0	0	0	0	0	0	1	0	0	0	0
21:00	23	0	21	1	0	0	0	0	0	0	0	1	0	0	0
22:00	18	1	12	3	0	0	0	0	0	0	0	2	0	0	0
23:00	12	0	8	3	0	0	0	0	0	0	0	1	0	0	0
12H,7-19	1284	10	1083	147	0	1	6	0	12	0	8	17	0	0	0
16H,6-22	1475	11	1246	169	0	1	7	0	12	0	9	20	0	0	0
18H,6-24	1505	12	1266	175	0	1	7	0	12	0	9	23	0	0	0
24H,0-24	1628	13	1368	186	0	1	7	0	12	0	9	32	0	0	0

10913		IMMINGHAM			Site No: 10913002		Location Site 2 - A1173, Immingham (N of Kings Rd)							
Tue 16-Nov-21 to Mon 22-Nov-21					Channel: Northbound									
TIME PERIOD	TOTAL VEHICLES	MOTOR-CYCLES	CARS OR CAR-BASED LGV	LIGHT GOODS VEHICLE S	BUSES	TWO AXLE, SIX TYRE, RIGID/BUSES	THREE AXLE RIGID	FOUR OR MORE AXLE RIGID	FOUR OR LESS AXLE ARTIC	FIVE AXLE ARTIC	SIX OR MORE AXLE ARTIC	FIVE OR LESS AXLE MULTI-TRAILER ARTIC	SIX AXLE MULTI-TRAILER ARTIC	SEVEN OR MORE AXLE ARTIC
Mon 22-Nov-21														
00:00	9	0	8	0	0	0	0	0	0	0	0	1	0	0
01:00	6	0	5	1	0	0	0	0	0	0	0	0	0	0
02:00	22	0	14	6	0	0	0	0	0	0	0	2	0	0
03:00	38	0	23	4	0	0	2	0	0	0	0	9	0	0
04:00	100	0	61	27	0	0	2	0	0	0	2	8	0	0
05:00	204	1	150	33	0	2	5	1	1	0	1	10	0	0
06:00	337	3	259	49	1	0	7	1	2	0	5	10	0	0
07:00	483	5	378	67	5	2	0	0	8	1	4	13	0	0
08:00	300	1	225	55	1	2	3	0	4	1	1	6	1	0
09:00	245	0	161	59	0	0	2	0	5	0	6	12	0	0
10:00	233	1	159	44	3	3	3	0	5	0	5	10	0	0
11:00	220	4	134	55	1	5	2	0	2	0	6	11	0	0
12:00	286	3	214	41	1	4	1	0	7	0	2	13	0	0
13:00	310	1	228	52	1	2	2	0	2	0	9	13	0	0
14:00	292	2	212	47	2	1	2	1	4	1	5	15	0	0
15:00	305	4	206	60	0	3	1	0	5	0	5	21	0	0
16:00	400	9	318	52	3	1	3	0	1	0	4	9	0	0
17:00	362	3	298	37	0	3	1	0	2	0	3	15	0	0
18:00	176	0	143	17	0	0	2	0	3	1	5	5	0	0
19:00	81	2	64	9	0	0	0	0	0	0	1	5	0	0
20:00	55	0	45	5	0	0	0	0	0	0	2	3	0	0
21:00	37	1	32	2	0	0	0	0	1	0	1	0	0	0
22:00	43	4	32	4	0	1	0	0	0	0	1	1	0	0
23:00	13	0	12	0	0	0	1	0	0	0	0	0	0	0
12H,7-19	3612	33	2676	586	17	26	22	1	48	4	55	143	1	0
16H,6-22	4122	39	3076	651	18	26	29	2	51	4	64	161	1	0
18H,6-24	4178	43	3120	655	18	27	30	2	51	4	65	162	1	0
24H,0-24	4557	44	3381	726	18	29	39	3	52	4	68	192	1	0

10913 IMMINGHAM Site No: 10913002 Location Site 2 - A1173, Immingham (N of Kings Rd)
 Tue 16-Nov-21 to Mon 22-Nov-21 Channel: Northbound

TIME PERIOD	TOTAL VEHICLES	MOTOR-CYCLES	CARS OR CAR-BASED LGV	LIGHT GOODS VEHICLES	BUSES	TWO AXLE, SIX TYRE, RIGID/BUSES	THREE AXLE RIGID	FOUR OR MORE AXLE RIGID	FOUR OR LESS AXLE ARTIC	FIVE AXLE ARTIC	SIX OR MORE AXLE ARTIC	FIVE OR LESS AXLE MULTI-TRAILER ARTIC	SIX AXLE MULTI-TRAILER ARTIC	SEVEN OR MORE AXLE ARTIC
Daily Totals														
Tue 16-Nov-21	4706	48	3440	717	18	26	46	1	60	3	107	240	0	0
Wed 17-Nov-21	4684	53	3403	739	18	31	40	1	63	3	96	237	0	0
Thu 18-Nov-21	4784	43	3502	743	24	29	51	2	103	8	78	201	0	0
Fri 19-Nov-21	4544	44	3322	681	23	30	60	0	89	4	77	213	1	0
Sat 20-Nov-21	2349	25	1905	321	7	6	10	0	11	0	22	42	0	0
Sun 21-Nov-21	1628	13	1368	186	0	1	7	0	12	0	9	32	0	0
Mon 22-Nov-21	4557	44	3381	726	18	29	39	3	52	4	68	192	1	0
Total Vehicles														
[--]	27252	270	20321	4113	108	152	253	7	390	22	457	1157	2	0



10913		IMMINGHAM		Site No: 10913002		Location		Site 2 - A1173, Immingham (N of Kings Rd)			
Tue 16-Nov-21 to Mon 22-Nov-21				Channel: Northbound							
TIME PERIOD	TOTAL VEHICLES	MOTOR-CYCLES	MOTOR-CYCLES%	CARS	CARS %	LGV	LGV %	HGV	HGV %	BUS	BUS %
Tue 16-Nov-21											
00:00	16	2	12.5	8	50.0	2	12.5	4	25.0	0	0.0
01:00	21	0	0.0	17	81.0	2	9.5	2	9.5	0	0.0
02:00	19	0	0.0	13	68.4	5	26.3	1	5.3	0	0.0
03:00	29	1	3.5	19	65.5	3	10.3	6	20.7	0	0.0
04:00	79	0	0.0	52	65.8	10	12.7	17	21.5	0	0.0
05:00	186	1	0.5	141	75.8	21	11.3	22	11.8	1	0.5
06:00	316	6	1.9	248	78.5	42	13.3	20	6.3	0	0.0
07:00	471	3	0.6	360	76.4	65	13.8	40	8.5	3	0.6
08:00	392	1	0.3	270	68.9	89	22.7	30	7.7	2	0.5
09:00	282	3	1.1	193	68.4	52	18.4	33	11.7	1	0.4
10:00	236	0	0.0	153	64.8	57	24.2	25	10.6	1	0.4
11:00	254	3	1.2	166	65.4	51	20.1	31	12.2	3	1.2
12:00	319	3	0.9	226	70.9	56	17.6	33	10.3	1	0.3
13:00	276	0	0.0	185	67.0	47	17.0	44	15.9	0	0.0
14:00	292	2	0.7	192	65.8	51	17.5	46	15.8	1	0.3
15:00	331	5	1.5	238	71.9	46	13.9	40	12.1	2	0.6
16:00	384	4	1.0	292	76.0	43	11.2	42	10.9	3	0.8
17:00	315	4	1.3	260	82.5	32	10.2	19	6.0	0	0.0
18:00	199	3	1.5	163	81.9	19	9.6	14	7.0	0	0.0
19:00	96	2	2.1	83	86.5	9	9.4	2	2.1	0	0.0
20:00	84	2	2.4	67	79.8	8	9.5	7	8.3	0	0.0
21:00	44	0	0.0	40	90.9	4	9.1	0	0.0	0	0.0
22:00	41	3	7.3	36	87.8	0	0.0	2	4.9	0	0.0
23:00	24	0	0.0	18	75.0	3	12.5	3	12.5	0	0.0
12H,7-19	3751	31	0.8	2698	71.9	608	16.2	397	10.6	17	0.5
16H,6-22	4291	41	1.0	3136	73.1	671	15.6	426	9.9	17	0.4
18H,6-24	4356	44	1.0	3190	73.2	674	15.5	431	9.9	17	0.4
24H,0-24	4706	48	1.0	3440	73.1	717	15.2	483	10.3	18	0.4

10913		IMMINGHAM		Site No: 10913002		Location		Site 2 - A1173, Immingham (N of Kings Rd)			
Tue 16-Nov-21 to Mon 22-Nov-21				Channel: Northbound							
TIME PERIOD	TOTAL VEHICLES	MOTOR-CYCLES	MOTOR-CYCLES%	CARS	CARS %	LGV	LGV %	HGV	HGV %	BUS	BUS %
Wed 17-Nov-21											
00:00	12	1	8.3	7	58.3	1	8.3	3	25.0	0	0.0
01:00	13	0	0.0	11	84.6	1	7.7	1	7.7	0	0.0
02:00	21	0	0.0	15	71.4	4	19.1	2	9.5	0	0.0
03:00	30	1	3.3	17	56.7	4	13.3	8	26.7	0	0.0
04:00	68	0	0.0	45	66.2	13	19.1	10	14.7	0	0.0
05:00	187	4	2.1	139	74.3	23	12.3	21	11.2	0	0.0
06:00	320	5	1.6	254	79.4	30	9.4	29	9.1	2	0.6
07:00	492	5	1.0	387	78.7	63	12.8	34	6.9	3	0.6
08:00	338	4	1.2	228	67.5	75	22.2	29	8.6	2	0.6
09:00	260	0	0.0	163	62.7	56	21.5	38	14.6	3	1.2
10:00	217	0	0.0	118	54.4	60	27.7	39	18.0	0	0.0
11:00	277	0	0.0	181	65.3	59	21.3	35	12.6	2	0.7
12:00	310	4	1.3	218	70.3	55	17.7	32	10.3	1	0.3
13:00	284	0	0.0	199	70.1	61	21.5	22	7.8	2	0.7
14:00	299	5	1.7	193	64.6	54	18.1	47	15.7	0	0.0
15:00	331	7	2.1	239	72.2	43	13.0	42	12.7	0	0.0
16:00	380	6	1.6	297	78.2	51	13.4	24	6.3	2	0.5
17:00	350	2	0.6	281	80.3	38	10.9	29	8.3	0	0.0
18:00	184	4	2.2	150	81.5	18	9.8	11	6.0	1	0.5
19:00	122	2	1.6	95	77.9	18	14.8	7	5.7	0	0.0
20:00	81	1	1.2	69	85.2	8	9.9	3	3.7	0	0.0
21:00	47	1	2.1	44	93.6	1	2.1	1	2.1	0	0.0
22:00	43	1	2.3	38	88.4	2	4.7	2	4.7	0	0.0
23:00	18	0	0.0	15	83.3	1	5.6	2	11.1	0	0.0
12H,7-19	3722	37	1.0	2654	71.3	633	17.0	382	10.3	16	0.4
16H,6-22	4292	46	1.1	3116	72.6	690	16.1	422	9.8	18	0.4
18H,6-24	4353	47	1.1	3169	72.8	693	15.9	426	9.8	18	0.4
24H,0-24	4684	53	1.1	3403	72.7	739	15.8	471	10.1	18	0.4

10913		IMMINGHAM		Site No: 10913002		Location		Site 2 - A1173, Immingham (N of Kings Rd)			
Tue 16-Nov-21 to Mon 22-Nov-21				Channel: Northbound							
TIME PERIOD	TOTAL VEHICLES	MOTOR-CYCLES	MOTOR-CYCLES%	CARS	CARS %	LGV	LGV %	HGV	HGV %	BUS	BUS %
Thu 18-Nov-21											
00:00	12	1	8.3	9	75.0	0	0.0	2	16.7	0	0.0
01:00	11	0	0.0	9	81.8	1	9.1	1	9.1	0	0.0
02:00	20	1	5.0	14	70.0	3	15.0	2	10.0	0	0.0
03:00	27	0	0.0	17	63.0	5	18.5	5	18.5	0	0.0
04:00	78	0	0.0	54	69.2	13	16.7	11	14.1	0	0.0
05:00	183	3	1.6	150	82.0	21	11.5	9	4.9	0	0.0
06:00	305	4	1.3	249	81.6	32	10.5	20	6.6	0	0.0
07:00	461	2	0.4	358	77.7	59	12.8	37	8.0	5	1.1
08:00	373	2	0.5	252	67.6	80	21.5	34	9.1	5	1.3
09:00	261	1	0.4	157	60.2	57	21.8	46	17.6	0	0.0
10:00	245	0	0.0	154	62.9	60	24.5	30	12.2	1	0.4
11:00	281	1	0.4	174	61.9	62	22.1	43	15.3	1	0.4
12:00	321	3	0.9	223	69.5	62	19.3	33	10.3	0	0.0
13:00	280	2	0.7	189	67.5	45	16.1	43	15.4	1	0.4
14:00	347	2	0.6	231	66.6	66	19.0	46	13.3	2	0.6
15:00	356	8	2.3	256	71.9	46	12.9	42	11.8	4	1.1
16:00	413	4	1.0	320	77.5	54	13.1	33	8.0	2	0.5
17:00	348	2	0.6	291	83.6	33	9.5	21	6.0	1	0.3
18:00	187	4	2.1	160	85.6	16	8.6	6	3.2	1	0.5
19:00	111	2	1.8	91	82.0	13	11.7	4	3.6	1	0.9
20:00	63	1	1.6	57	90.5	4	6.4	1	1.6	0	0.0
21:00	49	0	0.0	44	89.8	5	10.2	0	0.0	0	0.0
22:00	39	0	0.0	34	87.2	5	12.8	0	0.0	0	0.0
23:00	13	0	0.0	9	69.2	1	7.7	3	23.1	0	0.0
12H,7-19	3873	31	0.8	2765	71.4	640	16.5	414	10.7	23	0.6
16H,6-22	4401	38	0.9	3206	72.9	694	15.8	439	10.0	24	0.6
18H,6-24	4453	38	0.9	3249	73.0	700	15.7	442	9.9	24	0.5
24H,0-24	4784	43	0.9	3502	73.2	743	15.5	472	9.9	24	0.5

10913		IMMINGHAM		Site No: 10913002		Location		Site 2 - A1173, Immingham (N of Kings Rd)			
Tue 16-Nov-21 to Mon 22-Nov-21				Channel: Northbound							
TIME PERIOD	TOTAL VEHICLES	MOTOR-CYCLES	MOTOR-CYCLES%	CARS	CARS %	LGV	LGV %	HGV	HGV %	BUS	BUS %
Fri 19-Nov-21											
00:00	12	1	8.3	8	66.7	1	8.3	2	16.7	0	0.0
01:00	10	0	0.0	9	90.0	0	0.0	1	10.0	0	0.0
02:00	20	1	5.0	14	70.0	1	5.0	4	20.0	0	0.0
03:00	27	1	3.7	17	63.0	6	22.2	3	11.1	0	0.0
04:00	74	0	0.0	54	73.0	8	10.8	12	16.2	0	0.0
05:00	182	3	1.7	146	80.2	16	8.8	16	8.8	1	0.6
06:00	275	5	1.8	213	77.5	33	12.0	24	8.7	0	0.0
07:00	449	1	0.2	352	78.4	58	12.9	35	7.8	3	0.7
08:00	316	0	0.0	221	69.9	60	19.0	31	9.8	4	1.3
09:00	274	0	0.0	178	65.0	55	20.1	40	14.6	1	0.4
10:00	288	2	0.7	172	59.7	75	26.0	38	13.2	1	0.4
11:00	254	2	0.8	144	56.7	65	25.6	41	16.1	2	0.8
12:00	318	0	0.0	225	70.8	51	16.0	41	12.9	1	0.3
13:00	324	0	0.0	234	72.2	44	13.6	44	13.6	2	0.6
14:00	314	4	1.3	218	69.4	48	15.3	43	13.7	1	0.3
15:00	339	5	1.5	243	71.7	47	13.9	41	12.1	3	0.9
16:00	343	5	1.5	273	79.6	35	10.2	28	8.2	2	0.6
17:00	255	5	2.0	205	80.4	34	13.3	9	3.5	2	0.8
18:00	184	4	2.2	153	83.2	21	11.4	6	3.3	0	0.0
19:00	97	1	1.0	78	80.4	11	11.3	7	7.2	0	0.0
20:00	55	1	1.8	48	87.3	3	5.5	3	5.5	0	0.0
21:00	56	2	3.6	46	82.1	3	5.4	5	8.9	0	0.0
22:00	55	0	0.0	53	96.4	2	3.6	0	0.0	0	0.0
23:00	23	1	4.4	18	78.3	4	17.4	0	0.0	0	0.0
12H,7-19	3658	28	0.8	2618	71.6	593	16.2	397	10.9	22	0.6
16H,6-22	4141	37	0.9	3003	72.5	643	15.5	436	10.5	22	0.5
18H,6-24	4219	38	0.9	3074	72.9	649	15.4	436	10.3	22	0.5
24H,0-24	4544	44	1.0	3322	73.1	681	15.0	474	10.4	23	0.5

10913		IMMINGHAM		Site No: 10913002		Location		Site 2 - A1173, Immingham (N of Kings Rd)			
Tue 16-Nov-21 to Mon 22-Nov-21				Channel: Northbound							
TIME PERIOD	TOTAL VEHICLES	MOTOR-CYCLES	MOTOR-CYCLES%	CARS	CARS %	LGV	LGV %	HGV	HGV %	BUS	BUS %
Sat 20-Nov-21											
00:00	19	0	0.0	16	84.2	2	10.5	1	5.3	0	0.0
01:00	8	0	0.0	7	87.5	1	12.5	0	0.0	0	0.0
02:00	10	1	10.0	8	80.0	1	10.0	0	0.0	0	0.0
03:00	24	1	4.2	12	50.0	4	16.7	7	29.2	0	0.0
04:00	16	0	0.0	11	68.8	2	12.5	3	18.8	0	0.0
05:00	86	1	1.2	72	83.7	5	5.8	6	7.0	2	2.3
06:00	126	1	0.8	106	84.1	14	11.1	5	4.0	0	0.0
07:00	150	0	0.0	103	68.7	32	21.3	12	8.0	3	2.0
08:00	112	0	0.0	78	69.6	23	20.5	10	8.9	1	0.9
09:00	154	1	0.7	110	71.4	32	20.8	11	7.1	0	0.0
10:00	208	1	0.5	155	74.5	45	21.6	7	3.4	0	0.0
11:00	201	1	0.5	154	76.6	38	18.9	8	4.0	0	0.0
12:00	183	3	1.6	146	79.8	29	15.9	4	2.2	1	0.6
13:00	180	2	1.1	153	85.0	22	12.2	3	1.7	0	0.0
14:00	174	2	1.2	150	86.2	18	10.3	4	2.3	0	0.0
15:00	157	4	2.6	135	86.0	14	8.9	4	2.6	0	0.0
16:00	134	2	1.5	122	91.0	8	6.0	2	1.5	0	0.0
17:00	129	2	1.6	112	86.8	13	10.1	2	1.6	0	0.0
18:00	98	2	2.0	87	88.8	9	9.2	0	0.0	0	0.0
19:00	63	0	0.0	57	90.5	5	7.9	1	1.6	0	0.0
20:00	35	1	2.9	32	91.4	2	5.7	0	0.0	0	0.0
21:00	29	0	0.0	28	96.6	0	0.0	1	3.5	0	0.0
22:00	34	0	0.0	33	97.1	1	2.9	0	0.0	0	0.0
23:00	19	0	0.0	18	94.7	1	5.3	0	0.0	0	0.0
12H,7-19	1880	20	1.1	1505	80.1	283	15.1	67	3.6	5	0.3
16H,6-22	2133	22	1.0	1728	81.0	304	14.3	74	3.5	5	0.2
18H,6-24	2186	22	1.0	1779	81.4	306	14.0	74	3.4	5	0.2
24H,0-24	2349	25	1.1	1905	81.1	321	13.7	91	3.9	7	0.3

10913 IMMINGHAM Site No: 10913002 Location Site 2 - A1173, Immingham (N of Kings Rd)
 Tue 16-Nov-21 to Mon 22-Nov-21 Channel: Northbound

TIME PERIOD	TOTAL VEHICLES	MOTOR-CYCLES	MOTOR-CYCLES%	CARS	CARS %	LGV	LGV %	HGV	HGV %	BUS	BUS %
Sun 21-Nov-21											
00:00	16	0	0.0	14	87.5	2	12.5	0	0.0	0	0.0
01:00	16	0	0.0	13	81.3	2	12.5	1	6.3	0	0.0
02:00	13	0	0.0	9	69.2	3	23.1	1	7.7	0	0.0
03:00	14	0	0.0	7	50.0	1	7.1	6	42.9	0	0.0
04:00	17	0	0.0	16	94.1	1	5.9	0	0.0	0	0.0
05:00	47	1	2.1	43	91.5	2	4.3	1	2.1	0	0.0
06:00	77	1	1.3	60	77.9	15	19.5	1	1.3	0	0.0
07:00	81	0	0.0	63	77.8	14	17.3	4	4.9	0	0.0
08:00	45	2	4.4	28	62.2	9	20.0	6	13.3	0	0.0
09:00	56	0	0.0	40	71.4	14	25.0	2	3.6	0	0.0
10:00	90	0	0.0	74	82.2	12	13.3	4	4.4	0	0.0
11:00	145	0	0.0	122	84.1	20	13.8	3	2.1	0	0.0
12:00	140	1	0.7	123	87.9	12	8.6	4	2.9	0	0.0
13:00	135	1	0.7	117	86.7	15	11.1	2	1.5	0	0.0
14:00	153	2	1.3	135	88.2	14	9.2	2	1.3	0	0.0
15:00	121	0	0.0	103	85.1	13	10.7	5	4.1	0	0.0
16:00	122	2	1.6	107	87.7	10	8.2	3	2.5	0	0.0
17:00	95	1	1.1	79	83.2	11	11.6	4	4.2	0	0.0
18:00	101	1	1.0	92	91.1	3	3.0	5	5.0	0	0.0
19:00	50	0	0.0	43	86.0	5	10.0	2	4.0	0	0.0
20:00	41	0	0.0	39	95.1	1	2.4	1	2.4	0	0.0
21:00	23	0	0.0	21	91.3	1	4.4	1	4.4	0	0.0
22:00	18	1	5.6	12	66.7	3	16.7	2	11.1	0	0.0
23:00	12	0	0.0	8	66.7	3	25.0	1	8.3	0	0.0
12H,7-19	1284	10	0.8	1083	84.4	147	11.5	44	3.4	0	0.0
16H,6-22	1475	11	0.8	1246	84.5	169	11.5	49	3.3	0	0.0
18H,6-24	1505	12	0.8	1266	84.1	175	11.6	52	3.5	0	0.0
24H,0-24	1628	13	0.8	1368	84.0	186	11.4	61	3.8	0	0.0

10913		IMMINGHAM		Site No: 10913002		Location		Site 2 - A1173, Immingham (N of Kings Rd)			
Tue 16-Nov-21 to Mon 22-Nov-21				Channel: Northbound							
TIME PERIOD	TOTAL VEHICLES	MOTOR-CYCLES	MOTOR-CYCLES%	CARS	CARS %	LGV	LGV %	HGV	HGV %	BUS	BUS %
Mon 22-Nov-21											
00:00	9	0	0.0	8	88.9	0	0.0	1	11.1	0	0.0
01:00	6	0	0.0	5	83.3	1	16.7	0	0.0	0	0.0
02:00	22	0	0.0	14	63.6	6	27.3	2	9.1	0	0.0
03:00	38	0	0.0	23	60.5	4	10.5	11	29.0	0	0.0
04:00	100	0	0.0	61	61.0	27	27.0	12	12.0	0	0.0
05:00	204	1	0.5	150	73.5	33	16.2	20	9.8	0	0.0
06:00	337	3	0.9	259	76.9	49	14.5	25	7.4	1	0.3
07:00	483	5	1.0	378	78.3	67	13.9	28	5.8	5	1.0
08:00	300	1	0.3	225	75.0	55	18.3	18	6.0	1	0.3
09:00	245	0	0.0	161	65.7	59	24.1	25	10.2	0	0.0
10:00	233	1	0.4	159	68.2	44	18.9	26	11.2	3	1.3
11:00	220	4	1.8	134	60.9	55	25.0	26	11.8	1	0.5
12:00	286	3	1.1	214	74.8	41	14.3	27	9.4	1	0.4
13:00	310	1	0.3	228	73.6	52	16.8	28	9.0	1	0.3
14:00	292	2	0.7	212	72.6	47	16.1	29	9.9	2	0.7
15:00	305	4	1.3	206	67.5	60	19.7	35	11.5	0	0.0
16:00	400	9	2.3	318	79.5	52	13.0	18	4.5	3	0.8
17:00	362	3	0.8	298	82.3	37	10.2	24	6.6	0	0.0
18:00	176	0	0.0	143	81.3	17	9.7	16	9.1	0	0.0
19:00	81	2	2.5	64	79.0	9	11.1	6	7.4	0	0.0
20:00	55	0	0.0	45	81.8	5	9.1	5	9.1	0	0.0
21:00	37	1	2.7	32	86.5	2	5.4	2	5.4	0	0.0
22:00	43	4	9.3	32	74.4	4	9.3	3	7.0	0	0.0
23:00	13	0	0.0	12	92.3	0	0.0	1	7.7	0	0.0
12H,7-19	3612	33	0.9	2676	74.1	586	16.2	300	8.3	17	0.5
16H,6-22	4122	39	1.0	3076	74.6	651	15.8	338	8.2	18	0.4
18H,6-24	4178	43	1.0	3120	74.7	655	15.7	342	8.2	18	0.4
24H,0-24	4557	44	1.0	3381	74.2	726	15.9	388	8.5	18	0.4

10913 IMMINGHAM Site No: 10913002 Location Site 2 - A1173, Immingham (N of Kings Rd)
 Tue 16-Nov-21 to Mon 22-Nov-21 Channel: Northbound

Time Period	Total Vehicles	85%ile Speed	Mean Speed	Stand Dev.	<6Mph	6-<11	11-<16	16-<21	21-<26	26-<31	31-<36	36-<41	41-<46	46-<51	51-<56
Tue 16-Nov-21															
00:00	16	44.5	37.3	9.1	0	0	1	0	0	1	5	4	3	1	1
01:00	21	42.8	36.8	7.4	0	0	0	0	0	3	10	4	1	1	2
02:00	19	48.8	42.2	7	0	0	0	0	0	1	3	3	7	3	2
03:00	29	47	37.5	7	0	0	0	0	0	5	9	8	1	6	0
04:00	79	42.7	35.4	7.5	0	0	0	0	2	24	22	16	8	3	3
05:00	186	38.7	33.4	5.2	0	0	0	0	3	59	81	27	12	4	0
06:00	316	36.4	31.4	5.6	0	0	0	10	24	122	109	39	7	4	1
07:00	471	35.8	31.2	5.2	0	0	0	3	38	226	139	39	23	3	0
08:00	392	35.9	31.2	4.9	0	0	1	1	21	207	105	47	5	4	1
09:00	282	36.3	31.7	4.7	0	0	0	0	11	137	89	37	6	1	1
10:00	236	37.3	32.3	5.1	0	0	0	0	8	104	80	31	10	2	1
11:00	254	35.3	30.9	5.1	0	1	1	1	14	134	75	19	7	1	1
12:00	319	37.9	32.1	5.6	0	0	0	2	23	129	100	44	16	4	1
13:00	276	35.8	31.4	5.5	0	0	0	1	21	133	82	24	9	4	2
14:00	292	36.4	32.4	4.8	0	0	0	0	6	118	121	33	11	2	1
15:00	331	35.1	30.2	5.1	0	0	3	8	29	165	93	29	3	0	1
16:00	384	34.6	30	4.5	0	0	1	3	42	211	96	25	6	0	0
17:00	315	35.9	31.5	5.3	0	0	2	4	12	145	106	32	11	2	1
18:00	199	36.1	31.7	4.9	0	0	0	2	12	79	75	23	8	0	0
19:00	96	38.3	32.4	6.3	0	0	0	1	7	38	29	13	5	1	2
20:00	84	39.9	33.9	6.6	0	0	0	0	2	33	22	18	5	2	1
21:00	44	39	34	5	0	0	0	0	0	13	18	10	2	1	0
22:00	41	42.1	34.4	7.1	0	0	1	0	0	14	11	7	6	2	0
23:00	24	50.8	40.6	9.3	0	0	0	0	1	2	5	7	1	4	3
12H,7-19	3751	35.9	31.3	5.1	0	1	8	25	237	1788	1161	383	115	23	10
16H,6-22	4291	36	31.4	5.2	0	1	8	36	270	1994	1339	463	134	31	14
18H,6-24	4356	36.2	31.5	5.3	0	1	9	36	271	2010	1355	477	141	37	17
24H,0-24	4706	36.8	31.8	5.5	0	1	10	36	276	2103	1485	539	173	55	25

10913 IMMINGHAM Site No: 10913002 Location Site 2 - A1173, Immingham (N of Kings Rd)
 Tue 16-Nov-21 to Mon 22-Nov-21 Channel: Northbound

Time Period	Total Vehicles	85%ile Speed	Mean Speed	Stand Dev.	<6Mph	6-<11	11-<16	16-<21	21-<26	26-<31	31-<36	36-<41	41-<46	46-<51	51-<56
Wed 17-Nov-21															
00:00	12	39.5	33.9	9	0	0	1	0	0	3	3	3	1	1	0
01:00	13	38.8	35.8	6.1	0	0	0	0	0	3	4	4	1	1	0
02:00	21	46.6	35.6	9.3	0	0	0	1	0	6	6	4	0	3	0
03:00	30	42.7	35.7	6.1	0	0	0	0	0	8	9	6	6	1	0
04:00	68	41.2	35.6	5.8	0	0	0	0	0	15	25	17	7	4	0
05:00	187	39.4	33.3	6	0	0	1	0	3	71	66	26	14	5	0
06:00	320	35.7	31.5	4.7	0	0	2	0	13	150	113	32	9	1	0
07:00	492	35.7	31.4	4.5	0	0	0	1	21	243	162	52	11	2	0
08:00	338	35.9	30.9	5.4	0	0	0	7	34	154	93	38	10	1	1
09:00	260	35.8	31.9	4.9	0	0	0	0	14	108	103	21	11	3	0
10:00	217	36	31.9	5.1	0	0	0	1	10	96	77	19	12	2	0
11:00	277	36.8	31.9	5.6	0	0	0	1	18	125	87	25	15	5	1
12:00	310	38.5	32.5	5.9	0	0	4	5	6	120	103	51	17	2	2
13:00	284	38.1	32.5	5.5	0	0	0	1	6	128	90	38	14	5	2
14:00	299	36.3	32.2	4.4	0	0	1	0	2	126	122	38	10	0	0
15:00	331	36.4	31.4	5.4	0	0	2	0	29	143	104	38	11	3	1
16:00	380	34.9	30.8	4.1	0	0	0	2	17	199	134	20	8	0	0
17:00	350	35.6	30.7	5.1	0	0	1	0	45	158	101	36	7	1	1
18:00	184	38.4	32.8	5.8	0	0	1	1	8	62	70	29	8	4	1
19:00	122	37	32.4	5.3	0	0	0	1	3	50	46	16	5	0	0
20:00	81	42.5	35.6	7.5	0	0	0	0	0	27	21	18	8	4	0
21:00	47	40	35	6.2	0	0	0	0	0	11	22	8	3	1	2
22:00	43	44.4	36.3	7.9	0	0	1	0	0	11	9	11	6	4	1
23:00	18	42.3	35.4	6.1	0	0	0	0	0	4	8	2	3	1	0
12H,7-19	3722	36.2	31.6	5.2	0	0	9	19	210	1662	1246	405	134	28	9
16H,6-22	4292	36.4	31.8	5.2	0	0	11	20	226	1900	1448	479	159	34	11
18H,6-24	4353	36.6	31.8	5.3	0	0	12	20	226	1915	1465	492	168	39	12
24H,0-24	4684	37.1	32	5.4	0	0	14	21	229	2021	1578	552	197	54	12

10913 IMMINGHAM Site No: 10913002 Location Site 2 - A1173, Immingham (N of Kings Rd)
 Tue 16-Nov-21 to Mon 22-Nov-21 Channel: Northbound

Time Period	Total Vehicles	85%ile Speed	Mean Speed	Stand Dev.	<6Mph	6-<11	11-<16	16-<21	21-<26	26-<31	31-<36	36-<41	41-<46	46-<51	51-<56
Thu 18-Nov-21															
00:00	12	39.5	34.3	6.5	0	0	0	0	0	4	5	1	1	1	0
01:00	11	40.3	35.3	6.9	0	0	0	0	0	4	2	3	1	1	0
02:00	20	45.2	37.3	6.6	0	0	0	0	0	4	4	8	1	3	0
03:00	27	45.1	37.2	6.9	0	0	0	0	0	3	13	4	3	3	1
04:00	78	40.5	34.7	7.1	0	0	0	0	2	22	30	13	7	1	0
05:00	183	39.3	34.1	5.1	0	0	0	0	2	46	82	38	12	2	1
06:00	305	35.8	31.6	5	0	0	2	0	15	133	113	30	9	3	0
07:00	461	35.4	30.6	5.6	0	2	4	10	33	227	131	36	13	4	1
08:00	373	35	30.3	4.7	0	0	3	3	29	204	96	33	5	0	0
09:00	261	37.9	33	5.1	0	0	1	0	3	90	113	38	12	3	1
10:00	245	37.9	32.7	5.2	0	0	0	0	3	105	89	28	16	3	1
11:00	281	37.6	32.5	5.9	0	3	0	2	9	97	114	42	8	4	1
12:00	321	37.6	31.9	5.7	0	0	2	9	7	140	101	43	14	5	0
13:00	280	38	32.7	5.8	0	0	1	2	9	108	104	33	15	6	1
14:00	347	36	31.7	5.2	0	0	0	5	13	163	114	32	16	3	1
15:00	356	35.1	30.5	4.9	0	1	1	8	25	170	119	26	5	1	0
16:00	413	34.9	30.8	4.4	0	0	0	1	29	210	140	22	10	1	0
17:00	348	35.9	31.5	4.8	0	0	0	0	11	182	105	40	5	3	2
18:00	187	38.7	32.9	5.8	0	0	1	2	5	67	68	29	11	3	1
19:00	111	39.4	33.1	6.1	0	0	1	1	0	45	34	19	10	0	0
20:00	63	40.6	34.3	6.1	0	0	0	0	1	20	22	11	7	1	1
21:00	49	37.4	34.5	7.1	0	0	0	0	1	11	28	4	0	2	2
22:00	39	49	39.7	8.8	0	0	0	0	0	7	9	7	6	6	2
23:00	13	44.9	35.8	7.1	0	0	0	0	0	3	6	1	1	2	0
12H,7-19	3873	36	31.6	5.3	0	6	13	42	176	1763	1294	402	130	36	9
16H,6-22	4401	36.2	31.7	5.4	0	6	16	43	193	1972	1491	466	156	42	12
18H,6-24	4453	36.4	31.8	5.5	0	6	16	43	193	1982	1506	474	163	50	14
24H,0-24	4784	36.9	32	5.6	0	6	16	43	197	2065	1642	541	188	61	16

10913 IMMINGHAM Site No: 10913002 Location Site 2 - A1173, Immingham (N of Kings Rd)
 Tue 16-Nov-21 to Mon 22-Nov-21 Channel: Northbound

Time Period	Total Vehicles	85%ile Speed	Mean Speed	Stand Dev.	<6Mph	6-<11	11-<16	16-<21	21-<26	26-<31	31-<36	36-<41	41-<46	46-<51	51-<56
Fri 19-Nov-21															
00:00	12	39.5	35.2	7	0	0	0	0	1	2	4	3	1	1	0
01:00	10	46	39	9	0	0	0	0	0	1	4	2	1	1	0
02:00	20	44.8	38.8	8	0	0	0	0	0	3	6	3	5	2	0
03:00	27	45.5	38.7	7.3	0	0	0	0	0	2	11	4	6	3	0
04:00	74	40.8	35.5	6.3	0	0	0	0	2	10	38	13	6	3	1
05:00	182	39.4	33.9	5.3	0	0	0	0	1	57	75	31	14	3	1
06:00	275	36.6	32.3	4.7	0	0	0	0	13	99	117	36	8	2	0
07:00	449	35.7	31.5	5	0	0	0	1	26	212	152	37	15	6	0
08:00	316	36.9	32.3	4.9	0	0	0	7	5	114	135	41	14	0	0
09:00	274	36.9	32.1	5	0	0	0	0	11	120	95	34	12	1	1
10:00	288	36.1	31.2	6.4	0	3	5	9	5	125	97	26	15	2	1
11:00	254	36.1	32	5	0	0	1	0	8	111	95	26	10	2	1
12:00	318	36	31.7	4.9	0	0	0	0	20	138	112	36	8	4	0
13:00	324	36.6	31.5	5.5	0	0	0	11	12	145	102	39	11	3	1
14:00	314	36	32.1	5	0	0	0	0	6	145	116	28	14	4	1
15:00	339	36	32	4.9	0	0	0	0	10	151	127	36	10	4	1
16:00	343	36	31.5	5.6	0	1	2	5	14	157	113	34	13	3	0
17:00	255	35.9	31.8	4.8	0	0	0	1	12	108	97	26	10	1	0
18:00	184	38.3	32.4	6.3	0	0	1	1	13	71	60	22	9	5	2
19:00	97	39.9	33.3	6.5	0	0	1	0	5	32	33	14	10	1	0
20:00	55	42.4	34.8	6.5	0	0	0	0	1	18	16	9	8	3	0
21:00	56	43.8	36.8	6.4	0	0	0	0	0	10	19	12	11	3	1
22:00	55	41.2	35.5	5.4	0	0	0	0	1	9	22	14	8	1	0
23:00	23	41.1	36.8	5.7	0	0	0	0	0	3	8	8	2	2	0
12H,7-19	3658	36.3	31.8	5.2	0	4	9	35	142	1597	1301	385	141	35	8
16H,6-22	4141	36.7	32	5.3	0	4	10	35	161	1756	1486	456	178	44	9
18H,6-24	4219	36.9	32.1	5.4	0	4	10	35	162	1768	1516	478	188	47	9
24H,0-24	4544	37.4	32.3	5.5	0	4	10	35	166	1843	1654	534	221	60	11

10913 IMMINGHAM Site No: 10913002 Location Site 2 - A1173, Immingham (N of Kings Rd)
 Tue 16-Nov-21 to Mon 22-Nov-21 Channel: Northbound

Time Period	Total Vehicles	85%ile Speed	Mean Speed	Stand Dev.	<6Mph	6-<11	11-<16	16-<21	21-<26	26-<31	31-<36	36-<41	41-<46	46-<51	51-<56
Sat 20-Nov-21															
00:00	19	42.1	35.9	6.9	0	0	0	0	1	5	2	7	3	1	0
01:00	8	-	46	7.7	0	0	0	0	0	1	0	0	1	5	1
02:00	10	42.7	36	6	0	0	0	0	0	2	4	1	3	0	0
03:00	24	40.8	35.8	6.7	0	0	0	0	0	6	8	6	2	1	1
04:00	16	41.2	34.4	5.7	0	0	0	0	0	5	6	2	3	0	0
05:00	86	40.8	35.2	5.7	0	0	0	0	1	21	28	23	10	3	0
06:00	126	39.3	34	5.3	0	0	0	0	1	36	55	22	9	2	1
07:00	150	40.4	34.5	6.1	0	0	0	0	2	43	58	27	12	7	0
08:00	112	39.3	33.3	6.2	0	0	0	0	4	43	39	13	7	5	1
09:00	154	39.6	33.3	6.7	0	2	0	0	0	64	44	28	10	4	1
10:00	208	41.5	34.8	6.2	0	0	0	0	4	60	67	43	23	10	1
11:00	201	38.7	32.9	5.5	0	0	0	1	0	92	63	27	12	6	0
12:00	183	39.2	33.2	5.9	0	0	1	1	3	66	68	25	15	3	0
13:00	180	39.8	33.9	5.6	0	0	0	0	6	53	65	38	13	5	0
14:00	174	40.6	34.4	6.3	0	0	0	1	0	60	55	34	17	3	4
15:00	157	42.3	34.3	6.8	0	0	2	0	1	51	57	17	19	8	2
16:00	134	40.9	35.1	6	0	0	0	0	0	35	50	29	15	3	1
17:00	129	40.2	33.9	6.1	0	0	0	0	3	43	48	18	11	5	1
18:00	98	39.1	33.6	5.6	0	0	0	0	5	25	43	16	6	3	0
19:00	63	42.7	35.2	7.8	0	0	0	0	2	23	12	14	6	3	2
20:00	35	44.8	36.6	7.9	0	0	0	0	1	8	11	4	7	3	0
21:00	29	42.4	35.9	6.6	0	0	0	0	0	7	10	6	4	1	1
22:00	34	40.6	35.4	7.5	0	0	0	0	1	8	13	7	2	1	1
23:00	19	45.1	38	6.8	0	0	0	0	0	1	9	4	2	2	1
12H,7-19	1880	40.3	33.9	6.1	0	2	3	3	28	635	657	315	160	62	11
16H,6-22	2133	40.4	34	6.2	0	2	3	3	32	709	745	361	186	71	15
18H,6-24	2186	40.5	34.1	6.2	0	2	3	3	33	718	767	372	190	74	17
24H,0-24	2349	40.6	34.2	6.2	0	2	3	3	35	758	815	411	212	84	19

10913 IMMINGHAM Site No: 10913002 Location Site 2 - A1173, Immingham (N of Kings Rd)
 Tue 16-Nov-21 to Mon 22-Nov-21 Channel: Northbound

Time Period	Total Vehicles	85%ile Speed	Mean Speed	Stand Dev.	<6Mph	6-<11	11-<16	16-<21	21-<26	26-<31	31-<36	36-<41	41-<46	46-<51	51-<56
Sun 21-Nov-21															
00:00	16	44.4	39.1	6.4	0	0	0	0	0	1	5	3	6	0	1
01:00	16	43.8	36.9	6.4	0	0	0	0	0	2	7	3	2	2	0
02:00	13	42.4	36.2	7.7	0	0	0	0	0	4	3	3	2	0	1
03:00	14	42	37.1	5.5	0	0	0	0	0	1	6	4	2	1	0
04:00	17	44.3	36.1	8.2	0	0	0	0	1	4	5	2	3	1	1
05:00	47	41.9	36.1	5.8	0	0	0	0	0	9	16	13	8	0	1
06:00	77	38.9	33.2	5.8	0	0	0	0	1	32	25	12	4	2	1
07:00	81	39.6	34.7	5.6	0	0	0	0	0	20	32	23	3	2	0
08:00	45	40.1	34.8	5.8	0	0	0	0	2	8	18	12	3	2	0
09:00	56	38.3	33.5	4.6	0	0	0	0	1	15	26	11	3	0	0
10:00	90	43.3	35.3	7.3	0	0	0	1	3	23	28	15	13	4	3
11:00	145	40.4	34.1	6	0	0	0	0	0	55	45	26	15	2	1
12:00	140	40	34.4	5.5	0	0	0	0	1	36	60	27	13	2	0
13:00	135	40.7	34.8	5.6	0	0	0	0	0	38	46	32	15	4	0
14:00	153	39.2	33.3	5.2	0	0	0	0	1	59	53	26	12	2	0
15:00	121	39.3	34.1	5.6	0	0	0	0	3	29	58	19	6	5	1
16:00	122	38.4	32.4	5.8	0	1	0	3	0	51	38	21	7	1	0
17:00	95	39.4	33.5	5.9	0	0	0	0	3	32	37	12	8	2	1
18:00	101	38.8	33.5	5.4	0	0	0	0	0	37	39	17	5	2	1
19:00	50	39.2	33.4	5.2	0	0	0	0	1	18	16	11	4	0	0
20:00	41	45.4	37.6	8	0	0	0	0	1	8	9	12	5	3	2
21:00	23	36.3	33.3	5.7	0	0	0	0	0	9	10	1	2	1	0
22:00	18	38	32.9	5.8	0	0	0	0	2	4	8	2	2	0	0
23:00	12	50.3	38.1	8.8	0	0	0	0	0	3	2	4	1	0	2
12H,7-19	1284	39.9	34	5.8	0	1	0	4	14	403	480	241	103	28	7
16H,6-22	1475	40	34	5.9	0	1	0	4	17	470	540	277	118	34	10
18H,6-24	1505	40	34	5.9	0	1	0	4	19	477	550	283	121	34	12
24H,0-24	1628	40.3	34.2	6	0	1	0	4	20	498	592	311	144	38	16

10913 IMMINGHAM Site No: 10913002 Location Site 2 - A1173, Immingham (N of Kings Rd)
 Tue 16-Nov-21 to Mon 22-Nov-21 Channel: Northbound

Time Period	Total Vehicles	85%ile Speed	Mean Speed	Stand Dev.	<6Mph	6-<11	11-<16	16-<21	21-<26	26-<31	31-<36	36-<41	41-<46	46-<51	51-<56
Mon 22-Nov-21															
00:00	9	-	34.6	5.1	0	0	0	0	0	3	1	5	0	0	0
01:00	6	-	35.2	4.3	0	0	0	0	0	1	2	3	0	0	0
02:00	22	43.2	36.5	6.1	0	0	0	0	0	4	8	4	5	1	0
03:00	38	39.8	34.6	5.3	0	0	0	0	1	6	21	5	4	1	0
04:00	100	40	34.4	5.3	0	0	0	0	0	31	32	27	8	2	0
05:00	204	38.7	33.5	5.2	0	0	1	0	2	64	84	40	9	3	1
06:00	337	35.8	31.7	4.9	0	0	0	0	22	139	129	34	10	2	1
07:00	483	35.5	31.3	4.7	0	0	0	1	23	241	161	44	10	0	3
08:00	300	36.1	32.1	4.7	0	0	1	0	10	120	123	35	10	1	0
09:00	245	35.8	31.9	4.5	0	0	0	0	3	120	88	21	13	0	0
10:00	233	36.3	31.9	5.2	0	0	0	1	15	95	85	26	6	5	0
11:00	220	35.6	31.5	4.5	0	1	0	0	2	114	76	22	4	1	0
12:00	286	38.2	32.8	5.1	0	0	0	0	9	107	106	46	14	4	0
13:00	310	37.5	32.4	5.1	0	0	1	0	8	130	112	41	15	3	0
14:00	292	36	31.8	4.7	0	0	0	2	8	134	104	34	9	1	0
15:00	305	35.6	31.4	4.8	0	0	1	1	15	142	108	26	11	1	0
16:00	400	34.9	30.4	4.4	0	0	0	6	29	215	116	29	4	1	0
17:00	362	34.7	30.4	4.6	0	0	0	1	31	208	91	20	9	1	1
18:00	176	39	32.7	5.8	0	0	0	0	7	77	49	27	12	3	1
19:00	81	40.1	33.9	7.4	0	0	0	0	4	31	22	14	3	2	5
20:00	55	39.8	33.8	6.1	0	0	0	0	1	21	16	11	3	3	0
21:00	37	39.3	34.4	5.7	0	0	0	0	1	7	19	6	3	0	1
22:00	43	40.4	34	8.3	0	0	1	1	1	13	13	8	3	1	1
23:00	13	43.6	37.7	7.2	0	0	0	0	0	2	4	3	3	0	1
12H,7-19	3612	35.9	31.6	4.9	0	1	3	12	160	1703	1219	371	117	21	5
16H,6-22	4122	36	31.7	5	0	1	3	12	188	1901	1405	436	136	28	12
18H,6-24	4178	36.1	31.7	5	0	1	4	13	189	1916	1422	447	142	29	14
24H,0-24	4557	36.6	31.9	5.1	0	1	5	13	192	2025	1570	531	168	36	15

10913 IMMINGHAM Site No: 10913002 Location Site 2 - A1173, Immingham (N of Kings Rd)
 Tue 16-Nov-21 to Mon 22-Nov-21 Channel: Northbound

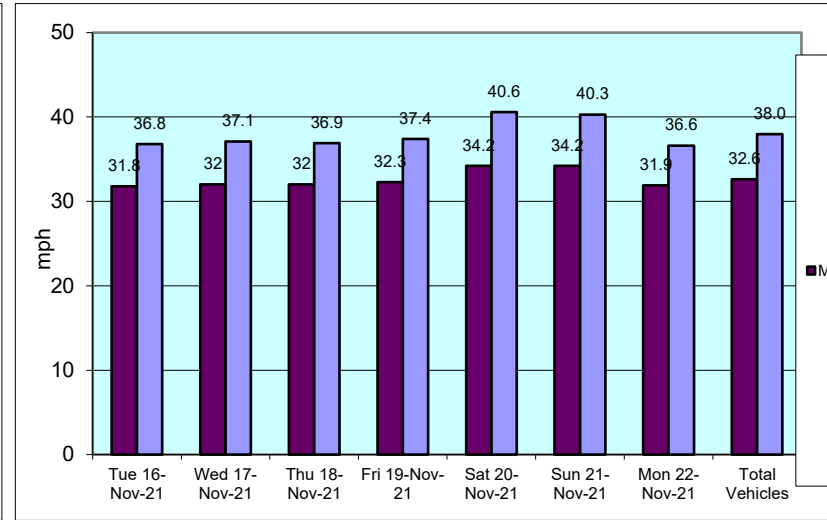
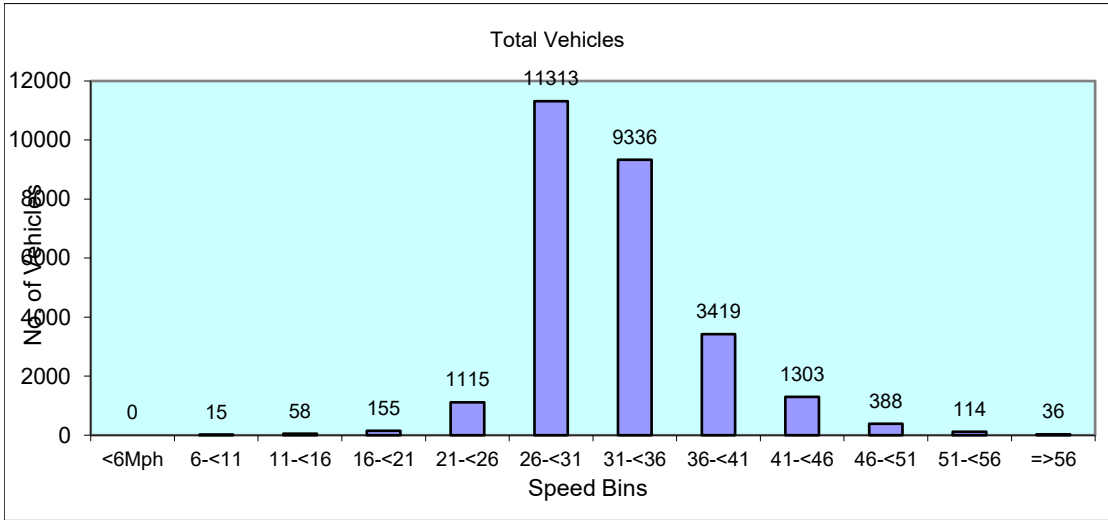
Time Period	Total Vehicles	85%ile Speed	Mean Speed	Stand Dev.	<6Mph	6-<11	11-<16	16-<21	21-<26	26-<31	31-<36	36-<41	41-<46	46-<51	51-<56
-------------	----------------	--------------	------------	------------	-------	-------	--------	--------	--------	--------	--------	--------	--------	--------	--------

Daily Totals

Tue 16-Nov-21	4706	36.8	31.8	5.5	0	1	10	36	276	2103	1485	539	173	55	25
Wed 17-Nov-21	4684	37.1	32	5.4	0	0	14	21	229	2021	1578	552	197	54	12
Thu 18-Nov-21	4784	36.9	32	5.6	0	6	16	43	197	2065	1642	541	188	61	16
Fri 19-Nov-21	4544	37.4	32.3	5.5	0	4	10	35	166	1843	1654	534	221	60	11
Sat 20-Nov-21	2349	40.6	34.2	6.2	0	2	3	3	35	758	815	411	212	84	19
Sun 21-Nov-21	1628	40.3	34.2	6	0	1	0	4	20	498	592	311	144	38	16
Mon 22-Nov-21	4557	36.6	31.9	5.1	0	1	5	13	192	2025	1570	531	168	36	15

Total Vehicles

[--]	27252	38.0	32.6	5.6	0	15	58	155	1115	11313	9336	3419	1303	388	114
------	-------	------	------	-----	---	----	----	-----	------	-------	------	------	------	-----	-----



=>56

0
0
0
0
3
0
0
0
0
0
1
0
1
0
0
0
0
0
1
0
1
2
0
2
4
6
9

=>56

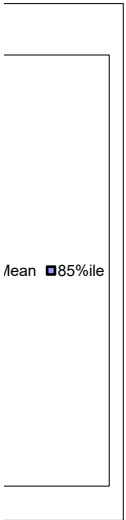
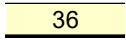
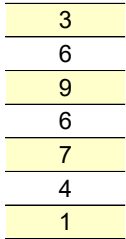
0
1
1
1
1
0
0
0
0
0
0
0
0
0
0
0
0
0
1
0
0
1
0
0
0
0
0
1
2
2
6

=>56

0
0
0
0
0
0
0
1
0
1
0
0
1
0
0
1
0
0
1
0
1
1
0
1
0
4
6
7
7

=>56

0
0
0
0
0
0
0
1
0
0
0
1
1
0
0
0
0
0
0
0
0
1
0
0
0
0
3
4
4
4

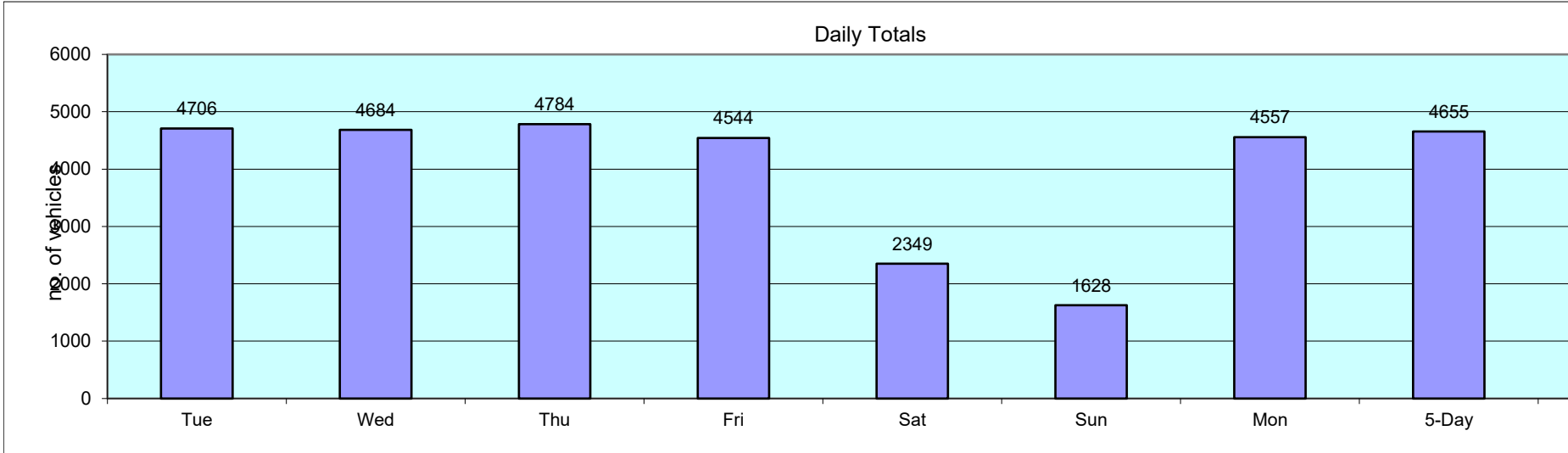


10913 IMMINGHAM Site No: 10913002 Location Site 2 - A1173, Immingham (N of Kin
Channel: Northbound

	Tue	Wed	Thu	Fri	Sat	Sun	Mon	5-Day
TIME PERIOD	16/11/2021	17/11/2021	18/11/2021	19/11/2021	20/11/2021	21/11/2021	22/11/2021	Av
Week Begin: 16-Nov-21								
00:00	16	12	12	12	19	16	9	12
01:00	21	13	11	10	8	16	6	12
02:00	19	21	20	20	10	13	22	20
03:00	29	30	27	27	24	14	38	30
04:00	79	68	78	74	16	17	100	80
05:00	186	187	183	182	86	47	204	188
06:00	316	320	305	275	126	77	337	311
07:00	471	492	461	449	150	81	483	471
08:00	392	338	373	316	112	45	300	344
09:00	282	260	261	274	154	56	245	264
10:00	236	217	245	288	208	90	233	244
11:00	254	277	281	254	201	145	220	257
12:00	319	310	321	318	183	140	286	311
13:00	276	284	280	324	180	135	310	295
14:00	292	299	347	314	174	153	292	309
15:00	331	331	356	339	157	121	305	332
16:00	384	380	413	343	134	122	400	384
17:00	315	350	348	255	129	95	362	326
18:00	199	184	187	184	98	101	176	186
19:00	96	122	111	97	63	50	81	101
20:00	84	81	63	55	35	41	55	68
21:00	44	47	49	56	29	23	37	47
22:00	41	43	39	55	34	18	43	44
23:00	24	18	13	23	19	12	13	18
12H,7-19	3751	3722	3873	3658	1880	1284	3612	3723
16H,6-22	4291	4292	4401	4141	2133	1475	4122	4249
18H,6-24	4356	4353	4453	4219	2186	1505	4178	4312
24H,0-24	4706	4684	4784	4544	2349	1628	4557	4655
Am	07:00	07:00	07:00	07:00	10:00	11:00	07:00	
Peak	471	492	461	449	208	145	483	
Pm	16:00	16:00	16:00	16:00	12:00	14:00	16:00	
Peak	384	380	413	343	183	153	400	

10913 IMMINGHAM Site No: 10913002 Location Site 2 - A1173, Immingham (N of Kin
Channel: Northbound

TIME PERIOD	Tue 16/11/2021	Wed 17/11/2021	Thu 18/11/2021	Fri 19/11/2021	Sat 20/11/2021	Sun 21/11/2021	Mon 22/11/2021	5-Day Av
-------------	-------------------	-------------------	-------------------	-------------------	-------------------	-------------------	-------------------	-------------

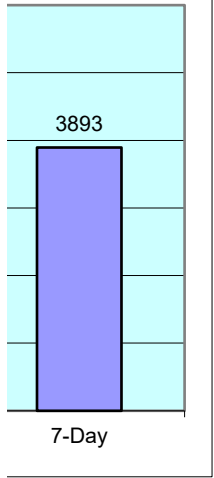


igs Rd)

**7-Day
Av**

14
12
18
27
62
154
251
370
268
219
217
233
268
256
267
277
311
265
161
89
59
41
39
17
3111
3551
3607
3893

igs Rd)
**7-Day
Av**



10913		IMMINGHAM			Site No: 10913002		Location		Site 2 - A1173, Immingham (N of Kings Rd)						
Tue 16-Nov-21 to Mon 22-Nov-21					Channel: Southbound										
TIME PERIOD	TOTAL VEHICLES	MOTOR-CYCLES	CARS OR CAR-BASED LGV	LIGHT GOODS VEHICLE S	BUSES	TWO AXLE, SIX TYRE, RIGID/BUSES	THREE AXLE RIGID	FOUR OR MORE AXLE RIGID	FOUR OR LESS AXLE ARTIC	FIVE AXLE ARTIC	SIX OR MORE AXLE ARTIC	FIVE OR LESS AXLE MULTI-TRAILER ARTIC	SIX AXLE MULTI-TRAILER ARTIC	SEVEN OR MORE AXLE ARTIC	
Tue 16-Nov-21															
00:00	15	1	12	1	0	0	0	0	0	0	1	0	0	0	
01:00	11	0	9	2	0	0	0	0	0	0	0	0	0	0	
02:00	22	1	16	2	0	0	0	0	0	0	2	1	0	0	
03:00	25	0	17	4	0	0	0	0	0	0	3	1	0	0	
04:00	44	1	36	2	0	0	0	0	0	1	3	1	0	0	
05:00	158	3	130	10	0	0	0	0	1	0	12	2	0	0	
06:00	185	6	138	17	1	1	1	0	2	1	10	8	0	0	
07:00	273	1	216	35	1	1	0	0	4	0	5	10	0	0	
08:00	334	4	234	59	1	3	3	0	5	2	13	10	0	0	
09:00	239	1	167	47	2	4	4	0	2	0	6	6	0	0	
10:00	238	0	156	52	1	2	0	0	3	2	12	10	0	0	
11:00	242	1	161	48	1	4	1	0	4	0	16	6	0	0	
12:00	282	2	204	55	0	1	3	0	1	0	7	9	0	0	
13:00	323	1	229	52	2	2	2	1	6	1	14	13	0	0	
14:00	326	1	219	74	1	1	6	0	5	0	14	5	0	0	
15:00	371	1	264	76	5	1	2	0	2	0	14	6	0	0	
16:00	521	3	431	66	4	1	1	0	2	0	9	4	0	0	
17:00	349	2	287	36	2	1	3	0	2	0	7	9	0	0	
18:00	254	3	207	28	1	1	1	0	0	0	10	3	0	0	
19:00	132	0	103	15	1	2	2	0	0	0	7	2	0	0	
20:00	80	2	57	10	0	0	0	0	0	1	7	3	0	0	
21:00	67	2	52	11	0	1	1	0	0	0	0	0	0	0	
22:00	31	1	26	4	0	0	0	0	0	0	0	0	0	0	
23:00	23	0	18	3	0	0	0	0	0	0	2	0	0	0	
12H,7-19	3752	20	2775	628	21	22	26	1	36	5	127	91	0	0	
16H,6-22	4216	30	3125	681	23	26	30	1	38	7	151	104	0	0	
18H,6-24	4270	31	3169	688	23	26	30	1	38	7	153	104	0	0	
24H,0-24	4545	37	3389	709	23	26	30	1	39	8	174	109	0	0	

10913 IMMINGHAM Site No: 10913002 Location Site 2 - A1173, Immingham (N of Kings Rd)
 Tue 16-Nov-21 to Mon 22-Nov-21 Channel: Southbound

TIME PERIOD	TOTAL VEHICLES	MOTOR-CYCLES	CARS OR CAR-BASED LGV	LIGHT GOODS VEHICLES	BUSES	TWO AXLE, SIX TYRE, RIGID/BUSES	THREE AXLE RIGID	FOUR OR MORE AXLE RIGID	FOUR OR LESS AXLE ARTIC	FIVE AXLE ARTIC	SIX OR MORE AXLE ARTIC	FIVE OR LESS AXLE MULTI-TRAILER ARTIC	SIX AXLE MULTI-TRAILER ARTIC	SEVEN OR MORE AXLE ARTIC	
Wed 17-Nov-21															
00:00	18	0	12	3	0	0	0	0	0	0	3	0	0	0	
01:00	10	1	8	0	0	0	0	0	0	0	1	0	0	0	
02:00	20	0	12	4	0	0	0	0	0	0	3	1	0	0	
03:00	26	0	16	7	1	0	0	0	0	0	1	1	0	0	
04:00	43	1	31	4	2	0	0	0	0	0	5	0	0	0	
05:00	162	5	127	11	1	0	0	0	1	1	16	0	0	0	
06:00	191	3	148	23	1	1	2	1	1	1	5	5	0	0	
07:00	278	1	224	29	0	2	1	0	6	0	6	9	0	0	
08:00	350	2	262	61	0	1	4	0	4	0	4	12	0	0	
09:00	255	2	168	59	5	1	2	0	4	1	7	6	0	0	
10:00	231	0	145	55	2	1	3	0	5	0	8	12	0	0	
11:00	263	3	167	59	2	5	2	0	5	1	8	11	0	0	
12:00	306	2	201	67	3	3	2	0	3	1	13	11	0	0	
13:00	306	1	219	64	0	2	1	0	4	1	6	8	0	0	
14:00	310	3	213	67	2	1	2	0	4	0	9	9	0	0	
15:00	351	2	254	65	2	2	5	0	2	1	5	13	0	0	
16:00	485	2	392	59	2	3	3	0	5	1	9	9	0	0	
17:00	369	1	303	34	2	2	3	1	0	0	15	8	0	0	
18:00	265	5	214	29	2	0	3	1	0	0	4	7	0	0	
19:00	119	0	87	17	0	0	0	0	0	0	10	5	0	0	
20:00	85	3	66	8	0	0	0	0	0	0	5	3	0	0	
21:00	70	1	61	5	0	0	1	0	0	0	1	1	0	0	
22:00	25	1	19	4	0	0	1	0	0	0	0	0	0	0	
23:00	26	1	20	4	0	0	0	0	0	0	0	1	0	0	
12H,7-19	3769	24	2762	648	22	23	31	2	42	6	94	115	0	0	
16H,6-22	4234	31	3124	701	23	24	34	3	43	7	115	129	0	0	
18H,6-24	4285	33	3163	709	23	24	35	3	43	7	115	130	0	0	
24H,0-24	4564	40	3369	738	27	24	35	3	44	8	144	132	0	0	

10913 IMMINGHAM Site No: 10913002 Location Site 2 - A1173, Immingham (N of Kings Rd)
 Tue 16-Nov-21 to Mon 22-Nov-21 Channel: Southbound

TIME PERIOD	TOTAL VEHICLES	MOTOR-CYCLES	CARS OR CAR-BASED LGV	LIGHT GOODS VEHICLES	BUSES	TWO AXLE, SIX TYRE, RIGID/BUSES	THREE AXLE RIGID	FOUR OR MORE AXLE RIGID	FOUR OR LESS AXLE ARTIC	FIVE AXLE ARTIC	SIX OR MORE AXLE ARTIC	FIVE OR LESS AXLE MULTI-TRAILER ARTIC	SIX AXLE MULTI-TRAILER ARTIC	SEVEN OR MORE AXLE ARTIC
Thu 18-Nov-21														
00:00	18	1	14	2	0	0	1	0	0	0	0	0	0	0
01:00	15	0	8	5	0	0	0	0	0	0	2	0	0	0
02:00	18	0	13	2	1	0	0	0	0	0	0	2	0	0
03:00	18	0	13	4	0	0	0	0	0	0	1	0	0	0
04:00	48	2	34	6	1	0	0	0	0	0	5	0	0	0
05:00	159	4	135	6	0	0	0	0	3	0	10	1	0	0
06:00	207	3	165	15	1	0	1	0	3	0	9	10	0	0
07:00	275	2	223	28	2	2	5	0	3	1	6	3	0	0
08:00	311	2	217	66	0	4	4	0	7	0	7	4	0	0
09:00	221	2	142	54	2	2	4	0	3	0	5	7	0	0
10:00	264	0	171	56	1	3	5	0	7	1	10	10	0	0
11:00	262	3	166	54	3	1	7	0	9	0	17	2	0	0
12:00	317	2	235	53	3	3	3	1	3	1	7	6	0	0
13:00	339	2	235	60	0	3	8	0	11	1	12	7	0	0
14:00	335	1	239	72	0	3	1	0	6	1	9	3	0	0
15:00	402	2	282	80	2	1	7	1	6	2	11	8	0	0
16:00	441	4	357	52	4	1	5	0	7	0	7	4	0	0
17:00	345	6	277	43	4	1	3	0	0	0	5	6	0	0
18:00	258	4	204	35	1	0	1	0	0	0	7	6	0	0
19:00	105	2	83	13	1	0	0	0	0	0	5	1	0	0
20:00	72	3	56	8	0	0	0	0	1	0	2	2	0	0
21:00	63	0	54	7	0	0	0	0	0	0	2	0	0	0
22:00	29	0	29	0	0	0	0	0	0	0	0	0	0	0
23:00	32	0	26	4	1	0	0	0	0	0	1	0	0	0
12H,7-19	3770	30	2748	653	22	24	53	2	62	7	103	66	0	0
16H,6-22	4217	38	3106	696	24	24	54	2	66	7	121	79	0	0
18H,6-24	4278	38	3161	700	25	24	54	2	66	7	122	79	0	0
24H,0-24	4554	45	3378	725	27	24	55	2	69	7	140	82	0	0

10913		IMMINGHAM			Site No: 10913002		Location Site 2 - A1173, Immingham (N of Kings Rd)							
Tue 16-Nov-21 to Mon 22-Nov-21					Channel: Southbound									
TIME PERIOD	TOTAL VEHICLES	MOTOR-CYCLES	CARS OR CAR-BASED LGV	LIGHT GOODS VEHICLES	BUSES	TWO AXLE, SIX TYRE, RIGID/BUSES	THREE AXLE RIGID	FOUR OR MORE AXLE RIGID	FOUR OR LESS AXLE ARTIC	FIVE AXLE ARTIC	SIX OR MORE AXLE ARTIC	FIVE OR LESS AXLE MULTI-TRAILER ARTIC	SIX AXLE MULTI-TRAILER ARTIC	SEVEN OR MORE AXLE ARTIC
Fri 19-Nov-21														
00:00	18	0	14	2	0	0	0	0	0	0	1	1	0	0
01:00	15	1	9	3	0	0	0	0	0	0	1	1	0	0
02:00	21	0	18	2	0	0	0	0	0	0	0	1	0	0
03:00	27	0	23	1	1	0	1	0	0	0	1	0	0	0
04:00	46	1	33	3	1	0	2	0	0	0	4	2	0	0
05:00	158	3	134	9	2	0	0	0	3	1	4	2	0	0
06:00	212	3	156	23	1	1	2	0	3	0	12	11	0	0
07:00	259	1	212	28	1	1	1	1	4	2	6	2	0	0
08:00	296	1	206	53	5	3	2	1	5	1	11	8	0	0
09:00	257	1	182	52	3	0	4	0	7	1	5	2	0	0
10:00	323	3	209	74	2	2	3	1	7	0	15	7	0	0
11:00	300	5	188	71	1	3	3	0	6	0	8	14	1	0
12:00	337	0	240	74	1	3	3	0	4	0	8	4	0	0
13:00	332	1	243	55	1	1	4	0	10	1	8	8	0	0
14:00	355	4	250	67	3	3	3	0	4	1	10	10	0	0
15:00	367	4	277	62	2	2	2	1	3	0	6	8	0	0
16:00	413	4	321	65	3	1	3	0	4	0	9	3	0	0
17:00	346	4	277	49	3	0	0	0	0	0	7	6	0	0
18:00	209	3	175	24	0	0	2	0	0	0	3	2	0	0
19:00	108	1	80	23	1	0	2	0	1	0	0	0	0	0
20:00	66	1	53	10	0	0	0	0	0	0	1	1	0	0
21:00	48	0	45	3	0	0	0	0	0	0	0	0	0	0
22:00	46	0	40	5	0	0	0	0	0	0	0	1	0	0
23:00	25	0	23	1	1	0	0	0	0	0	0	0	0	0
12H,7-19	3794	31	2780	674	25	19	30	4	54	6	96	74	1	0
16H,6-22	4228	36	3114	733	27	20	34	4	58	6	109	86	1	0
18H,6-24	4299	36	3177	739	28	20	34	4	58	6	109	87	1	0
24H,0-24	4584	41	3408	759	32	20	37	4	61	7	120	94	1	0

10913		IMMINGHAM			Site No: 10913002		Location Site 2 - A1173, Immingham (N of Kings Rd)								
Tue 16-Nov-21 to Mon 22-Nov-21					Channel: Southbound										
TIME PERIOD	TOTAL VEHICLES	MOTOR-CYCLES	CARS OR CAR-BASED LGV	LIGHT GOODS VEHICLES	BUSES	TWO AXLE, SIX TYRE, RIGID/BUSES	THREE AXLE RIGID	FOUR OR MORE AXLE RIGID	FOUR OR LESS AXLE ARTIC	FIVE AXLE ARTIC	SIX OR MORE AXLE ARTIC	FIVE OR LESS AXLE MULTI-TRAILER ARTIC	SIX AXLE MULTI-TRAILER ARTIC	SEVEN OR MORE AXLE ARTIC	
Sat 20-Nov-21															
00:00	23	0	20	3	0	0	0	0	0	0	0	0	0	0	0
01:00	18	0	12	5	0	0	0	0	0	0	0	1	0	0	0
02:00	16	2	12	2	0	0	0	0	0	0	0	0	0	0	0
03:00	24	0	14	6	0	0	0	0	0	0	2	2	0	0	0
04:00	22	1	14	4	1	0	0	0	0	0	0	2	0	0	0
05:00	89	2	74	10	1	0	0	0	0	0	2	0	0	0	0
06:00	94	3	70	15	0	1	1	0	1	0	2	1	0	0	0
07:00	111	2	70	31	1	2	1	0	1	0	2	1	0	0	0
08:00	139	3	101	28	1	2	1	0	0	0	3	0	0	0	0
09:00	179	1	127	43	0	0	2	0	1	0	2	3	0	0	0
10:00	201	0	143	48	0	1	1	0	1	0	4	3	0	0	0
11:00	220	0	177	36	0	0	0	0	0	0	5	2	0	0	0
12:00	225	1	179	37	0	0	1	0	1	0	3	3	0	0	0
13:00	157	2	126	23	1	0	1	0	0	0	3	1	0	0	0
14:00	149	1	127	19	0	0	0	0	1	1	0	0	0	0	0
15:00	152	1	136	13	0	0	1	0	0	0	0	1	0	0	0
16:00	117	1	104	9	0	0	2	0	0	0	1	0	0	0	0
17:00	116	1	103	11	0	0	0	0	0	0	0	1	0	0	0
18:00	125	1	112	11	0	0	1	0	0	0	0	0	0	0	0
19:00	59	2	50	6	1	0	0	0	0	0	0	0	0	0	0
20:00	39	0	38	1	0	0	0	0	0	0	0	0	0	0	0
21:00	30	0	25	4	0	0	0	0	0	0	0	1	0	0	0
22:00	34	0	32	2	0	0	0	0	0	0	0	0	0	0	0
23:00	24	0	22	0	1	0	0	0	0	0	0	1	0	0	0
12H,7-19	1891	14	1505	309	3	5	11	0	5	1	23	15	0	0	0
16H,6-22	2113	19	1688	335	4	6	12	0	6	1	25	17	0	0	0
18H,6-24	2171	19	1742	337	5	6	12	0	6	1	25	18	0	0	0
24H,0-24	2363	24	1888	367	7	6	12	0	6	1	29	23	0	0	0

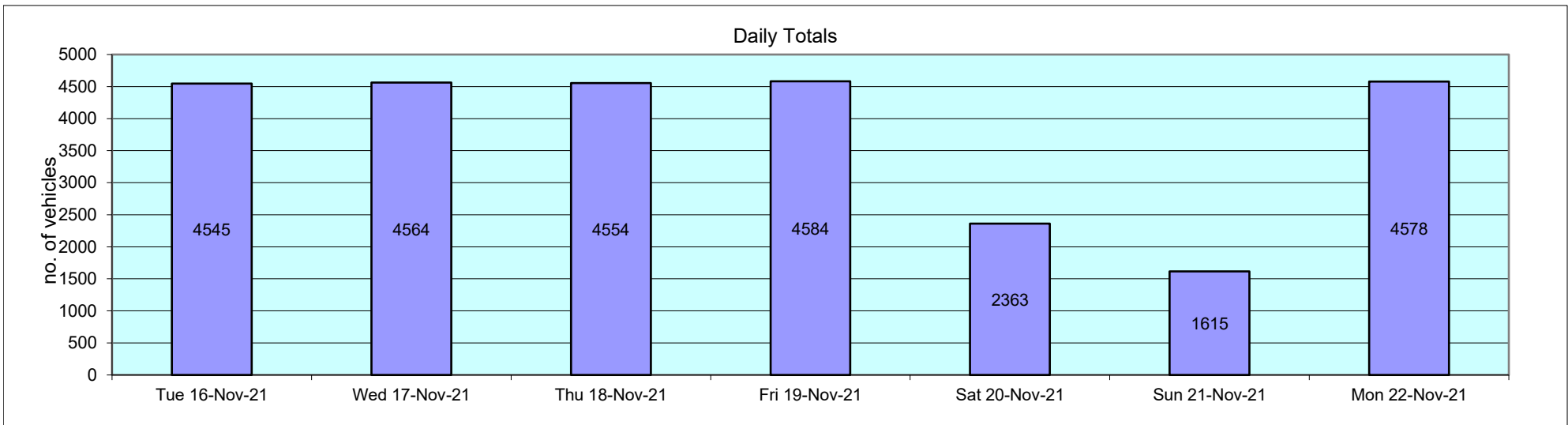
10913		IMMINGHAM			Site No: 10913002		Location Site 2 - A1173, Immingham (N of Kings Rd)								
Tue 16-Nov-21 to Mon 22-Nov-21					Channel: Southbound										
TIME PERIOD	TOTAL VEHICLES	MOTOR-CYCLES	CARS OR CAR-BASED LGV	LIGHT GOODS VEHICLES	BUSES	TWO AXLE, SIX TYRE, RIGID/BUSES	THREE AXLE RIGID	FOUR OR MORE AXLE RIGID	FOUR OR LESS AXLE ARTIC	FIVE AXLE ARTIC	SIX OR MORE AXLE ARTIC	FIVE OR LESS AXLE MULTI-TRAILER ARTIC	SIX AXLE MULTI-TRAILER ARTIC	SEVEN OR MORE AXLE ARTIC	
Sun 21-Nov-21															
00:00	20	0	19	1	0	0	0	0	0	0	0	0	0	0	0
01:00	11	0	9	2	0	0	0	0	0	0	0	0	0	0	0
02:00	10	0	9	1	0	0	0	0	0	0	0	0	0	0	0
03:00	9	0	7	2	0	0	0	0	0	0	0	0	0	0	0
04:00	14	0	12	2	0	0	0	0	0	0	0	0	0	0	0
05:00	49	1	43	4	0	0	0	0	1	0	0	0	0	0	0
06:00	57	1	48	5	0	0	1	0	0	0	2	0	0	0	0
07:00	39	2	29	4	0	0	0	0	0	0	2	2	0	0	0
08:00	40	0	32	5	0	0	0	0	0	0	2	1	0	0	0
09:00	90	0	73	13	0	0	1	0	0	0	2	1	0	0	0
10:00	150	0	119	22	0	1	1	0	0	0	4	3	0	0	0
11:00	140	2	126	11	0	0	0	0	0	0	1	0	0	0	0
12:00	155	1	130	21	0	0	1	0	1	0	1	0	0	0	0
13:00	116	1	99	11	0	0	1	0	0	0	1	3	0	0	0
14:00	152	2	133	12	0	0	0	0	0	0	3	2	0	0	0
15:00	97	1	92	4	0	0	0	0	0	0	0	0	0	0	0
16:00	99	2	90	5	0	0	1	0	0	0	0	1	0	0	0
17:00	104	1	96	4	0	0	1	0	0	0	1	1	0	0	0
18:00	110	1	99	5	0	0	0	0	0	0	3	2	0	0	0
19:00	48	0	45	2	0	0	0	0	0	0	1	0	0	0	0
20:00	36	2	31	2	0	0	1	0	0	0	0	0	0	0	0
21:00	27	0	24	3	0	0	0	0	0	0	0	0	0	0	0
22:00	26	0	24	1	0	0	0	0	0	0	1	0	0	0	0
23:00	16	0	14	1	0	0	0	0	0	0	1	0	0	0	0
12H,7-19	1292	13	1118	117	0	1	6	0	1	0	20	16	0	0	0
16H,6-22	1460	16	1266	129	0	1	8	0	1	0	23	16	0	0	0
18H,6-24	1502	16	1304	131	0	1	8	0	1	0	25	16	0	0	0
24H,0-24	1615	17	1403	143	0	1	8	0	2	0	25	16	0	0	0

10913 IMMINGHAM Site No: 10913002 Location Site 2 - A1173, Immingham (N of Kings Rd)
 Tue 16-Nov-21 to Mon 22-Nov-21 Channel: Southbound

TIME PERIOD	TOTAL VEHICLES	MOTOR-CYCLES	CARS OR CAR-BASED LGV	LIGHT GOODS VEHICLES	BUSES	TWO AXLE, SIX TYRE, RIGID/BUSES	THREE AXLE RIGID	FOUR OR MORE AXLE RIGID	FOUR OR LESS AXLE ARTIC	FIVE AXLE ARTIC	SIX OR MORE AXLE ARTIC	FIVE OR LESS AXLE MULTI-TRAILER ARTIC	SIX AXLE MULTI-TRAILER ARTIC	SEVEN OR MORE AXLE ARTIC
Mon 22-Nov-21														
00:00	13	0	10	1	0	0	0	0	0	0	1	1	0	0
01:00	8	0	7	0	0	0	0	0	0	0	1	0	0	0
02:00	4	0	3	1	0	0	0	0	0	0	0	0	0	0
03:00	19	0	17	0	0	0	0	0	0	0	1	1	0	0
04:00	48	1	37	6	0	0	0	0	0	0	3	1	0	0
05:00	162	4	139	10	1	0	0	0	1	1	5	1	0	0
06:00	192	3	143	25	0	0	0	0	4	0	10	7	0	0
07:00	290	4	232	39	1	2	3	0	1	0	5	3	0	0
08:00	309	1	233	53	0	5	1	0	1	1	11	3	0	0
09:00	245	2	180	48	1	3	0	0	1	1	4	5	0	0
10:00	208	0	149	36	1	5	3	0	3	0	9	2	0	0
11:00	224	1	143	61	0	2	1	0	2	0	4	10	0	0
12:00	271	1	200	47	3	3	1	0	0	1	10	5	0	0
13:00	322	2	250	52	1	1	3	0	2	0	7	4	0	0
14:00	311	1	223	58	3	3	2	0	0	2	11	8	0	0
15:00	340	0	249	66	1	1	4	1	3	0	9	6	0	0
16:00	521	4	422	71	1	4	5	0	1	1	9	3	0	0
17:00	402	3	332	43	0	2	2	0	4	0	10	6	0	0
18:00	224	2	176	32	1	0	3	0	0	0	7	3	0	0
19:00	112	3	90	13	0	0	1	0	0	0	5	0	0	0
20:00	58	1	44	3	0	0	0	0	0	0	6	4	0	0
21:00	92	1	73	8	1	1	0	0	1	0	1	6	0	0
22:00	138	0	106	13	0	1	1	0	0	0	4	13	0	0
23:00	65	1	41	11	4	1	0	0	0	0	4	3	0	0
12H,7-19	3667	21	2789	606	13	31	28	1	18	6	96	58	0	0
16H,6-22	4121	29	3139	655	14	32	29	1	23	6	118	75	0	0
18H,6-24	4324	30	3286	679	18	34	30	1	23	6	126	91	0	0
24H,0-24	4578	35	3499	697	19	34	30	1	24	7	137	95	0	0

10913 IMMINGHAM Site No: 10913002 Location Site 2 - A1173, Immingham (N of Kings Rd)
 Tue 16-Nov-21 to Mon 22-Nov-21 Channel: Southbound

TIME PERIOD	TOTAL VEHICLES	MOTOR-CYCLES	CARS OR CAR-BASED LGV	LIGHT GOODS VEHICLES	BUSES	TWO AXLE, SIX TYRE, RIGID/BUSES	THREE AXLE RIGID	FOUR OR MORE AXLE RIGID	FOUR OR LESS AXLE ARTIC	FIVE AXLE ARTIC	SIX OR MORE AXLE ARTIC	FIVE OR LESS AXLE MULTI-TRAILER ARTIC	SIX AXLE MULTI-TRAILER ARTIC	SEVEN OR MORE AXLE ARTIC
Daily Totals														
Tue 16-Nov-21	4545	37	3389	709	23	26	30	1	39	8	174	109	0	0
Wed 17-Nov-21	4564	40	3369	738	27	24	35	3	44	8	144	132	0	0
Thu 18-Nov-21	4554	45	3378	725	27	24	55	2	69	7	140	82	0	0
Fri 19-Nov-21	4584	41	3408	759	32	20	37	4	61	7	120	94	1	0
Sat 20-Nov-21	2363	24	1888	367	7	6	12	0	6	1	29	23	0	0
Sun 21-Nov-21	1615	17	1403	143	0	1	8	0	2	0	25	16	0	0
Mon 22-Nov-21	4578	35	3499	697	19	34	30	1	24	7	137	95	0	0
Total Vehicles														
[--]	26803	239	20334	4138	135	135	207	11	245	38	769	551	1	0



10913 IMMINGHAM Site No: 10913002 Location Site 2 - A1173, Immingham (N of Kings Rd)
 Tue 16-Nov-21 to Mon 22-Nov-21 Channel: Southbound

TIME PERIOD	TOTAL VEHICLES	MOTOR-CYCLES	MOTOR-CYCLES%	CARS	CARS %	LGV	LGV %	HGV	HGV %	BUS	BUS %
Tue 16-Nov-21											
00:00	15	1	6.7	12	80.0	1	6.7	1	6.7	0	0.0
01:00	11	0	0.0	9	81.8	2	18.2	0	0.0	0	0.0
02:00	22	1	4.6	16	72.7	2	9.1	3	13.6	0	0.0
03:00	25	0	0.0	17	68.0	4	16.0	4	16.0	0	0.0
04:00	44	1	2.3	36	81.8	2	4.6	5	11.4	0	0.0
05:00	158	3	1.9	130	82.3	10	6.3	15	9.5	0	0.0
06:00	185	6	3.2	138	74.6	17	9.2	23	12.4	1	0.5
07:00	273	1	0.4	216	79.1	35	12.8	20	7.3	1	0.4
08:00	334	4	1.2	234	70.1	59	17.7	36	10.8	1	0.3
09:00	239	1	0.4	167	69.9	47	19.7	22	9.2	2	0.8
10:00	238	0	0.0	156	65.6	52	21.9	29	12.2	1	0.4
11:00	242	1	0.4	161	66.5	48	19.8	31	12.8	1	0.4
12:00	282	2	0.7	204	72.3	55	19.5	21	7.5	0	0.0
13:00	323	1	0.3	229	70.9	52	16.1	39	12.1	2	0.6
14:00	326	1	0.3	219	67.2	74	22.7	31	9.5	1	0.3
15:00	371	1	0.3	264	71.2	76	20.5	25	6.7	5	1.4
16:00	521	3	0.6	431	82.7	66	12.7	17	3.3	4	0.8
17:00	349	2	0.6	287	82.2	36	10.3	22	6.3	2	0.6
18:00	254	3	1.2	207	81.5	28	11.0	15	5.9	1	0.4
19:00	132	0	0.0	103	78.0	15	11.4	13	9.9	1	0.8
20:00	80	2	2.5	57	71.3	10	12.5	11	13.8	0	0.0
21:00	67	2	3.0	52	77.6	11	16.4	2	3.0	0	0.0
22:00	31	1	3.2	26	83.9	4	12.9	0	0.0	0	0.0
23:00	23	0	0.0	18	78.3	3	13.0	2	8.7	0	0.0
12H,7-19	3752	20	0.5	2775	74.0	628	16.7	308	8.2	21	0.6
16H,6-22	4216	30	0.7	3125	74.1	681	16.2	357	8.5	23	0.6
18H,6-24	4270	31	0.7	3169	74.2	688	16.1	359	8.4	23	0.5
24H,0-24	4545	37	0.8	3389	74.6	709	15.6	387	8.5	23	0.5

10913		IMMINGHAM		Site No: 10913002		Location		Site 2 - A1173, Immingham (N of Kings Rd)			
Tue 16-Nov-21 to Mon 22-Nov-21				Channel: Southbound							
TIME PERIOD	TOTAL VEHICLES	MOTOR-CYCLES	MOTOR-CYCLES%	CARS	CARS %	LGV	LGV %	HGV	HGV %	BUS	BUS %
Wed 17-Nov-21											
00:00	18	0	0.0	12	66.7	3	16.7	3	16.7	0	0.0
01:00	10	1	10.0	8	80.0	0	0.0	1	10.0	0	0.0
02:00	20	0	0.0	12	60.0	4	20.0	4	20.0	0	0.0
03:00	26	0	0.0	16	61.5	7	26.9	2	7.7	1	3.9
04:00	43	1	2.3	31	72.1	4	9.3	5	11.6	2	4.7
05:00	162	5	3.1	127	78.4	11	6.8	18	11.1	1	0.6
06:00	191	3	1.6	148	77.5	23	12.0	16	8.4	1	0.5
07:00	278	1	0.4	224	80.6	29	10.4	24	8.6	0	0.0
08:00	350	2	0.6	262	74.9	61	17.4	25	7.1	0	0.0
09:00	255	2	0.8	168	65.9	59	23.1	21	8.2	5	2.0
10:00	231	0	0.0	145	62.8	55	23.8	29	12.6	2	0.9
11:00	263	3	1.1	167	63.5	59	22.4	32	12.2	2	0.8
12:00	306	2	0.7	201	65.7	67	21.9	33	10.8	3	1.0
13:00	306	1	0.3	219	71.6	64	20.9	22	7.2	0	0.0
14:00	310	3	1.0	213	68.7	67	21.6	25	8.1	2	0.7
15:00	351	2	0.6	254	72.4	65	18.5	28	8.0	2	0.6
16:00	485	2	0.4	392	80.8	59	12.2	30	6.2	2	0.4
17:00	369	1	0.3	303	82.1	34	9.2	29	7.9	2	0.5
18:00	265	5	1.9	214	80.8	29	10.9	15	5.7	2	0.8
19:00	119	0	0.0	87	73.1	17	14.3	15	12.6	0	0.0
20:00	85	3	3.5	66	77.7	8	9.4	8	9.4	0	0.0
21:00	70	1	1.4	61	87.1	5	7.1	3	4.3	0	0.0
22:00	25	1	4.0	19	76.0	4	16.0	1	4.0	0	0.0
23:00	26	1	3.9	20	76.9	4	15.4	1	3.9	0	0.0
12H,7-19	3769	24	0.6	2762	73.3	648	17.2	313	8.3	22	0.6
16H,6-22	4234	31	0.7	3124	73.8	701	16.6	355	8.4	23	0.5
18H,6-24	4285	33	0.8	3163	73.8	709	16.6	357	8.3	23	0.5
24H,0-24	4564	40	0.9	3369	73.8	738	16.2	390	8.6	27	0.6

10913		IMMINGHAM		Site No: 10913002		Location		Site 2 - A1173, Immingham (N of Kings Rd)			
Tue 16-Nov-21 to Mon 22-Nov-21				Channel: Southbound							
TIME PERIOD	TOTAL VEHICLES	MOTOR-CYCLES	MOTOR-CYCLES%	CARS	CARS %	LGV	LGV %	HGV	HGV %	BUS	BUS %
Thu 18-Nov-21											
00:00	18	1	5.6	14	77.8	2	11.1	1	5.6	0	0.0
01:00	15	0	0.0	8	53.3	5	33.3	2	13.3	0	0.0
02:00	18	0	0.0	13	72.2	2	11.1	2	11.1	1	5.6
03:00	18	0	0.0	13	72.2	4	22.2	1	5.6	0	0.0
04:00	48	2	4.2	34	70.8	6	12.5	5	10.4	1	2.1
05:00	159	4	2.5	135	84.9	6	3.8	14	8.8	0	0.0
06:00	207	3	1.5	165	79.7	15	7.3	23	11.1	1	0.5
07:00	275	2	0.7	223	81.1	28	10.2	20	7.3	2	0.7
08:00	311	2	0.6	217	69.8	66	21.2	26	8.4	0	0.0
09:00	221	2	0.9	142	64.3	54	24.4	21	9.5	2	0.9
10:00	264	0	0.0	171	64.8	56	21.2	36	13.6	1	0.4
11:00	262	3	1.2	166	63.4	54	20.6	36	13.7	3	1.2
12:00	317	2	0.6	235	74.1	53	16.7	24	7.6	3	1.0
13:00	339	2	0.6	235	69.3	60	17.7	42	12.4	0	0.0
14:00	335	1	0.3	239	71.3	72	21.5	23	6.9	0	0.0
15:00	402	2	0.5	282	70.2	80	19.9	36	9.0	2	0.5
16:00	441	4	0.9	357	81.0	52	11.8	24	5.4	4	0.9
17:00	345	6	1.7	277	80.3	43	12.5	15	4.4	4	1.2
18:00	258	4	1.6	204	79.1	35	13.6	14	5.4	1	0.4
19:00	105	2	1.9	83	79.1	13	12.4	6	5.7	1	1.0
20:00	72	3	4.2	56	77.8	8	11.1	5	6.9	0	0.0
21:00	63	0	0.0	54	85.7	7	11.1	2	3.2	0	0.0
22:00	29	0	0.0	29	100.0	0	0.0	0	0.0	0	0.0
23:00	32	0	0.0	26	81.3	4	12.5	1	3.1	1	3.1
12H,7-19	3770	30	0.8	2748	72.9	653	17.3	317	8.4	22	0.6
16H,6-22	4217	38	0.9	3106	73.7	696	16.5	353	8.4	24	0.6
18H,6-24	4278	38	0.9	3161	73.9	700	16.4	354	8.3	25	0.6
24H,0-24	4554	45	1.0	3378	74.2	725	15.9	379	8.3	27	0.6

10913		IMMINGHAM		Site No: 10913002		Location		Site 2 - A1173, Immingham (N of Kings Rd)			
Tue 16-Nov-21 to Mon 22-Nov-21				Channel: Southbound							
TIME PERIOD	TOTAL VEHICLES	MOTOR-CYCLES	MOTOR-CYCLES%	CARS	CARS %	LGV	LGV %	HGV	HGV %	BUS	BUS %
Fri 19-Nov-21											
00:00	18	0	0.0	14	77.8	2	11.1	2	11.1	0	0.0
01:00	15	1	6.7	9	60.0	3	20.0	2	13.3	0	0.0
02:00	21	0	0.0	18	85.7	2	9.5	1	4.8	0	0.0
03:00	27	0	0.0	23	85.2	1	3.7	2	7.4	1	3.7
04:00	46	1	2.2	33	71.7	3	6.5	8	17.4	1	2.2
05:00	158	3	1.9	134	84.8	9	5.7	10	6.3	2	1.3
06:00	212	3	1.4	156	73.6	23	10.9	29	13.7	1	0.5
07:00	259	1	0.4	212	81.9	28	10.8	17	6.6	1	0.4
08:00	296	1	0.3	206	69.6	53	17.9	31	10.5	5	1.7
09:00	257	1	0.4	182	70.8	52	20.2	19	7.4	3	1.2
10:00	323	3	0.9	209	64.7	74	22.9	35	10.8	2	0.6
11:00	300	5	1.7	188	62.7	71	23.7	35	11.7	1	0.3
12:00	337	0	0.0	240	71.2	74	22.0	22	6.5	1	0.3
13:00	332	1	0.3	243	73.2	55	16.6	32	9.6	1	0.3
14:00	355	4	1.1	250	70.4	67	18.9	31	8.7	3	0.9
15:00	367	4	1.1	277	75.5	62	16.9	22	6.0	2	0.5
16:00	413	4	1.0	321	77.7	65	15.7	20	4.8	3	0.7
17:00	346	4	1.2	277	80.1	49	14.2	13	3.8	3	0.9
18:00	209	3	1.4	175	83.7	24	11.5	7	3.4	0	0.0
19:00	108	1	0.9	80	74.1	23	21.3	3	2.8	1	0.9
20:00	66	1	1.5	53	80.3	10	15.2	2	3.0	0	0.0
21:00	48	0	0.0	45	93.8	3	6.3	0	0.0	0	0.0
22:00	46	0	0.0	40	87.0	5	10.9	1	2.2	0	0.0
23:00	25	0	0.0	23	92.0	1	4.0	0	0.0	1	4.0
12H,7-19	3794	31	0.8	2780	73.3	674	17.8	284	7.5	25	0.7
16H,6-22	4228	36	0.9	3114	73.7	733	17.3	318	7.5	27	0.6
18H,6-24	4299	36	0.8	3177	73.9	739	17.2	319	7.4	28	0.7
24H,0-24	4584	41	0.9	3408	74.4	759	16.6	344	7.5	32	0.7

10913		IMMINGHAM		Site No: 10913002		Location		Site 2 - A1173, Immingham (N of Kings Rd)			
Tue 16-Nov-21 to Mon 22-Nov-21				Channel: Southbound							
TIME PERIOD	TOTAL VEHICLES	MOTOR-CYCLES	MOTOR-CYCLES%	CARS	CARS %	LGV	LGV %	HGV	HGV %	BUS	BUS %
Sat 20-Nov-21											
00:00	23	0	0.0	20	87.0	3	13.0	0	0.0	0	0.0
01:00	18	0	0.0	12	66.7	5	27.8	1	5.6	0	0.0
02:00	16	2	12.5	12	75.0	2	12.5	0	0.0	0	0.0
03:00	24	0	0.0	14	58.3	6	25.0	4	16.7	0	0.0
04:00	22	1	4.6	14	63.6	4	18.2	2	9.1	1	4.6
05:00	89	2	2.3	74	83.2	10	11.2	2	2.3	1	1.1
06:00	94	3	3.2	70	74.5	15	16.0	6	6.4	0	0.0
07:00	111	2	1.8	70	63.1	31	27.9	7	6.3	1	0.9
08:00	139	3	2.2	101	72.7	28	20.1	6	4.3	1	0.7
09:00	179	1	0.6	127	71.0	43	24.0	8	4.5	0	0.0
10:00	201	0	0.0	143	71.1	48	23.9	10	5.0	0	0.0
11:00	220	0	0.0	177	80.5	36	16.4	7	3.2	0	0.0
12:00	225	1	0.4	179	79.6	37	16.4	8	3.6	0	0.0
13:00	157	2	1.3	126	80.3	23	14.7	5	3.2	1	0.6
14:00	149	1	0.7	127	85.2	19	12.8	2	1.3	0	0.0
15:00	152	1	0.7	136	89.5	13	8.6	2	1.3	0	0.0
16:00	117	1	0.9	104	88.9	9	7.7	3	2.6	0	0.0
17:00	116	1	0.9	103	88.8	11	9.5	1	0.9	0	0.0
18:00	125	1	0.8	112	89.6	11	8.8	1	0.8	0	0.0
19:00	59	2	3.4	50	84.8	6	10.2	0	0.0	1	1.7
20:00	39	0	0.0	38	97.4	1	2.6	0	0.0	0	0.0
21:00	30	0	0.0	25	83.3	4	13.3	1	3.3	0	0.0
22:00	34	0	0.0	32	94.1	2	5.9	0	0.0	0	0.0
23:00	24	0	0.0	22	91.7	0	0.0	1	4.2	1	4.2
12H,7-19	1891	14	0.7	1505	79.6	309	16.3	60	3.2	3	0.2
16H,6-22	2113	19	0.9	1688	79.9	335	15.9	67	3.2	4	0.2
18H,6-24	2171	19	0.9	1742	80.2	337	15.5	68	3.1	5	0.2
24H,0-24	2363	24	1.0	1888	79.9	367	15.5	77	3.3	7	0.3

10913		IMMINGHAM		Site No: 10913002		Location		Site 2 - A1173, Immingham (N of Kings Rd)			
Tue 16-Nov-21 to Mon 22-Nov-21				Channel: Southbound							
TIME PERIOD	TOTAL VEHICLES	MOTOR-CYCLES	MOTOR-CYCLES%	CARS	CARS %	LGV	LGV %	HGV	HGV %	BUS	BUS %
Sun 21-Nov-21											
00:00	20	0	0.0	19	95.0	1	5.0	0	0.0	0	0.0
01:00	11	0	0.0	9	81.8	2	18.2	0	0.0	0	0.0
02:00	10	0	0.0	9	90.0	1	10.0	0	0.0	0	0.0
03:00	9	0	0.0	7	77.8	2	22.2	0	0.0	0	0.0
04:00	14	0	0.0	12	85.7	2	14.3	0	0.0	0	0.0
05:00	49	1	2.0	43	87.8	4	8.2	1	2.0	0	0.0
06:00	57	1	1.8	48	84.2	5	8.8	3	5.3	0	0.0
07:00	39	2	5.1	29	74.4	4	10.3	4	10.3	0	0.0
08:00	40	0	0.0	32	80.0	5	12.5	3	7.5	0	0.0
09:00	90	0	0.0	73	81.1	13	14.4	4	4.4	0	0.0
10:00	150	0	0.0	119	79.3	22	14.7	9	6.0	0	0.0
11:00	140	2	1.4	126	90.0	11	7.9	1	0.7	0	0.0
12:00	155	1	0.7	130	83.9	21	13.6	3	1.9	0	0.0
13:00	116	1	0.9	99	85.3	11	9.5	5	4.3	0	0.0
14:00	152	2	1.3	133	87.5	12	7.9	5	3.3	0	0.0
15:00	97	1	1.0	92	94.9	4	4.1	0	0.0	0	0.0
16:00	99	2	2.0	90	90.9	5	5.1	2	2.0	0	0.0
17:00	104	1	1.0	96	92.3	4	3.9	3	2.9	0	0.0
18:00	110	1	0.9	99	90.0	5	4.6	5	4.6	0	0.0
19:00	48	0	0.0	45	93.8	2	4.2	1	2.1	0	0.0
20:00	36	2	5.6	31	86.1	2	5.6	1	2.8	0	0.0
21:00	27	0	0.0	24	88.9	3	11.1	0	0.0	0	0.0
22:00	26	0	0.0	24	92.3	1	3.9	1	3.9	0	0.0
23:00	16	0	0.0	14	87.5	1	6.3	1	6.3	0	0.0
12H,7-19	1292	13	1.0	1118	86.5	117	9.1	44	3.4	0	0.0
16H,6-22	1460	16	1.1	1266	86.7	129	8.8	49	3.4	0	0.0
18H,6-24	1502	16	1.1	1304	86.8	131	8.7	51	3.4	0	0.0
24H,0-24	1615	17	1.1	1403	86.9	143	8.9	52	3.2	0	0.0

10913		IMMINGHAM		Site No: 10913002		Location		Site 2 - A1173, Immingham (N of Kings Rd)			
Tue 16-Nov-21 to Mon 22-Nov-21				Channel: Southbound							
TIME PERIOD	TOTAL VEHICLES	MOTOR-CYCLES	MOTOR-CYCLES%	CARS	CARS %	LGV	LGV %	HGV	HGV %	BUS	BUS %
Mon 22-Nov-21											
00:00	13	0	0.0	10	76.9	1	7.7	2	15.4	0	0.0
01:00	8	0	0.0	7	87.5	0	0.0	1	12.5	0	0.0
02:00	4	0	0.0	3	75.0	1	25.0	0	0.0	0	0.0
03:00	19	0	0.0	17	89.5	0	0.0	2	10.5	0	0.0
04:00	48	1	2.1	37	77.1	6	12.5	4	8.3	0	0.0
05:00	162	4	2.5	139	85.8	10	6.2	8	4.9	1	0.6
06:00	192	3	1.6	143	74.5	25	13.0	21	10.9	0	0.0
07:00	290	4	1.4	232	80.0	39	13.5	14	4.8	1	0.3
08:00	309	1	0.3	233	75.4	53	17.2	22	7.1	0	0.0
09:00	245	2	0.8	180	73.5	48	19.6	14	5.7	1	0.4
10:00	208	0	0.0	149	71.6	36	17.3	22	10.6	1	0.5
11:00	224	1	0.5	143	63.8	61	27.2	19	8.5	0	0.0
12:00	271	1	0.4	200	73.8	47	17.3	20	7.4	3	1.1
13:00	322	2	0.6	250	77.6	52	16.2	17	5.3	1	0.3
14:00	311	1	0.3	223	71.7	58	18.7	26	8.4	3	1.0
15:00	340	0	0.0	249	73.2	66	19.4	24	7.1	1	0.3
16:00	521	4	0.8	422	81.0	71	13.6	23	4.4	1	0.2
17:00	402	3	0.8	332	82.6	43	10.7	24	6.0	0	0.0
18:00	224	2	0.9	176	78.6	32	14.3	13	5.8	1	0.5
19:00	112	3	2.7	90	80.4	13	11.6	6	5.4	0	0.0
20:00	58	1	1.7	44	75.9	3	5.2	10	17.2	0	0.0
21:00	92	1	1.1	73	79.4	8	8.7	9	9.8	1	1.1
22:00	138	0	0.0	106	76.8	13	9.4	19	13.8	0	0.0
23:00	65	1	1.5	41	63.1	11	16.9	8	12.3	4	6.2
12H,7-19	3667	21	0.6	2789	76.1	606	16.5	238	6.5	13	0.4
16H,6-22	4121	29	0.7	3139	76.2	655	15.9	284	6.9	14	0.3
18H,6-24	4324	30	0.7	3286	76.0	679	15.7	311	7.2	18	0.4
24H,0-24	4578	35	0.8	3499	76.4	697	15.2	328	7.2	19	0.4

10913 IMMINGHAM Site No: 10913002 Location Site 2 - A1173, Immingham (N of Kings Rd)
 Tue 16-Nov-21 to Mon 22-Nov-21 Channel: Southbound

Time Period	Total Vehicles	85%ile Speed	Mean Speed	Stand Dev.	<6Mph	6-<11	11-<16	16-<21	21-<26	26-<31	31-<36	36-<41	41-<46	46-<51	51-<56
Tue 16-Nov-21															
00:00	15	46.6	39.2	8.7	0	0	0	1	0	1	2	5	3	2	1
01:00	11	45.6	36.2	7.6	0	0	0	0	0	3	4	1	1	2	0
02:00	22	45	37.8	6.4	0	0	0	0	0	2	9	4	4	3	0
03:00	25	47.3	39.7	9.4	0	0	0	0	2	3	3	5	7	3	0
04:00	44	40.4	36.1	5.6	0	0	0	0	1	5	16	17	3	1	1
05:00	158	40	35	5.3	0	0	0	0	4	25	70	44	12	2	0
06:00	185	38.8	33.5	5.5	0	0	2	2	5	41	84	41	8	1	1
07:00	273	37.8	33.2	4.3	0	0	0	0	7	72	133	54	7	0	0
08:00	334	37.4	33.1	4.7	0	0	0	0	13	82	173	54	7	4	1
09:00	239	38.5	34.1	4.4	0	0	0	0	5	37	140	42	13	2	0
10:00	238	39.5	34.2	5.2	0	0	0	1	8	49	102	59	15	4	0
11:00	242	39.2	34.5	4.6	0	0	0	1	5	32	131	56	15	2	0
12:00	282	39.7	34.8	5.1	0	0	0	0	4	48	133	73	19	2	2
13:00	323	39.4	34.4	5	0	0	0	2	5	52	174	61	23	5	1
14:00	326	39.1	34.1	4.9	0	0	0	1	7	67	151	81	14	5	0
15:00	371	38.6	33.4	5.1	0	0	0	2	10	101	165	70	20	2	0
16:00	521	36	32.3	4.4	0	0	0	1	11	197	234	64	10	4	0
17:00	349	39.1	34.1	4.6	0	0	0	0	1	81	171	69	25	2	0
18:00	254	39.9	35	5	0	0	0	0	6	32	127	65	20	3	0
19:00	132	40.8	35	5.8	0	0	0	1	3	25	52	32	16	2	1
20:00	80	44.2	36.7	7.4	0	0	0	1	1	16	23	17	15	4	2
21:00	67	43.7	36.9	6.1	0	0	0	0	0	9	26	15	12	4	1
22:00	31	49.1	40.4	8.7	0	0	0	0	0	2	11	5	6	3	1
23:00	23	49.4	40.7	8.3	0	0	0	0	1	0	6	7	3	3	2
12H,7-19	3752	38.8	33.8	4.8	0	0	0	8	82	850	1834	748	188	35	4
16H,6-22	4216	39	33.9	5	0	0	2	12	91	941	2019	853	239	46	9
18H,6-24	4270	39.1	34	5.1	0	0	2	12	92	943	2036	865	248	52	12
24H,0-24	4545	39.3	34.1	5.2	0	0	2	13	99	982	2140	941	278	65	14

10913 IMMINGHAM Site No: 10913002 Location Site 2 - A1173, Immingham (N of Kings Rd)
 Tue 16-Nov-21 to Mon 22-Nov-21 Channel: Southbound

Time Period	Total Vehicles	85%ile Speed	Mean Speed	Stand Dev.	<6Mph	6-<11	11-<16	16-<21	21-<26	26-<31	31-<36	36-<41	41-<46	46-<51	51-<56
Wed 17-Nov-21															
00:00	18	49.5	41	8.5	0	0	0	0	0	1	6	3	2	4	1
01:00	10	43.5	36.5	8.6	0	0	0	1	0	1	2	3	2	1	0
02:00	20	43.5	37.5	6.7	0	0	0	1	0	1	5	7	5	1	0
03:00	26	50.3	40.2	9.2	0	0	0	0	1	3	6	3	7	2	3
04:00	43	45	39.1	7.6	0	0	0	0	0	5	11	12	10	1	2
05:00	162	40.3	34.4	6.3	0	0	0	2	6	34	71	28	13	6	1
06:00	191	38.5	32.9	5.3	0	0	1	1	4	69	68	37	9	2	0
07:00	278	37.9	33.7	4.2	0	0	0	0	2	60	159	40	17	0	0
08:00	350	36.8	32.6	4.9	1	0	0	1	19	93	175	49	11	1	0
09:00	255	38.9	34.3	4.9	0	0	0	0	4	45	140	47	12	6	1
10:00	231	39.2	34.3	4.7	0	0	0	1	4	40	118	51	15	2	0
11:00	263	39.1	34.2	5.1	0	0	0	0	9	49	127	62	9	6	1
12:00	306	39.8	34.7	5.3	0	0	0	0	10	51	138	80	19	7	0
13:00	306	38.8	34.4	4.9	0	0	0	1	3	49	173	59	15	3	1
14:00	310	38.9	33.9	4.9	0	0	0	0	14	55	156	66	17	1	1
15:00	351	39.6	34.4	5.3	0	0	0	2	10	65	155	92	21	3	3
16:00	485	36.4	33.1	4.5	0	0	0	4	7	116	280	59	14	4	1
17:00	369	38.2	33.5	4.7	0	0	0	1	5	93	185	67	15	2	0
18:00	265	40.3	35.4	5	0	0	0	0	1	38	126	70	23	6	0
19:00	119	42.7	36	6.8	0	0	0	0	5	16	50	26	11	8	2
20:00	85	46.5	37.7	7.9	0	0	0	0	0	18	25	17	11	7	6
21:00	70	43.7	37.5	5.7	0	0	0	0	0	3	33	16	13	3	2
22:00	25	40.4	36.5	5.4	0	0	0	0	0	2	12	7	2	2	0
23:00	26	45.3	39.7	7.4	0	0	0	0	1	1	6	7	7	3	0
12H,7-19	3769	38.8	33.9	4.9	1	0	0	10	88	754	1932	742	188	41	8
16H,6-22	4234	39.1	34.1	5.1	1	0	1	11	97	860	2108	838	232	61	18
18H,6-24	4285	39.2	34.1	5.2	1	0	1	11	98	863	2126	852	241	66	18
24H,0-24	4564	39.4	34.3	5.4	1	0	1	15	105	908	2227	908	280	81	25

10913 IMMINGHAM Site No: 10913002 Location Site 2 - A1173, Immingham (N of Kings Rd)
 Tue 16-Nov-21 to Mon 22-Nov-21 Channel: Southbound

Time Period	Total Vehicles	85%ile Speed	Mean Speed	Stand Dev.	<6Mph	6-<11	11-<16	16-<21	21-<26	26-<31	31-<36	36-<41	41-<46	46-<51	51-<56
Thu 18-Nov-21															
00:00	18	40.5	35.4	6.1	0	0	0	0	0	5	5	5	2	1	0
01:00	15	43.1	38.5	4.8	0	0	0	0	0	0	5	6	3	1	0
02:00	18	43.8	39.1	6.8	0	0	0	0	0	1	5	6	5	0	0
03:00	18	50.7	41.6	7.6	0	0	0	0	0	1	4	3	6	1	3
04:00	48	43.4	35.4	8.3	0	0	1	1	3	8	13	9	11	1	0
05:00	159	42.1	35.5	6.2	0	0	0	0	4	26	71	29	22	3	3
06:00	207	39.5	34.4	5.3	0	0	0	1	4	41	96	48	12	4	0
07:00	275	38.4	33.4	5	0	0	0	1	10	69	125	58	10	1	0
08:00	311	38.4	33.6	4.8	1	0	0	0	6	69	156	67	9	3	0
09:00	221	39.7	34.8	4.9	0	0	0	0	4	33	110	54	18	1	0
10:00	264	39.1	34	5	0	0	0	3	5	54	126	57	17	2	0
11:00	262	40	34.2	5.8	0	2	0	1	11	55	90	80	22	1	0
12:00	317	39.6	34.7	4.9	0	0	1	0	6	47	154	84	20	5	0
13:00	339	39.1	33.9	5.6	0	0	0	7	8	72	153	77	15	3	3
14:00	335	39.5	34.4	5.6	0	0	0	1	9	67	152	78	19	6	0
15:00	402	39.1	33.2	6.7	0	3	17	1	9	72	184	89	22	4	1
16:00	441	38.4	33.6	5.2	1	0	0	1	5	115	209	91	12	2	2
17:00	345	38.7	34	4.7	0	0	0	1	4	71	179	69	15	6	0
18:00	258	40.9	35.7	5.8	0	1	0	0	8	28	107	76	31	4	2
19:00	105	40.8	36	6.3	0	0	0	0	0	20	39	31	8	4	1
20:00	72	43.8	37.5	5.7	0	0	0	0	0	8	24	17	21	1	1
21:00	63	44.8	38	7.3	0	0	0	0	1	7	20	16	12	4	1
22:00	29	49	40.4	8.6	0	0	0	0	0	3	9	4	4	7	0
23:00	32	45.6	40.2	6.2	0	0	0	0	0	2	6	9	10	4	1
12H,7-19	3770	39.3	34	5.4	2	6	18	16	85	752	1745	880	210	38	8
16H,6-22	4217	39.5	34.2	5.5	2	6	18	17	90	828	1924	992	263	51	11
18H,6-24	4278	39.6	34.3	5.6	2	6	18	17	90	833	1939	1005	277	62	12
24H,0-24	4554	39.8	34.4	5.7	2	6	19	18	97	874	2042	1063	326	69	18

10913 IMMINGHAM Site No: 10913002 Location Site 2 - A1173, Immingham (N of Kings Rd)
 Tue 16-Nov-21 to Mon 22-Nov-21 Channel: Southbound

Time Period	Total Vehicles	85%ile Speed	Mean Speed	Stand Dev.	<6Mph	6-<11	11-<16	16-<21	21-<26	26-<31	31-<36	36-<41	41-<46	46-<51	51-<56
Fri 19-Nov-21															
00:00	18	42	36.3	6.4	0	0	0	1	0	1	6	6	4	0	0
01:00	15	44.8	37.8	8.1	0	0	0	0	1	2	3	4	3	1	1
02:00	21	48.3	37.8	8.9	0	0	0	0	2	1	9	2	2	3	2
03:00	27	45.3	38.3	7.7	0	0	0	0	0	3	10	6	4	2	1
04:00	46	43.7	36.4	7.6	0	0	0	0	3	7	13	14	3	5	0
05:00	158	40.8	35	6.1	0	0	0	1	5	31	61	37	17	5	0
06:00	212	40.1	34.4	6.1	0	0	0	2	6	53	77	51	17	2	3
07:00	259	37.8	33.2	4.5	0	0	0	0	8	65	130	46	9	1	0
08:00	296	38.6	33.9	4.6	0	0	0	1	6	55	157	62	12	3	0
09:00	257	39.4	34.8	5.4	0	0	0	3	0	38	140	54	14	4	2
10:00	323	39.1	34.4	4.5	0	0	0	1	3	56	160	87	13	2	1
11:00	300	39.9	34.8	5.1	0	0	1	0	4	56	126	87	20	6	0
12:00	337	39.9	35	4.8	0	0	1	1	2	47	161	94	27	4	0
13:00	332	39.6	34.7	4.9	0	0	0	3	5	43	175	78	22	6	0
14:00	355	39.3	33.8	5.4	0	0	0	8	12	66	167	74	24	4	0
15:00	367	40	35.2	5.2	0	0	0	0	3	56	178	92	26	9	1
16:00	413	39.1	34.2	4.9	0	0	0	1	1	89	206	87	23	3	2
17:00	346	39.6	34.3	4.9	0	0	0	0	5	77	150	86	25	3	0
18:00	209	40.8	36.1	5.1	0	0	0	0	0	30	76	74	22	7	0
19:00	108	44.8	36.9	6.8	0	0	0	0	1	20	37	19	19	10	2
20:00	66	45.7	38	7.1	0	0	0	0	1	9	18	19	9	7	3
21:00	48	44.8	38.1	7.1	0	0	0	0	0	5	17	13	7	4	0
22:00	46	45	38.9	6.6	0	0	0	0	0	2	15	16	7	3	2
23:00	25	43.2	37.1	6.2	0	0	0	0	1	2	8	8	4	2	0
12H,7-19	3794	39.5	34.5	5	0	0	2	18	49	678	1826	921	237	52	6
16H,6-22	4228	39.8	34.7	5.2	0	0	2	20	57	765	1975	1023	289	75	14
18H,6-24	4299	39.9	34.7	5.3	0	0	2	20	58	769	1998	1047	300	80	16
24H,0-24	4584	40	34.8	5.4	0	0	2	22	69	814	2100	1116	333	96	20

10913 IMMINGHAM Site No: 10913002 Location Site 2 - A1173, Immingham (N of Kings Rd)
 Tue 16-Nov-21 to Mon 22-Nov-21 Channel: Southbound

Time Period	Total Vehicles	85%ile Speed	Mean Speed	Stand Dev.	<6Mph	6-<11	11-<16	16-<21	21-<26	26-<31	31-<36	36-<41	41-<46	46-<51	51-<56
Sat 20-Nov-21															
00:00	23	48.6	39.2	8	0	0	0	0	0	2	9	4	3	2	3
01:00	18	48.3	42.7	5.7	0	0	0	0	0	0	3	3	6	6	0
02:00	16	43.8	38.5	8.3	0	0	0	0	0	2	5	5	2	0	1
03:00	24	45.8	40.6	7.3	0	0	0	0	1	0	4	9	6	2	1
04:00	22	41.3	36.9	5.2	0	0	0	0	0	2	8	8	3	1	0
05:00	89	41.1	34.9	6.3	0	0	1	0	0	23	32	19	10	3	1
06:00	94	40.6	35.1	5.6	0	0	0	0	0	22	37	22	10	2	1
07:00	111	42.6	36.8	6.6	0	0	0	0	1	21	28	40	12	5	3
08:00	139	42	36.3	6.1	0	0	0	1	2	17	53	41	19	1	5
09:00	179	42.5	36.6	5.8	0	0	0	0	1	29	53	60	28	5	3
10:00	201	40.7	35.9	5	0	0	0	0	1	28	75	71	22	3	1
11:00	220	40.3	35.3	5.4	0	0	0	0	2	33	108	51	16	8	1
12:00	225	40.6	35.9	5.9	0	0	0	1	1	36	82	77	17	6	3
13:00	157	42.6	36.7	5.7	0	0	0	0	0	23	52	51	22	8	1
14:00	149	43.9	37.6	6.5	0	0	0	0	0	21	40	54	19	9	5
15:00	152	43.9	37.3	6.3	0	0	0	0	1	15	58	46	15	12	5
16:00	117	45	37.4	7.1	0	0	0	0	0	18	43	25	16	9	5
17:00	116	42.1	37.3	6.5	0	0	0	0	0	11	46	39	10	5	1
18:00	125	40.8	35.5	6.4	0	0	1	0	0	27	44	35	10	6	1
19:00	59	44.8	38.7	7.7	0	0	0	0	0	5	21	16	10	2	1
20:00	39	44.3	38.1	7.5	0	0	0	0	1	5	9	13	7	1	2
21:00	30	46	39.5	6.9	0	0	0	1	0	0	7	11	6	4	1
22:00	34	44.4	36.6	7	0	0	0	0	2	4	12	7	5	4	0
23:00	24	50.8	42	8	0	0	0	0	0	1	4	7	7	1	2
12H,7-19	1891	42.1	36.5	6.1	0	0	1	2	9	279	682	590	206	77	34
16H,6-22	2113	42.3	36.5	6.2	0	0	1	3	10	311	756	652	239	86	39
18H,6-24	2171	42.5	36.6	6.2	0	0	1	3	12	316	772	666	251	91	41
24H,0-24	2363	42.7	36.7	6.3	0	0	2	3	13	345	833	714	281	105	47

10913 IMMINGHAM Site No: 10913002 Location Site 2 - A1173, Immingham (N of Kings Rd)
 Tue 16-Nov-21 to Mon 22-Nov-21 Channel: Southbound

Time Period	Total Vehicles	85%ile Speed	Mean Speed	Stand Dev.	<6Mph	6-<11	11-<16	16-<21	21-<26	26-<31	31-<36	36-<41	41-<46	46-<51	51-<56
Sun 21-Nov-21															
00:00	20	50.2	42.8	6.7	0	0	0	0	0	1	0	9	4	3	3
01:00	11	48.1	40.8	7.6	0	0	0	0	0	1	2	3	2	2	1
02:00	10	46	40.5	6	0	0	0	0	0	1	0	5	2	2	0
03:00	9	-	42.4	9	0	0	0	0	0	1	2	1	0	4	1
04:00	14	42	34.9	7.8	0	0	0	0	1	3	6	1	2	0	1
05:00	49	41.1	35.6	5.6	0	0	0	0	0	7	25	9	6	1	1
06:00	57	42.6	36.6	6.6	0	0	0	0	0	9	23	14	6	3	1
07:00	39	44.3	36.7	7.1	0	0	0	0	1	7	13	7	7	3	1
08:00	40	39.9	35	4.8	0	0	0	0	1	5	19	11	4	0	0
09:00	90	41	35.6	5.7	0	0	0	0	0	18	35	23	10	3	1
10:00	150	40.6	36.5	5.5	0	0	0	0	0	14	66	51	10	5	3
11:00	140	42.1	36.4	6	0	0	1	0	1	15	57	40	20	3	2
12:00	155	40.7	36.9	5.4	0	0	1	0	1	7	58	68	15	1	3
13:00	116	40.7	35.4	6.2	0	0	0	3	0	17	48	32	12	2	1
14:00	152	40.9	36.2	5.8	0	0	0	0	0	24	58	48	13	5	4
15:00	97	43.9	37.8	6.2	0	0	0	0	0	11	29	31	19	5	0
16:00	99	40.8	36.2	5.9	0	0	0	0	0	13	44	28	8	3	2
17:00	104	40.3	35.5	5.2	0	0	0	0	1	11	57	22	7	6	0
18:00	110	43.5	37.4	6.8	0	0	0	0	1	6	53	28	10	7	1
19:00	48	44.6	36.9	7.5	0	0	0	0	3	7	12	14	6	4	2
20:00	36	42.4	37.7	7.2	0	0	0	0	0	5	10	14	4	1	0
21:00	27	41.6	36.1	5.4	0	0	0	0	0	4	11	7	4	1	0
22:00	26	45.3	38.5	8.6	0	0	0	0	2	3	6	3	8	3	0
23:00	16	46.3	39.8	8.4	0	0	0	0	1	2	2	2	6	2	1
12H,7-19	1292	41.5	36.4	5.9	0	0	2	3	6	148	537	389	135	43	18
16H,6-22	1460	41.7	36.4	6	0	0	2	3	9	173	593	438	155	52	21
18H,6-24	1502	42.1	36.5	6.1	0	0	2	3	12	178	601	443	169	57	22
24H,0-24	1615	42.5	36.6	6.2	0	0	2	3	13	192	636	471	185	69	29

10913 IMMINGHAM Site No: 10913002 Location Site 2 - A1173, Immingham (N of Kings Rd)
 Tue 16-Nov-21 to Mon 22-Nov-21 Channel: Southbound

Time Period	Total Vehicles	85%ile Speed	Mean Speed	Stand Dev.	<6Mph	6-<11	11-<16	16-<21	21-<26	26-<31	31-<36	36-<41	41-<46	46-<51	51-<56
Mon 22-Nov-21															
00:00	13	44.9	38.5	8	0	0	0	1	0	0	3	4	3	2	0
01:00	8	-	39.8	8	0	0	0	0	1	0	0	4	1	2	0
02:00	4	-	38.5	6	0	0	0	0	0	0	2	0	2	0	0
03:00	19	45.1	39	7	0	0	0	0	0	2	5	5	4	2	1
04:00	48	40.3	33.9	8	0	0	0	2	5	10	12	13	3	2	0
05:00	162	40	34	6.1	0	0	0	0	14	35	57	39	14	2	0
06:00	192	39.4	33.7	6.4	0	0	3	4	5	44	72	51	7	3	3
07:00	290	37	33.1	4.5	0	0	1	1	4	72	159	44	6	2	1
08:00	309	38.6	34.1	4.8	0	0	0	1	3	59	169	57	14	5	0
09:00	245	39.8	35.1	4.8	0	0	0	0	1	35	123	64	18	2	2
10:00	208	38.9	34.1	4.8	0	0	0	1	4	37	109	44	10	3	0
11:00	224	39.5	34.3	5	0	0	1	0	4	41	112	46	17	3	0
12:00	271	39.5	34.4	4.9	0	0	0	0	5	47	142	51	21	5	0
13:00	322	39.3	34.2	4.9	0	0	0	2	10	54	151	86	16	3	0
14:00	311	39.5	34.5	5.5	0	0	0	3	11	45	148	82	14	5	2
15:00	340	38.8	33.7	4.8	0	0	0	1	8	81	154	79	15	2	0
16:00	521	37.4	33.5	4.3	0	0	0	0	3	119	296	84	12	6	1
17:00	402	37.8	33.7	4.5	0	0	0	0	2	92	221	73	9	2	1
18:00	224	40.3	34.7	5.3	0	0	0	0	3	43	108	42	24	3	0
19:00	112	40.8	36.7	6.4	0	0	0	0	2	13	41	40	6	5	4
20:00	58	45.3	38.5	6.8	0	0	0	0	0	5	22	9	15	5	1
21:00	92	44.7	38.3	7.1	0	0	0	0	1	7	33	24	17	4	3
22:00	138	45	38	6.7	0	0	0	0	0	23	30	43	26	12	3
23:00	65	44.6	38.1	5.9	0	0	0	0	0	2	27	20	8	6	2
12H,7-19	3667	38.9	34.1	4.8	0	0	2	9	58	725	1892	752	176	41	7
16H,6-22	4121	39.2	34.3	5.1	0	0	5	13	66	794	2060	876	221	58	18
18H,6-24	4324	39.5	34.4	5.3	0	0	5	13	66	819	2117	939	255	76	23
24H,0-24	4578	39.6	34.5	5.4	0	0	5	16	86	866	2196	1004	282	86	24

10913 IMMINGHAM Site No: 10913002 Location Site 2 - A1173, Immingham (N of Kings Rd)
 Tue 16-Nov-21 to Mon 22-Nov-21 Channel: Southbound

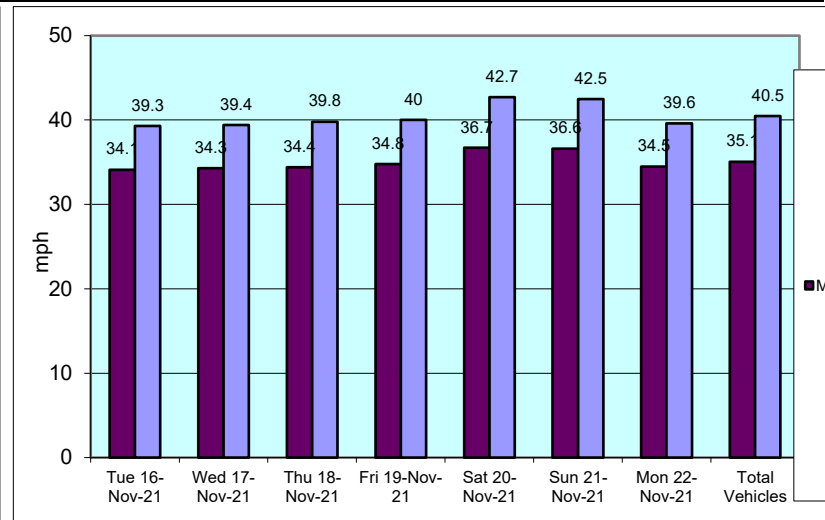
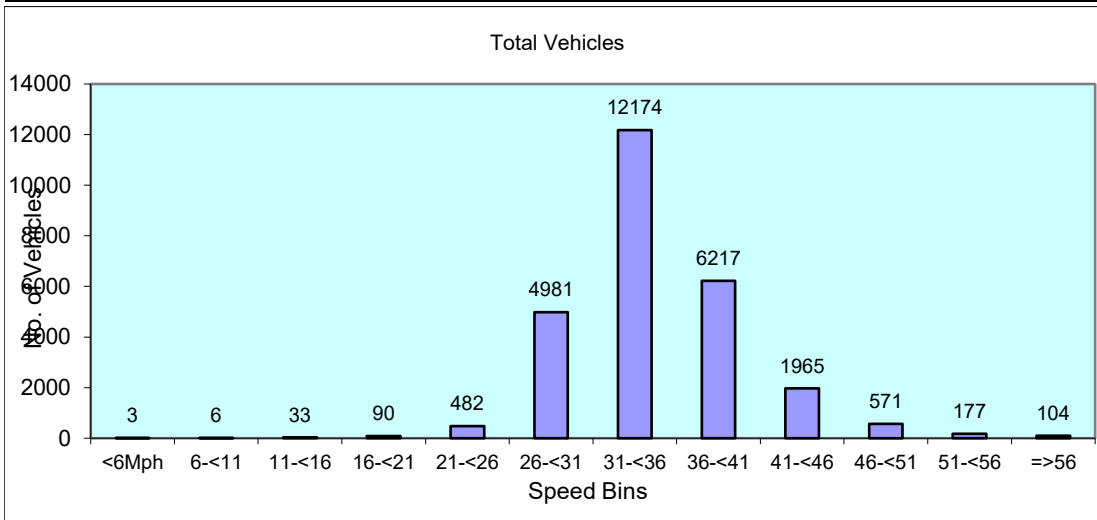
Time Period	Total Vehicles	85%ile Speed	Mean Speed	Stand Dev.	<6Mph	6-<11	11-<16	16-<21	21-<26	26-<31	31-<36	36-<41	41-<46	46-<51	51-<56
-------------	----------------	--------------	------------	------------	-------	-------	--------	--------	--------	--------	--------	--------	--------	--------	--------

Daily Totals

Tue 16-Nov-21	4545	39.3	34.1	5.2	0	0	2	13	99	982	2140	941	278	65	14
Wed 17-Nov-21	4564	39.4	34.3	5.4	1	0	1	15	105	908	2227	908	280	81	25
Thu 18-Nov-21	4554	39.8	34.4	5.7	2	6	19	18	97	874	2042	1063	326	69	18
Fri 19-Nov-21	4584	40	34.8	5.4	0	0	2	22	69	814	2100	1116	333	96	20
Sat 20-Nov-21	2363	42.7	36.7	6.3	0	0	2	3	13	345	833	714	281	105	47
Sun 21-Nov-21	1615	42.5	36.6	6.2	0	0	2	3	13	192	636	471	185	69	29
Mon 22-Nov-21	4578	39.6	34.5	5.4	0	0	5	16	86	866	2196	1004	282	86	24

Total Vehicles

[--]	26803	40.5	35.1	5.7	3	6	33	90	482	4981	12174	6217	1965	571	177
------	-------	------	------	-----	---	---	----	----	-----	------	-------	------	------	-----	-----



=>56

0
0
0
2
0
1
0
0
0
0
0
1
0
0
1
0
0
1
0
1
0
3
1
3
4
8
11

=>56

1
0
0
1
2
1
0
0
0
0
0
1
2
0
0
0
1
1
1
1
0
0
1
5
7
8
13

=>56

0
0
1
0
1
1
1
1
0
1
0
0
0
1
3
0
3
0
1
2
0
2
2
0
10
15
17
20

=>56

0
0
0
1
1
1
0
0
2
0
0
0
0
2
1
0
0
0
2
1
0
5
8
9
12

=>56

0
0
1
1
0
0
0
1
0
0
0
1
2
0
1
0
1
4
1
4
1
0
0
2
11
16
18
20

=>56

0
0
0
0
0
0
1
0
0
0
1
1
1
1
0
2
1
0
4
0
2
0
1
0
11
14
15
15

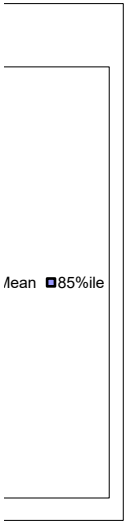
=>56

- 0
- 0
- 0
- 0
- 1
- 1
- 0
- 0
- 1
- 0
- 0
- 0
- 0
- 0
- 1
- 0
- 0
- 2
- 1
- 1
- 1
- 3
- 1
- 0
- 5
- 10
- 11
- 13

=>56

11
13
20
12
20
15
13

104

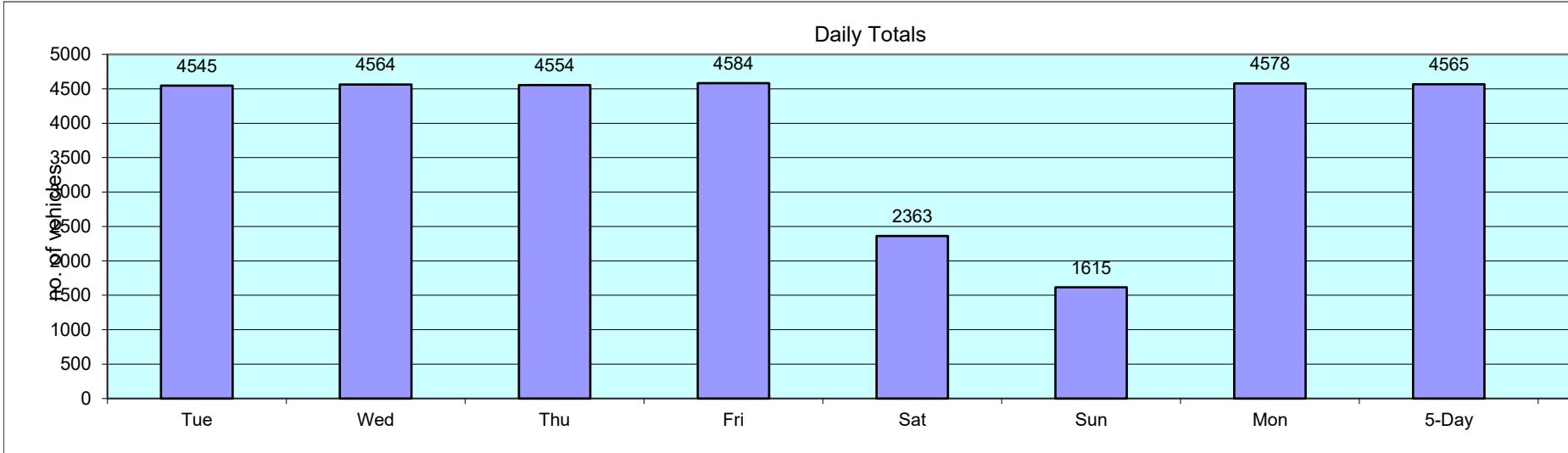


10913 IMMINGHAM Site No: 10913002 Location Site 2 - A1173, Immingham (N of Kin
Channel: Southbound

	Tue	Wed	Thu	Fri	Sat	Sun	Mon	5-Day
TIME PERIOD	16/11/2021	17/11/2021	18/11/2021	19/11/2021	20/11/2021	21/11/2021	22/11/2021	Av
Week Begin: 16-Nov-21								
00:00	15	18	18	18	23	20	13	16
01:00	11	10	15	15	18	11	8	12
02:00	22	20	18	21	16	10	4	17
03:00	25	26	18	27	24	9	19	23
04:00	44	43	48	46	22	14	48	46
05:00	158	162	159	158	89	49	162	160
06:00	185	191	207	212	94	57	192	197
07:00	273	278	275	259	111	39	290	275
08:00	334	350	311	296	139	40	309	320
09:00	239	255	221	257	179	90	245	243
10:00	238	231	264	323	201	150	208	253
11:00	242	263	262	300	220	140	224	258
12:00	282	306	317	337	225	155	271	303
13:00	323	306	339	332	157	116	322	324
14:00	326	310	335	355	149	152	311	327
15:00	371	351	402	367	152	97	340	366
16:00	521	485	441	413	117	99	521	476
17:00	349	369	345	346	116	104	402	362
18:00	254	265	258	209	125	110	224	242
19:00	132	119	105	108	59	48	112	115
20:00	80	85	72	66	39	36	58	72
21:00	67	70	63	48	30	27	92	68
22:00	31	25	29	46	34	26	138	54
23:00	23	26	32	25	24	16	65	34
12H,7-19	3752	3769	3770	3794	1891	1292	3667	3750
16H,6-22	4216	4234	4217	4228	2113	1460	4121	4203
18H,6-24	4270	4285	4278	4299	2171	1502	4324	4291
24H,0-24	4545	4564	4554	4584	2363	1615	4578	4565
Am	08:00	08:00	08:00	10:00	11:00	10:00	08:00	
Peak	334	350	311	323	220	150	309	
Pm	16:00	16:00	16:00	16:00	12:00	12:00	16:00	
Peak	521	485	441	413	225	155	521	

10913 IMMINGHAM Site No: 10913002 Location Site 2 - A1173, Immingham (N of Kin
Channel: Southbound

TIME PERIOD	Tue 16/11/2021	Wed 17/11/2021	Thu 18/11/2021	Fri 19/11/2021	Sat 20/11/2021	Sun 21/11/2021	Mon 22/11/2021	5-Day Av
-------------	-------------------	-------------------	-------------------	-------------------	-------------------	-------------------	-------------------	-------------




igs Rd)

**7-Day
Av**

18
13
16
21
38
134
163
218
254
212
231
236
270
271
277
297
371
290
206
98
62
57
47
30
3134
3513
3590
3829

igs Rd)
**7-Day
Av**



Classification Schemes

Scheme F Classification Scheme (Non-metric)

Scheme F is an attempt to implement the FWHA's visual classification scheme as an axle-based class scheme. This is one of several interpretations.

Class	Vehicle Type	No. of Axles	Axle spacing in feet			
			Axle 1 to 2	Axle 2 to 3	Axle 3 to 4	Axle 4 to 5
1	motorcycle	2	<6.0			
2	passenger car	2	6.0 - 10.0			
	car + 1 axle trailer	3	<10.0	10.0 - 18.0		
	car + 2 axle trailer	4	<10.0		<3.5	
3	pickup	2	10.0 - 15.0			
	pickup + 1 axle trailer	3	10.0 - 15.0	10.0 - 18.0		
	pickup + 2 axle trailer	4	10.0 - 15.0		<3.5	
	pickup + 3 axle trailer	5	9.9 - 15.0			<3.5
4	Traditional bus/coach	2	>20.0			
	Traditional bus/coach	3	>19.0			
5	single unit truck/bus - dual rear axle	2	14.9 - 20.0			<3.5
6	3 axle truck	3		<18.0		
7	4 axle truck	4				
8	2S1	3		>18.0		
	2S2	4		>5.0	>3.5	
	3S1	4		<5.0	>10.0	
9	3S2	5		<6.1		3.5 - 8.0
	5 axle combination	5				
10	6 axle combination	6			3.5 - 5.0	
	3S3	6				
11	2S1-2	5		>6.0		
12	3S1-2	6				
13	truck	7 or more				

Direction	Recorded 85%ile speed		survey weather conditions	Wet weather design speed (with adjustment where appropriate)			Criteria	reaction time	deceleration rate
	mph	kph		mph	kph	m/s		s	m/s ²
Channel: Northbound	38.0	61.1	dry	35.5	57.1	15.9	MfS	1.5	4.4
Channel: Southbound	40.5	65.1	dry	38.0	61.1	17.0	MfS	1.5	4.4

gradient	stopping sight distance	bonnet adjusted SSD
%	m	m
0.0	52.3	54.7
0.0	58.1	60.5

10913 IMMINGHAM									
NOVEMBER 2021									
Site	Location	Direction	Start Date	End Date	Posted Speed Limit (PSL)	Total Vehicles	5 Day Ave.	7 Day Ave.	Average 85%ile Speed
Site No: 10913003	Site 3 - Manby Rd, Immingham 53.625569, -0.214195	Channel: Northbound	Tue 16-Nov-21	Mon 22-Nov-21	NSL	25914	4469	3702	52.1
		Channel: Southbound	Tue 16-Nov-21	Mon 22-Nov-21		25989	4471	3713	54.3

10913		IMMINGHAM			Posted Speed Limit (PSL)	Average Mean Speed
NOVEMBER 2021						
Site	Location	Direction	Start Date	End Date		
Site No: 10913003	Site 3 - Manby Rd, Immingham 53.625569, -0.214195	Channel: Northbound	Tue 16-Nov-21	Mon 22-Nov-21	NSL	44.1
		Channel: Southbound	Tue 16-Nov-21	Mon 22-Nov-21		46.0

TIME PERIOD	TOTAL VEHICLES	MOTOR-CYCLES	CARS OR CAR-BASED LGV	LIGHT GOODS VEHICLES	BUSES	TWO AXLE, SIX TYRE, RIGID/BUSES	THREE AXLE RIGID	FOUR OR MORE AXLE RIGID	FOUR OR LESS AXLE ARTIC	FIVE AXLE ARTIC	SIX OR MORE AXLE ARTIC	FIVE OR LESS AXLE MULTI-TRAILER ARTIC	SIX AXLE MULTI-TRAILER ARTIC	SEVEN OR MORE AXLE ARTIC
Tue 16-Nov-21														
00:00	15	0	8	0	0	0	1	0	0	0	2	4	0	0
01:00	12	0	3	3	0	0	0	0	0	0	1	5	0	0
02:00	20	0	11	5	0	0	0	0	1	0	0	3	0	0
03:00	34	1	18	1	0	0	0	0	0	0	4	10	0	0
04:00	101	0	60	11	0	1	0	0	2	0	12	15	0	0
05:00	282	2	187	28	1	0	5	0	8	0	28	23	0	0
06:00	452	9	323	50	0	0	6	0	6	2	29	27	0	0
07:00	575	9	431	73	1	3	4	0	12	1	17	24	0	0
08:00	336	4	216	74	1	0	5	0	6	2	13	15	0	0
09:00	242	0	134	58	0	2	7	0	7	1	13	20	0	0
10:00	216	0	122	53	0	1	3	1	8	1	11	16	0	0
11:00	234	0	145	41	2	5	1	0	10	0	14	16	0	0
12:00	267	1	176	38	1	3	5	1	8	0	12	22	0	0
13:00	288	2	188	47	0	2	4	0	7	1	16	21	0	0
14:00	259	1	147	55	0	3	5	0	13	0	10	25	0	0
15:00	262	4	169	45	2	2	0	0	6	0	8	26	0	0
16:00	301	1	228	24	1	0	4	0	5	0	10	28	0	0
17:00	295	3	220	38	1	0	3	0	3	0	13	14	0	0
18:00	171	0	132	20	0	1	3	0	0	1	7	7	0	0
19:00	72	5	44	6	0	1	3	0	2	0	3	8	0	0
20:00	55	0	38	8	0	0	3	0	2	0	3	1	0	0
21:00	49	0	43	5	0	0	0	0	0	0	0	1	0	0
22:00	21	1	16	1	0	0	0	0	0	0	0	3	0	0
23:00	17	0	11	2	0	0	0	0	2	0	0	2	0	0
12H,7-19	3446	25	2308	566	9	22	44	2	85	7	144	234	0	0
16H,6-22	4074	39	2756	635	9	23	56	2	95	9	179	271	0	0
18H,6-24	4112	40	2783	638	9	23	56	2	97	9	179	276	0	0
24H,0-24	4576	43	3070	686	10	24	62	2	108	9	226	336	0	0

10913		IMMINGHAM			Site No: 10913003		Location Site 3 - Manby Rd, Immingham							
Tue 16-Nov-21 to Mon 22-Nov-21					Channel: Northbound									
TIME PERIOD	TOTAL VEHICLES	MOTOR-CYCLES	CARS OR CAR-BASED LGV	LIGHT GOODS VEHICLES	BUSES	TWO AXLE, SIX TYRE, RIGID/BUSES	THREE AXLE RIGID	FOUR OR MORE AXLE RIGID	FOUR OR LESS AXLE ARTIC	FIVE AXLE ARTIC	SIX OR MORE AXLE ARTIC	FIVE OR LESS AXLE MULTI-TRAILER ARTIC	SIX AXLE MULTI-TRAILER ARTIC	SEVEN OR MORE AXLE ARTIC
Wed 17-Nov-21														
00:00	12	0	7	3	0	0	0	0	1	0	0	1	0	0
01:00	12	1	7	2	0	0	0	0	0	0	0	2	0	0
02:00	22	0	11	4	0	0	0	0	1	0	1	5	0	0
03:00	39	0	21	6	0	0	2	0	0	0	4	6	0	0
04:00	91	2	50	11	0	0	0	0	4	0	10	14	0	0
05:00	269	1	194	29	0	0	7	0	3	0	18	17	0	0
06:00	464	7	325	42	1	0	6	0	7	0	35	41	0	0
07:00	577	11	447	52	3	1	6	0	16	2	18	21	0	0
08:00	307	3	182	67	1	3	7	0	11	2	13	18	0	0
09:00	244	0	144	50	3	4	5	0	6	2	17	13	0	0
10:00	222	3	115	60	0	7	3	1	7	1	10	15	0	0
11:00	240	2	140	47	0	3	2	1	10	0	13	22	0	0
12:00	248	1	158	55	0	3	1	1	4	1	15	9	0	0
13:00	249	2	157	52	0	3	4	0	6	0	10	15	0	0
14:00	264	3	153	56	0	2	3	0	6	2	13	26	0	0
15:00	265	2	167	44	0	4	3	1	6	0	9	29	0	0
16:00	298	3	220	44	0	0	0	0	5	2	8	16	0	0
17:00	305	3	227	36	1	1	5	0	4	0	10	18	0	0
18:00	118	2	90	10	0	0	0	0	2	0	5	9	0	0
19:00	77	1	45	17	0	0	2	0	1	0	4	7	0	0
20:00	44	0	32	9	0	0	0	0	1	0	1	1	0	0
21:00	50	0	43	4	0	0	1	0	0	0	1	1	0	0
22:00	27	0	21	1	0	0	0	0	1	0	1	3	0	0
23:00	11	0	6	1	0	0	0	0	0	0	3	1	0	0
12H,7-19	3337	35	2200	573	8	31	39	4	83	12	141	211	0	0
16H,6-22	3972	43	2645	645	9	31	48	4	92	12	182	261	0	0
18H,6-24	4010	43	2672	647	9	31	48	4	93	12	186	265	0	0
24H,0-24	4455	47	2962	702	9	31	57	4	102	12	219	310	0	0

10913		IMMINGHAM			Site No: 10913003		Location Site 3 - Manby Rd, Immingham							
Tue 16-Nov-21 to Mon 22-Nov-21					Channel: Northbound									
TIME PERIOD	TOTAL VEHICLES	MOTOR-CYCLES	CARS OR CAR-BASED LGV	LIGHT GOODS VEHICLES	BUSES	TWO AXLE, SIX TYRE, RIGID/BUSES	THREE AXLE RIGID	FOUR OR MORE AXLE RIGID	FOUR OR LESS AXLE ARTIC	FIVE AXLE ARTIC	SIX OR MORE AXLE ARTIC	FIVE OR LESS AXLE MULTI-TRAILER ARTIC	SIX AXLE MULTI-TRAILER ARTIC	SEVEN OR MORE AXLE ARTIC
Thu 18-Nov-21														
00:00	14	0	9	2	0	0	0	0	1	0	1	1	0	0
01:00	12	0	7	2	0	0	0	0	0	0	0	3	0	0
02:00	17	0	11	1	0	0	0	0	0	0	1	4	0	0
03:00	30	1	11	7	0	0	1	0	0	0	4	6	0	0
04:00	105	1	54	21	0	0	0	0	4	0	11	14	0	0
05:00	281	6	192	31	0	0	3	0	5	1	16	27	0	0
06:00	431	6	308	44	0	1	2	0	13	2	26	29	0	0
07:00	550	6	437	48	2	1	9	0	14	1	16	16	0	0
08:00	307	3	184	60	2	7	4	0	15	0	12	20	0	0
09:00	243	1	134	56	1	1	3	0	11	0	12	24	0	0
10:00	234	1	125	59	0	2	2	0	9	1	11	24	0	0
11:00	239	1	134	56	0	1	6	0	17	0	11	13	0	0
12:00	265	4	178	39	0	1	3	0	13	1	4	22	0	0
13:00	282	1	170	41	0	5	4	1	19	1	8	32	0	0
14:00	240	4	137	48	2	0	0	0	11	1	18	19	0	0
15:00	298	2	190	46	3	2	4	1	13	2	13	22	0	0
16:00	333	2	244	46	0	0	5	0	8	0	20	8	0	0
17:00	292	2	228	28	1	0	1	0	3	0	10	19	0	0
18:00	171	2	123	23	0	0	0	0	1	0	9	13	0	0
19:00	77	0	57	10	0	0	0	0	1	0	3	6	0	0
20:00	50	1	38	6	0	0	0	0	2	0	1	2	0	0
21:00	48	0	40	6	0	0	0	0	0	0	0	2	0	0
22:00	26	0	20	2	0	0	0	0	3	0	0	1	0	0
23:00	15	0	10	1	0	0	1	0	0	0	1	2	0	0
12H,7-19	3454	29	2284	550	11	20	41	2	134	7	144	232	0	0
16H,6-22	4060	36	2727	616	11	21	43	2	150	9	174	271	0	0
18H,6-24	4101	36	2757	619	11	21	44	2	153	9	175	274	0	0
24H,0-24	4560	44	3041	683	11	21	48	2	163	10	208	329	0	0

10913 IMMINGHAM Site No: 10913003 Location Site 3 - Manby Rd, Immingham
 Tue 16-Nov-21 to Mon 22-Nov-21 Channel: Northbound

TIME PERIOD	TOTAL VEHICLES	MOTOR-CYCLES	CARS OR CAR-BASED LGV	LIGHT GOODS VEHICLES	BUSES	TWO AXLE, SIX TYRE, RIGID/BUSES	THREE AXLE RIGID	FOUR OR MORE AXLE RIGID	FOUR OR LESS AXLE ARTIC	FIVE AXLE ARTIC	SIX OR MORE AXLE ARTIC	FIVE OR LESS AXLE MULTI-TRAILER ARTIC	SIX AXLE MULTI-TRAILER ARTIC	SEVEN OR MORE AXLE ARTIC
Fri 19-Nov-21														
00:00	10	0	6	1	0	0	0	0	0	0	2	1	0	0
01:00	12	0	7	1	0	0	0	0	0	0	0	4	0	0
02:00	19	0	8	2	0	0	1	0	0	0	2	6	0	0
03:00	33	2	13	6	0	0	0	0	0	0	1	11	0	0
04:00	94	1	54	16	0	0	1	0	1	0	13	8	0	0
05:00	277	4	195	21	1	0	5	0	8	0	25	18	0	0
06:00	395	8	282	46	0	0	7	0	5	0	26	21	0	0
07:00	507	10	378	52	1	4	5	0	13	2	15	27	0	0
08:00	280	3	173	45	1	4	5	1	7	0	15	26	0	0
09:00	243	1	134	59	2	3	5	0	13	0	11	15	0	0
10:00	280	3	168	59	0	4	10	1	9	0	10	16	0	0
11:00	238	1	146	44	0	1	6	1	11	0	9	19	0	0
12:00	266	1	171	54	1	1	1	0	14	0	9	14	0	0
13:00	285	0	182	57	0	1	5	0	8	0	9	23	0	0
14:00	243	2	165	39	1	2	1	0	6	0	8	19	0	0
15:00	265	1	181	40	1	3	4	0	7	1	6	21	0	0
16:00	262	4	204	22	1	0	1	0	4	0	12	14	0	0
17:00	254	2	212	20	0	0	2	0	3	0	5	10	0	0
18:00	158	0	137	8	0	0	1	0	1	0	6	5	0	0
19:00	90	0	78	7	0	0	1	0	0	0	3	1	0	0
20:00	62	0	42	13	0	1	0	0	0	0	2	4	0	0
21:00	44	1	28	8	0	0	0	0	3	0	1	3	0	0
22:00	34	0	28	4	0	0	0	0	1	0	0	1	0	0
23:00	14	0	9	1	1	0	0	0	0	0	1	2	0	0
12H,7-19	3281	28	2251	499	8	23	46	3	96	3	115	209	0	0
16H,6-22	3872	37	2681	573	8	24	54	3	104	3	147	238	0	0
18H,6-24	3920	37	2718	578	9	24	54	3	105	3	148	241	0	0
24H,0-24	4365	44	3001	625	10	24	61	3	114	3	191	289	0	0

10913 IMMINGHAM Site No: 10913003 Location Site 3 - Manby Rd, Immingham
 Tue 16-Nov-21 to Mon 22-Nov-21 Channel: Northbound

TIME PERIOD	TOTAL VEHICLES	MOTOR-CYCLES	CARS OR CAR-BASED LGV	LIGHT GOODS VEHICLES	BUSES	TWO AXLE, SIX TYRE, RIGID/BUSES	THREE AXLE RIGID	FOUR OR MORE AXLE RIGID	FOUR OR LESS AXLE ARTIC	FIVE AXLE ARTIC	SIX OR MORE AXLE ARTIC	FIVE OR LESS AXLE MULTI-TRAILER ARTIC	SIX AXLE MULTI-TRAILER ARTIC	SEVEN OR MORE AXLE ARTIC
Sat 20-Nov-21														
00:00	11	0	8	2	0	0	0	0	0	0	1	0	0	0
01:00	7	0	4	1	0	0	0	0	0	0	0	2	0	0
02:00	15	0	7	1	0	0	0	0	0	0	3	4	0	0
03:00	17	0	8	0	0	0	0	0	1	0	2	6	0	0
04:00	18	0	9	3	0	0	0	0	0	0	5	1	0	0
05:00	137	3	113	8	0	0	0	0	1	1	5	6	0	0
06:00	137	2	111	10	0	0	0	0	2	0	5	7	0	0
07:00	170	5	119	23	1	1	1	0	6	0	6	8	0	0
08:00	119	2	77	28	1	2	0	0	1	0	1	7	0	0
09:00	125	0	92	20	0	0	2	0	0	0	5	6	0	0
10:00	157	1	109	34	0	2	0	0	1	0	3	7	0	0
11:00	176	0	138	29	0	0	0	0	1	0	3	5	0	0
12:00	150	0	112	30	1	0	0	0	3	0	1	3	0	0
13:00	122	1	99	14	0	0	1	0	0	1	2	4	0	0
14:00	126	2	100	16	0	0	0	0	0	0	1	7	0	0
15:00	107	1	83	14	0	0	3	0	0	0	0	6	0	0
16:00	123	2	104	11	0	0	0	0	0	0	1	5	0	0
17:00	129	2	114	10	0	1	0	0	0	0	0	2	0	0
18:00	89	0	83	4	0	0	0	0	0	0	1	1	0	0
19:00	60	0	54	4	0	0	0	0	2	0	0	0	0	0
20:00	34	1	29	3	0	0	0	0	0	0	0	1	0	0
21:00	31	0	29	1	0	0	0	0	0	0	0	1	0	0
22:00	18	0	16	0	0	0	0	0	0	0	1	1	0	0
23:00	10	0	10	0	0	0	0	0	0	0	0	0	0	0
12H,7-19	1593	16	1230	233	3	6	7	0	12	1	24	61	0	0
16H,6-22	1855	19	1453	251	3	6	7	0	16	1	29	70	0	0
18H,6-24	1883	19	1479	251	3	6	7	0	16	1	30	71	0	0
24H,0-24	2088	22	1628	266	3	6	7	0	18	2	46	90	0	0

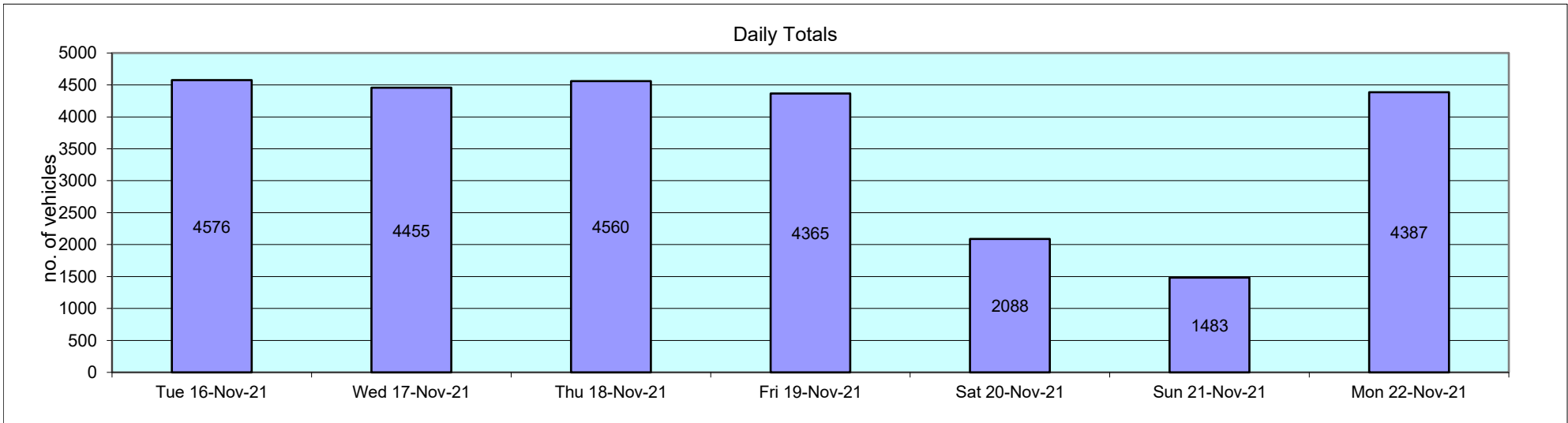
10913 IMMINGHAM Site No: 10913003 Location Site 3 - Manby Rd, Immingham
 Tue 16-Nov-21 to Mon 22-Nov-21 Channel: Northbound

TIME PERIOD	TOTAL VEHICLES	MOTOR-CYCLES	CARS OR CAR-BASED LGV	LIGHT GOODS VEHICLES	BUSES	TWO AXLE, SIX TYRE, RIGID/BUSES	THREE AXLE RIGID	FOUR OR MORE AXLE RIGID	FOUR OR LESS AXLE ARTIC	FIVE AXLE ARTIC	SIX OR MORE AXLE ARTIC	FIVE OR LESS AXLE MULTI-TRAILER ARTIC	SIX AXLE MULTI-TRAILER ARTIC	SEVEN OR MORE AXLE ARTIC
Sun 21-Nov-21														
00:00	11	0	7	2	0	0	0	0	0	0	0	2	0	0
01:00	10	0	6	2	0	0	0	0	0	0	0	2	0	0
02:00	10	0	5	1	0	0	0	0	0	0	0	4	0	0
03:00	11	0	2	1	0	0	0	0	0	0	0	8	0	0
04:00	19	0	17	0	0	0	0	0	1	0	1	0	0	0
05:00	86	1	74	5	0	0	0	0	0	0	3	3	0	0
06:00	90	2	69	13	0	0	0	0	1	0	3	2	0	0
07:00	106	2	71	24	0	0	3	0	3	0	1	2	0	0
08:00	51	2	33	8	0	1	1	1	1	0	2	2	0	0
09:00	54	1	38	9	0	0	2	0	1	0	3	0	0	0
10:00	86	1	71	11	0	0	1	0	2	0	0	0	0	0
11:00	112	1	94	14	0	0	0	0	0	0	0	3	0	0
12:00	107	1	89	12	0	0	0	0	0	0	2	3	0	0
13:00	124	0	100	16	0	0	0	0	0	1	1	6	0	0
14:00	107	1	84	14	0	0	0	0	0	0	3	5	0	0
15:00	104	0	82	12	0	0	0	0	2	0	2	6	0	0
16:00	94	3	82	3	0	0	2	0	0	0	0	4	0	0
17:00	109	0	96	11	0	0	0	0	0	0	0	2	0	0
18:00	77	1	64	8	0	0	0	0	1	0	2	1	0	0
19:00	36	0	25	6	0	0	1	0	1	0	0	3	0	0
20:00	28	0	21	5	0	0	0	0	0	0	1	1	0	0
21:00	20	0	15	3	0	0	0	0	0	0	0	2	0	0
22:00	20	0	20	0	0	0	0	0	0	0	0	0	0	0
23:00	11	0	8	2	0	0	0	0	0	0	0	1	0	0
12H,7-19	1131	13	904	142	0	1	9	1	10	1	16	34	0	0
16H,6-22	1305	15	1034	169	0	1	10	1	12	1	20	42	0	0
18H,6-24	1336	15	1062	171	0	1	10	1	12	1	20	43	0	0
24H,0-24	1483	16	1173	182	0	1	10	1	13	1	24	62	0	0

10913		IMMINGHAM			Site No: 10913003		Location Site 3 - Manby Rd, Immingham							
Tue 16-Nov-21 to Mon 22-Nov-21					Channel: Northbound									
TIME PERIOD	TOTAL VEHICLES	MOTOR-CYCLES	CARS OR CAR-BASED LGV	LIGHT GOODS VEHICLES	BUSES	TWO AXLE, SIX TYRE, RIGID/BUSES	THREE AXLE RIGID	FOUR OR MORE AXLE RIGID	FOUR OR LESS AXLE ARTIC	FIVE AXLE ARTIC	SIX OR MORE AXLE ARTIC	FIVE OR LESS AXLE MULTI-TRAILER ARTIC	SIX AXLE MULTI-TRAILER ARTIC	SEVEN OR MORE AXLE ARTIC
Mon 22-Nov-21														
00:00	9	0	6	1	0	0	0	0	0	0	0	2	0	0
01:00	6	0	3	2	0	0	0	0	0	0	0	1	0	0
02:00	27	0	10	7	0	0	0	0	0	0	2	8	0	0
03:00	40	0	18	4	0	0	2	0	1	0	1	14	0	0
04:00	108	0	54	29	0	0	0	0	2	0	6	17	0	0
05:00	289	2	196	44	0	0	8	0	3	0	18	18	0	0
06:00	430	3	295	64	1	0	11	0	5	1	23	27	0	0
07:00	574	8	445	49	1	1	4	0	11	2	26	27	0	0
08:00	263	2	176	49	1	3	6	0	3	0	6	17	0	0
09:00	232	1	134	57	0	1	5	0	5	1	11	17	0	0
10:00	203	0	112	51	1	1	3	0	8	1	9	17	0	0
11:00	227	1	130	60	3	2	0	0	11	0	14	6	0	0
12:00	223	0	150	39	0	2	2	0	13	1	6	10	0	0
13:00	274	1	199	46	1	0	3	0	2	0	8	14	0	0
14:00	235	1	155	52	1	2	2	0	1	1	5	15	0	0
15:00	243	3	153	44	0	5	4	0	5	3	9	17	0	0
16:00	299	4	196	55	1	6	5	0	3	0	14	15	0	0
17:00	306	3	247	26	0	1	3	0	3	1	5	17	0	0
18:00	182	1	129	25	0	0	4	0	2	1	8	12	0	0
19:00	69	0	50	6	0	0	0	0	0	0	4	9	0	0
20:00	41	0	26	8	0	0	0	0	0	0	5	2	0	0
21:00	55	0	40	6	0	0	0	0	0	0	5	4	0	0
22:00	35	1	21	4	0	1	1	0	2	0	3	2	0	0
23:00	17	0	12	0	0	0	1	0	0	0	2	2	0	0
12H,7-19	3261	25	2226	553	9	24	41	0	67	11	121	184	0	0
16H,6-22	3856	28	2637	637	10	24	52	0	72	12	158	226	0	0
18H,6-24	3908	29	2670	641	10	25	54	0	74	12	163	230	0	0
24H,0-24	4387	31	2957	728	10	25	64	0	80	12	190	290	0	0

10913 IMMINGHAM Site No: 10913003 Location Site 3 - Manby Rd, Immingham
 Tue 16-Nov-21 to Mon 22-Nov-21 Channel: Northbound

TIME PERIOD	TOTAL VEHICLES	MOTOR-CYCLES	CARS OR CAR-BASED LGV	LIGHT GOODS VEHICLES	BUSES	TWO AXLE, SIX TYRE, RIGID/BUSES	THREE AXLE RIGID	FOUR OR MORE AXLE RIGID	FOUR OR LESS AXLE ARTIC	FIVE AXLE ARTIC	SIX OR MORE AXLE ARTIC	FIVE OR LESS AXLE MULTI-TRAILER ARTIC	SIX AXLE MULTI-TRAILER ARTIC	SEVEN OR MORE AXLE ARTIC
Daily Totals														
Tue 16-Nov-21	4576	43	3070	686	10	24	62	2	108	9	226	336	0	0
Wed 17-Nov-21	4455	47	2962	702	9	31	57	4	102	12	219	310	0	0
Thu 18-Nov-21	4560	44	3041	683	11	21	48	2	163	10	208	329	0	0
Fri 19-Nov-21	4365	44	3001	625	10	24	61	3	114	3	191	289	0	0
Sat 20-Nov-21	2088	22	1628	266	3	6	7	0	18	2	46	90	0	0
Sun 21-Nov-21	1483	16	1173	182	0	1	10	1	13	1	24	62	0	0
Mon 22-Nov-21	4387	31	2957	728	10	25	64	0	80	12	190	290	0	0
Total Vehicles														
[--]	25914	247	17832	3872	53	132	309	12	598	49	1104	1706	0	0



10913 IMMINGHAM Site No: 10913003 Location Site 3 - Manby Rd, Immingham
 Tue 16-Nov-21 to Mon 22-Nov-21 Channel: Northbound

TIME PERIOD	TOTAL VEHICLES	MOTOR-CYCLES	MOTOR-CYCLES%	CARS	CARS %	LGV	LGV %	HGV	HGV %	BUS	BUS %
Tue 16-Nov-21											
00:00	15	0	0.0	8	53.3	0	0.0	7	46.7	0	0.0
01:00	12	0	0.0	3	25.0	3	25.0	6	50.0	0	0.0
02:00	20	0	0.0	11	55.0	5	25.0	4	20.0	0	0.0
03:00	34	1	2.9	18	52.9	1	2.9	14	41.2	0	0.0
04:00	101	0	0.0	60	59.4	11	10.9	30	29.7	0	0.0
05:00	282	2	0.7	187	66.3	28	9.9	64	22.7	1	0.4
06:00	452	9	2.0	323	71.5	50	11.1	70	15.5	0	0.0
07:00	575	9	1.6	431	75.0	73	12.7	61	10.6	1	0.2
08:00	336	4	1.2	216	64.3	74	22.0	41	12.2	1	0.3
09:00	242	0	0.0	134	55.4	58	24.0	50	20.7	0	0.0
10:00	216	0	0.0	122	56.5	53	24.5	41	19.0	0	0.0
11:00	234	0	0.0	145	62.0	41	17.5	46	19.7	2	0.9
12:00	267	1	0.4	176	65.9	38	14.2	51	19.1	1	0.4
13:00	288	2	0.7	188	65.3	47	16.3	51	17.7	0	0.0
14:00	259	1	0.4	147	56.8	55	21.2	56	21.6	0	0.0
15:00	262	4	1.5	169	64.5	45	17.2	42	16.0	2	0.8
16:00	301	1	0.3	228	75.8	24	8.0	47	15.6	1	0.3
17:00	295	3	1.0	220	74.6	38	12.9	33	11.2	1	0.3
18:00	171	0	0.0	132	77.2	20	11.7	19	11.1	0	0.0
19:00	72	5	6.9	44	61.1	6	8.3	17	23.6	0	0.0
20:00	55	0	0.0	38	69.1	8	14.6	9	16.4	0	0.0
21:00	49	0	0.0	43	87.8	5	10.2	1	2.0	0	0.0
22:00	21	1	4.8	16	76.2	1	4.8	3	14.3	0	0.0
23:00	17	0	0.0	11	64.7	2	11.8	4	23.5	0	0.0
12H,7-19	3446	25	0.7	2308	67.0	566	16.4	538	15.6	9	0.3
16H,6-22	4074	39	1.0	2756	67.7	635	15.6	635	15.6	9	0.2
18H,6-24	4112	40	1.0	2783	67.7	638	15.5	642	15.6	9	0.2
24H,0-24	4576	43	0.9	3070	67.1	686	15.0	767	16.8	10	0.2

10913		IMMINGHAM		Site No: 10913003		Location		Site 3 - Manby Rd, Immingham			
Tue 16-Nov-21 to Mon 22-Nov-21				Channel: Northbound							
TIME PERIOD	TOTAL VEHICLES	MOTOR-CYCLES	MOTOR-CYCLES%	CARS	CARS %	LGV	LGV %	HGV	HGV %	BUS	BUS %
Wed 17-Nov-21											
00:00	12	0	0.0	7	58.3	3	25.0	2	16.7	0	0.0
01:00	12	1	8.3	7	58.3	2	16.7	2	16.7	0	0.0
02:00	22	0	0.0	11	50.0	4	18.2	7	31.8	0	0.0
03:00	39	0	0.0	21	53.9	6	15.4	12	30.8	0	0.0
04:00	91	2	2.2	50	55.0	11	12.1	28	30.8	0	0.0
05:00	269	1	0.4	194	72.1	29	10.8	45	16.7	0	0.0
06:00	464	7	1.5	325	70.0	42	9.1	89	19.2	1	0.2
07:00	577	11	1.9	447	77.5	52	9.0	64	11.1	3	0.5
08:00	307	3	1.0	182	59.3	67	21.8	54	17.6	1	0.3
09:00	244	0	0.0	144	59.0	50	20.5	47	19.3	3	1.2
10:00	222	3	1.4	115	51.8	60	27.0	44	19.8	0	0.0
11:00	240	2	0.8	140	58.3	47	19.6	51	21.3	0	0.0
12:00	248	1	0.4	158	63.7	55	22.2	34	13.7	0	0.0
13:00	249	2	0.8	157	63.1	52	20.9	38	15.3	0	0.0
14:00	264	3	1.1	153	58.0	56	21.2	52	19.7	0	0.0
15:00	265	2	0.8	167	63.0	44	16.6	52	19.6	0	0.0
16:00	298	3	1.0	220	73.8	44	14.8	31	10.4	0	0.0
17:00	305	3	1.0	227	74.4	36	11.8	38	12.5	1	0.3
18:00	118	2	1.7	90	76.3	10	8.5	16	13.6	0	0.0
19:00	77	1	1.3	45	58.4	17	22.1	14	18.2	0	0.0
20:00	44	0	0.0	32	72.7	9	20.5	3	6.8	0	0.0
21:00	50	0	0.0	43	86.0	4	8.0	3	6.0	0	0.0
22:00	27	0	0.0	21	77.8	1	3.7	5	18.5	0	0.0
23:00	11	0	0.0	6	54.6	1	9.1	4	36.4	0	0.0
12H,7-19	3337	35	1.1	2200	65.9	573	17.2	521	15.6	8	0.2
16H,6-22	3972	43	1.1	2645	66.6	645	16.2	630	15.9	9	0.2
18H,6-24	4010	43	1.1	2672	66.6	647	16.1	639	15.9	9	0.2
24H,0-24	4455	47	1.1	2962	66.5	702	15.8	735	16.5	9	0.2

10913		IMMINGHAM		Site No: 10913003		Location		Site 3 - Manby Rd, Immingham			
Tue 16-Nov-21 to Mon 22-Nov-21				Channel: Northbound							
TIME PERIOD	TOTAL VEHICLES	MOTOR-CYCLES	MOTOR-CYCLES%	CARS	CARS %	LGV	LGV %	HGV	HGV %	BUS	BUS %
Thu 18-Nov-21											
00:00	14	0	0.0	9	64.3	2	14.3	3	21.4	0	0.0
01:00	12	0	0.0	7	58.3	2	16.7	3	25.0	0	0.0
02:00	17	0	0.0	11	64.7	1	5.9	5	29.4	0	0.0
03:00	30	1	3.3	11	36.7	7	23.3	11	36.7	0	0.0
04:00	105	1	1.0	54	51.4	21	20.0	29	27.6	0	0.0
05:00	281	6	2.1	192	68.3	31	11.0	52	18.5	0	0.0
06:00	431	6	1.4	308	71.5	44	10.2	73	16.9	0	0.0
07:00	550	6	1.1	437	79.5	48	8.7	57	10.4	2	0.4
08:00	307	3	1.0	184	59.9	60	19.5	58	18.9	2	0.7
09:00	243	1	0.4	134	55.1	56	23.1	51	21.0	1	0.4
10:00	234	1	0.4	125	53.4	59	25.2	49	20.9	0	0.0
11:00	239	1	0.4	134	56.1	56	23.4	48	20.1	0	0.0
12:00	265	4	1.5	178	67.2	39	14.7	44	16.6	0	0.0
13:00	282	1	0.4	170	60.3	41	14.5	70	24.8	0	0.0
14:00	240	4	1.7	137	57.1	48	20.0	49	20.4	2	0.8
15:00	298	2	0.7	190	63.8	46	15.4	57	19.1	3	1.0
16:00	333	2	0.6	244	73.3	46	13.8	41	12.3	0	0.0
17:00	292	2	0.7	228	78.1	28	9.6	33	11.3	1	0.3
18:00	171	2	1.2	123	71.9	23	13.5	23	13.5	0	0.0
19:00	77	0	0.0	57	74.0	10	13.0	10	13.0	0	0.0
20:00	50	1	2.0	38	76.0	6	12.0	5	10.0	0	0.0
21:00	48	0	0.0	40	83.3	6	12.5	2	4.2	0	0.0
22:00	26	0	0.0	20	76.9	2	7.7	4	15.4	0	0.0
23:00	15	0	0.0	10	66.7	1	6.7	4	26.7	0	0.0
12H,7-19	3454	29	0.8	2284	66.1	550	15.9	580	16.8	11	0.3
16H,6-22	4060	36	0.9	2727	67.2	616	15.2	670	16.5	11	0.3
18H,6-24	4101	36	0.9	2757	67.2	619	15.1	678	16.5	11	0.3
24H,0-24	4560	44	1.0	3041	66.7	683	15.0	781	17.1	11	0.2

10913 IMMINGHAM Site No: 10913003 Location Site 3 - Manby Rd, Immingham
 Tue 16-Nov-21 to Mon 22-Nov-21 Channel: Northbound

TIME PERIOD	TOTAL VEHICLES	MOTOR-CYCLES	MOTOR-CYCLES%	CARS	CARS %	LGV	LGV %	HGV	HGV %	BUS	BUS %
Fri 19-Nov-21											
00:00	10	0	0.0	6	60.0	1	10.0	3	30.0	0	0.0
01:00	12	0	0.0	7	58.3	1	8.3	4	33.3	0	0.0
02:00	19	0	0.0	8	42.1	2	10.5	9	47.4	0	0.0
03:00	33	2	6.1	13	39.4	6	18.2	12	36.4	0	0.0
04:00	94	1	1.1	54	57.5	16	17.0	23	24.5	0	0.0
05:00	277	4	1.4	195	70.4	21	7.6	56	20.2	1	0.4
06:00	395	8	2.0	282	71.4	46	11.7	59	14.9	0	0.0
07:00	507	10	2.0	378	74.6	52	10.3	66	13.0	1	0.2
08:00	280	3	1.1	173	61.8	45	16.1	58	20.7	1	0.4
09:00	243	1	0.4	134	55.1	59	24.3	47	19.3	2	0.8
10:00	280	3	1.1	168	60.0	59	21.1	50	17.9	0	0.0
11:00	238	1	0.4	146	61.3	44	18.5	47	19.8	0	0.0
12:00	266	1	0.4	171	64.3	54	20.3	39	14.7	1	0.4
13:00	285	0	0.0	182	63.9	57	20.0	46	16.1	0	0.0
14:00	243	2	0.8	165	67.9	39	16.1	36	14.8	1	0.4
15:00	265	1	0.4	181	68.3	40	15.1	42	15.9	1	0.4
16:00	262	4	1.5	204	77.9	22	8.4	31	11.8	1	0.4
17:00	254	2	0.8	212	83.5	20	7.9	20	7.9	0	0.0
18:00	158	0	0.0	137	86.7	8	5.1	13	8.2	0	0.0
19:00	90	0	0.0	78	86.7	7	7.8	5	5.6	0	0.0
20:00	62	0	0.0	42	67.7	13	21.0	7	11.3	0	0.0
21:00	44	1	2.3	28	63.6	8	18.2	7	15.9	0	0.0
22:00	34	0	0.0	28	82.4	4	11.8	2	5.9	0	0.0
23:00	14	0	0.0	9	64.3	1	7.1	3	21.4	1	7.1
12H,7-19	3281	28	0.9	2251	68.6	499	15.2	495	15.1	8	0.2
16H,6-22	3872	37	1.0	2681	69.2	573	14.8	573	14.8	8	0.2
18H,6-24	3920	37	0.9	2718	69.3	578	14.7	578	14.7	9	0.2
24H,0-24	4365	44	1.0	3001	68.8	625	14.3	685	15.7	10	0.2

10913		IMMINGHAM		Site No: 10913003		Location		Site 3 - Manby Rd, Immingham			
Tue 16-Nov-21 to Mon 22-Nov-21				Channel: Northbound							
TIME PERIOD	TOTAL VEHICLES	MOTOR-CYCLES	MOTOR-CYCLES%	CARS	CARS %	LGV	LGV %	HGV	HGV %	BUS	BUS %
Sat 20-Nov-21											
00:00	11	0	0.0	8	72.7	2	18.2	1	9.1	0	0.0
01:00	7	0	0.0	4	57.1	1	14.3	2	28.6	0	0.0
02:00	15	0	0.0	7	46.7	1	6.7	7	46.7	0	0.0
03:00	17	0	0.0	8	47.1	0	0.0	9	52.9	0	0.0
04:00	18	0	0.0	9	50.0	3	16.7	6	33.3	0	0.0
05:00	137	3	2.2	113	82.5	8	5.8	13	9.5	0	0.0
06:00	137	2	1.5	111	81.0	10	7.3	14	10.2	0	0.0
07:00	170	5	2.9	119	70.0	23	13.5	22	12.9	1	0.6
08:00	119	2	1.7	77	64.7	28	23.5	11	9.2	1	0.8
09:00	125	0	0.0	92	73.6	20	16.0	13	10.4	0	0.0
10:00	157	1	0.6	109	69.4	34	21.7	13	8.3	0	0.0
11:00	176	0	0.0	138	78.4	29	16.5	9	5.1	0	0.0
12:00	150	0	0.0	112	74.7	30	20.0	7	4.7	1	0.7
13:00	122	1	0.8	99	81.2	14	11.5	8	6.6	0	0.0
14:00	126	2	1.6	100	79.4	16	12.7	8	6.4	0	0.0
15:00	107	1	0.9	83	77.6	14	13.1	9	8.4	0	0.0
16:00	123	2	1.6	104	84.6	11	8.9	6	4.9	0	0.0
17:00	129	2	1.6	114	88.4	10	7.8	3	2.3	0	0.0
18:00	89	0	0.0	83	93.3	4	4.5	2	2.3	0	0.0
19:00	60	0	0.0	54	90.0	4	6.7	2	3.3	0	0.0
20:00	34	1	2.9	29	85.3	3	8.8	1	2.9	0	0.0
21:00	31	0	0.0	29	93.6	1	3.2	1	3.2	0	0.0
22:00	18	0	0.0	16	88.9	0	0.0	2	11.1	0	0.0
23:00	10	0	0.0	10	100.0	0	0.0	0	0.0	0	0.0
12H,7-19	1593	16	1.0	1230	77.2	233	14.6	111	7.0	3	0.2
16H,6-22	1855	19	1.0	1453	78.3	251	13.5	129	7.0	3	0.2
18H,6-24	1883	19	1.0	1479	78.5	251	13.3	131	7.0	3	0.2
24H,0-24	2088	22	1.1	1628	78.0	266	12.7	169	8.1	3	0.1

10913		IMMINGHAM		Site No: 10913003		Location		Site 3 - Manby Rd, Immingham			
Tue 16-Nov-21 to Mon 22-Nov-21				Channel: Northbound							
TIME PERIOD	TOTAL VEHICLES	MOTOR-CYCLES	MOTOR-CYCLES%	CARS	CARS %	LGV	LGV %	HGV	HGV %	BUS	BUS %
Sun 21-Nov-21											
00:00	11	0	0.0	7	63.6	2	18.2	2	18.2	0	0.0
01:00	10	0	0.0	6	60.0	2	20.0	2	20.0	0	0.0
02:00	10	0	0.0	5	50.0	1	10.0	4	40.0	0	0.0
03:00	11	0	0.0	2	18.2	1	9.1	8	72.7	0	0.0
04:00	19	0	0.0	17	89.5	0	0.0	2	10.5	0	0.0
05:00	86	1	1.2	74	86.1	5	5.8	6	7.0	0	0.0
06:00	90	2	2.2	69	76.7	13	14.4	6	6.7	0	0.0
07:00	106	2	1.9	71	67.0	24	22.6	9	8.5	0	0.0
08:00	51	2	3.9	33	64.7	8	15.7	8	15.7	0	0.0
09:00	54	1	1.9	38	70.4	9	16.7	6	11.1	0	0.0
10:00	86	1	1.2	71	82.6	11	12.8	3	3.5	0	0.0
11:00	112	1	0.9	94	83.9	14	12.5	3	2.7	0	0.0
12:00	107	1	0.9	89	83.2	12	11.2	5	4.7	0	0.0
13:00	124	0	0.0	100	80.7	16	12.9	8	6.5	0	0.0
14:00	107	1	0.9	84	78.5	14	13.1	8	7.5	0	0.0
15:00	104	0	0.0	82	78.9	12	11.5	10	9.6	0	0.0
16:00	94	3	3.2	82	87.2	3	3.2	6	6.4	0	0.0
17:00	109	0	0.0	96	88.1	11	10.1	2	1.8	0	0.0
18:00	77	1	1.3	64	83.1	8	10.4	4	5.2	0	0.0
19:00	36	0	0.0	25	69.4	6	16.7	5	13.9	0	0.0
20:00	28	0	0.0	21	75.0	5	17.9	2	7.1	0	0.0
21:00	20	0	0.0	15	75.0	3	15.0	2	10.0	0	0.0
22:00	20	0	0.0	20	100.0	0	0.0	0	0.0	0	0.0
23:00	11	0	0.0	8	72.7	2	18.2	1	9.1	0	0.0
12H,7-19	1131	13	1.2	904	79.9	142	12.6	72	6.4	0	0.0
16H,6-22	1305	15	1.2	1034	79.2	169	13.0	87	6.7	0	0.0
18H,6-24	1336	15	1.1	1062	79.5	171	12.8	88	6.6	0	0.0
24H,0-24	1483	16	1.1	1173	79.1	182	12.3	112	7.6	0	0.0

10913		IMMINGHAM		Site No: 10913003		Location		Site 3 - Manby Rd, Immingham			
Tue 16-Nov-21 to Mon 22-Nov-21				Channel: Northbound							
TIME PERIOD	TOTAL VEHICLES	MOTOR-CYCLES	MOTOR-CYCLES%	CARS	CARS %	LGV	LGV %	HGV	HGV %	BUS	BUS %
Mon 22-Nov-21											
00:00	9	0	0.0	6	66.7	1	11.1	2	22.2	0	0.0
01:00	6	0	0.0	3	50.0	2	33.3	1	16.7	0	0.0
02:00	27	0	0.0	10	37.0	7	25.9	10	37.0	0	0.0
03:00	40	0	0.0	18	45.0	4	10.0	18	45.0	0	0.0
04:00	108	0	0.0	54	50.0	29	26.9	25	23.2	0	0.0
05:00	289	2	0.7	196	67.8	44	15.2	47	16.3	0	0.0
06:00	430	3	0.7	295	68.6	64	14.9	67	15.6	1	0.2
07:00	574	8	1.4	445	77.5	49	8.5	71	12.4	1	0.2
08:00	263	2	0.8	176	66.9	49	18.6	35	13.3	1	0.4
09:00	232	1	0.4	134	57.8	57	24.6	40	17.2	0	0.0
10:00	203	0	0.0	112	55.2	51	25.1	39	19.2	1	0.5
11:00	227	1	0.4	130	57.3	60	26.4	33	14.5	3	1.3
12:00	223	0	0.0	150	67.3	39	17.5	34	15.3	0	0.0
13:00	274	1	0.4	199	72.6	46	16.8	27	9.9	1	0.4
14:00	235	1	0.4	155	66.0	52	22.1	26	11.1	1	0.4
15:00	243	3	1.2	153	63.0	44	18.1	43	17.7	0	0.0
16:00	299	4	1.3	196	65.6	55	18.4	43	14.4	1	0.3
17:00	306	3	1.0	247	80.7	26	8.5	30	9.8	0	0.0
18:00	182	1	0.6	129	70.9	25	13.7	27	14.8	0	0.0
19:00	69	0	0.0	50	72.5	6	8.7	13	18.8	0	0.0
20:00	41	0	0.0	26	63.4	8	19.5	7	17.1	0	0.0
21:00	55	0	0.0	40	72.7	6	10.9	9	16.4	0	0.0
22:00	35	1	2.9	21	60.0	4	11.4	9	25.7	0	0.0
23:00	17	0	0.0	12	70.6	0	0.0	5	29.4	0	0.0
12H,7-19	3261	25	0.8	2226	68.3	553	17.0	448	13.7	9	0.3
16H,6-22	3856	28	0.7	2637	68.4	637	16.5	544	14.1	10	0.3
18H,6-24	3908	29	0.7	2670	68.3	641	16.4	558	14.3	10	0.3
24H,0-24	4387	31	0.7	2957	67.4	728	16.6	661	15.1	10	0.2

10913 IMMINGHAM Site No: 10913003 Location Site 3 - Manby Rd, Immingham
 Tue 16-Nov-21 to Mon 22-Nov-21 Channel: Northbound

Time Period	Total Vehicles	85%ile Speed	Mean Speed	Stand Dev.	<11Mph	11-<21	21-<31	31-<41	41-<46	46-<51	51-<56	56-<61	61-<66	66-<71	71-<76
Tue 16-Nov-21															
00:00	15	57.3	44.3	13.7	0	0	4	1	2	3	2	1	2	0	0
01:00	12	49.5	44.8	7.8	0	0	0	4	2	4	1	1	0	0	0
02:00	20	53.5	46.3	7.3	0	0	0	4	6	5	3	2	0	0	0
03:00	34	51.5	43.5	9.3	0	0	2	12	5	9	4	0	2	0	0
04:00	101	53.1	44.3	10.2	0	0	6	30	24	22	8	5	3	1	1
05:00	282	51	42.3	8.6	0	2	16	100	73	48	32	7	3	1	0
06:00	452	50.4	42.2	8.7	1	8	24	140	126	97	38	16	2	0	0
07:00	575	50.2	43.3	7.6	2	2	16	166	161	168	48	7	5	0	0
08:00	336	50.1	42.6	7.2	0	1	7	120	108	60	34	5	1	0	0
09:00	242	50.2	42.1	7.9	0	0	13	88	69	42	23	5	2	0	0
10:00	216	50.9	42.7	8.3	0	0	11	75	61	37	21	7	3	1	0
11:00	234	50.1	42.5	8.1	0	1	12	80	54	63	16	5	3	0	0
12:00	267	50.5	43.2	8.2	0	3	7	79	87	56	21	11	1	1	1
13:00	288	50.9	43.3	8	0	1	9	93	82	60	28	10	5	0	0
14:00	259	50.3	41.7	8.7	1	7	7	91	81	38	26	7	1	0	0
15:00	262	49.3	41.9	7.6	0	1	9	103	78	47	16	6	1	1	0
16:00	301	50.2	42	7.5	0	1	3	138	80	40	30	6	3	0	0
17:00	295	50.5	42.5	7.8	0	0	11	108	88	48	30	7	2	1	0
18:00	171	50.9	43	8.6	0	2	8	53	41	42	16	8	1	0	0
19:00	72	50.8	43.4	10	0	3	3	14	26	15	6	3	0	2	0
20:00	55	50.6	42.7	9.2	0	0	5	15	18	9	5	1	1	1	0
21:00	49	59	49.6	8.8	0	0	0	7	12	8	10	7	4	1	0
22:00	21	58.9	50.3	8.8	0	0	0	3	4	3	5	4	2	0	0
23:00	17	62.6	49.5	11.8	0	0	0	5	3	1	2	2	3	1	0
12H,7-19	3446	50.3	42.6	7.9	3	19	113	1194	990	701	309	84	28	4	1
16H,6-22	4074	50.5	42.7	8.1	4	30	145	1370	1172	830	368	111	35	8	1
18H,6-24	4112	50.5	42.7	8.1	4	30	145	1378	1179	834	375	117	40	9	1
24H,0-24	4576	50.6	42.8	8.3	4	32	173	1529	1291	925	425	133	50	11	2

10913 IMMINGHAM Site No: 10913003 Location Site 3 - Manby Rd, Immingham
 Tue 16-Nov-21 to Mon 22-Nov-21 Channel: Northbound

Time Period	Total Vehicles	85%ile Speed	Mean Speed	Stand Dev.	<11Mph	11-<21	21-<31	31-<41	41-<46	46-<51	51-<56	56-<61	61-<66	66-<71	71-<76
Wed 17-Nov-21															
00:00	12	52.8	43.7	8.4	0	0	0	5	3	1	2	1	0	0	0
01:00	12	52.2	44.3	7.5	0	0	0	4	3	2	3	0	0	0	0
02:00	22	50	44.1	9.6	0	0	1	6	8	4	1	0	1	1	0
03:00	39	50.5	42.7	9.3	0	0	4	12	5	13	2	3	0	0	0
04:00	91	50	41.1	10.6	2	0	9	32	21	16	4	3	3	1	0
05:00	269	52.2	43.7	8.4	0	0	10	87	66	57	35	8	3	3	0
06:00	464	49.3	41.2	8	0	5	28	173	133	84	34	5	2	0	0
07:00	577	50.7	43.8	8	4	4	10	146	178	157	55	18	3	2	0
08:00	307	51.1	42.9	8.1	0	2	9	112	67	70	36	10	1	0	0
09:00	244	49.8	41.4	8.3	1	0	16	97	61	42	21	5	0	1	0
10:00	222	50	42	8.1	0	2	9	84	57	45	20	4	0	0	1
11:00	240	49.3	41.4	8.7	2	3	15	79	69	53	11	7	1	0	0
12:00	248	50.7	42.8	8.1	0	1	11	83	65	53	30	3	0	2	0
13:00	249	51.2	43.9	8.1	1	1	9	60	80	59	27	10	1	1	0
14:00	264	48.7	41	8	1	3	16	95	83	48	14	4	0	0	0
15:00	265	50	42.2	8	2	2	5	95	84	46	25	4	2	0	0
16:00	298	50.8	43.9	7.9	0	2	4	85	98	67	26	12	1	1	1
17:00	305	51.3	44	8.2	0	1	9	87	89	71	31	11	4	0	1
18:00	118	53.2	44.7	8.8	0	1	6	24	33	28	18	6	1	1	0
19:00	77	52.2	43.8	9.2	0	1	3	22	21	16	8	5	0	0	1
20:00	44	54.1	45.2	9.4	0	0	3	11	6	10	11	2	1	0	0
21:00	50	55.4	45	13	1	1	4	10	10	8	9	1	4	1	1
22:00	27	59.2	49	10.6	0	0	2	3	5	4	4	7	2	0	0
23:00	11	55.3	47.1	10.3	0	0	0	4	1	1	3	1	1	0	0
12H,7-19	3337	50.6	42.9	8.2	11	22	119	1047	964	739	314	94	14	8	3
16H,6-22	3972	50.6	42.8	8.3	12	29	157	1263	1134	857	376	107	21	9	5
18H,6-24	4010	50.6	42.8	8.4	12	29	159	1270	1140	862	383	115	24	9	5
24H,0-24	4455	50.7	42.9	8.4	14	29	183	1416	1246	955	430	130	31	14	5

10913 IMMINGHAM Site No: 10913003 Location Site 3 - Manby Rd, Immingham
 Tue 16-Nov-21 to Mon 22-Nov-21 Channel: Northbound

Time Period	Total Vehicles	85%ile Speed	Mean Speed	Stand Dev.	<11Mph	11-<21	21-<31	31-<41	41-<46	46-<51	51-<56	56-<61	61-<66	66-<71	71-<76
Thu 18-Nov-21															
00:00	14	54.5	46	8.4	0	0	0	4	3	3	2	2	0	0	0
01:00	12	48.8	43.7	5.9	0	0	0	3	5	3	1	0	0	0	0
02:00	17	55.1	48.8	7.7	0	0	0	2	5	2	6	1	1	0	0
03:00	30	52.3	43.8	9	0	0	2	8	8	6	4	1	1	0	0
04:00	105	49.7	41.5	8.7	0	0	10	36	31	16	8	1	3	0	0
05:00	281	52.5	43.2	9.5	2	1	13	93	73	48	27	16	6	1	1
06:00	431	49.5	42	7.4	0	1	20	154	119	102	29	5	1	0	0
07:00	550	50.9	43.4	8.1	2	4	8	178	152	125	57	19	4	0	1
08:00	307	50.5	43.3	7.8	0	1	6	107	77	77	28	6	3	2	0
09:00	243	49.6	42.5	7.7	0	1	11	73	86	49	17	1	4	1	0
10:00	234	49.3	42	7.5	0	2	10	78	74	52	14	4	0	0	0
11:00	239	49.3	41.3	8.4	0	0	21	87	68	41	14	4	2	2	0
12:00	265	49.9	42.3	8.7	2	2	10	92	69	63	18	5	2	1	1
13:00	282	51.9	43.9	8	0	0	7	91	73	62	35	7	6	1	0
14:00	240	50.1	42.8	8.5	0	0	8	89	71	43	18	4	3	1	1
15:00	298	52.3	43.3	8.9	0	3	5	117	62	56	38	10	4	1	1
16:00	333	49.8	42.2	7.9	0	1	19	109	102	68	25	6	2	1	0
17:00	292	50.7	43.9	7.7	0	0	9	79	95	69	25	10	3	2	0
18:00	171	53.1	45.2	8.4	0	0	2	46	50	39	19	7	6	1	0
19:00	77	52.3	45.7	7	0	0	1	16	17	28	11	4	0	0	0
20:00	50	54.1	45.2	8.9	0	1	2	7	18	9	8	5	0	0	0
21:00	48	55.6	46.6	10.3	0	1	0	14	5	12	9	3	3	1	0
22:00	26	60.3	46.1	11.1	0	0	1	8	6	3	3	1	3	1	0
23:00	15	56.6	48.2	11.1	0	0	1	3	1	3	4	2	0	1	0
12H,7-19	3454	50.5	43	8.2	4	14	116	1146	979	744	308	83	39	13	4
16H,6-22	4060	50.6	43	8.1	4	17	139	1337	1138	895	365	100	43	14	4
18H,6-24	4101	50.6	43.1	8.2	4	17	141	1348	1145	901	372	103	46	16	4
24H,0-24	4560	50.7	43.1	8.3	6	18	166	1494	1270	979	420	124	57	17	5

10913 IMMINGHAM Site No: 10913003 Location Site 3 - Manby Rd, Immingham
 Tue 16-Nov-21 to Mon 22-Nov-21 Channel: Northbound

Time Period	Total Vehicles	85%ile Speed	Mean Speed	Stand Dev.	<11Mph	11-<21	21-<31	31-<41	41-<46	46-<51	51-<56	56-<61	61-<66	66-<71	71-<76
Fri 19-Nov-21															
00:00	10	56	47.5	11.2	0	0	1	1	3	0	3	1	1	0	0
01:00	12	54.4	46.2	11.2	0	0	1	2	4	0	4	0	0	1	0
02:00	19	49.3	41.7	8.8	0	0	2	6	5	4	1	1	0	0	0
03:00	33	53.1	44.3	8.2	0	0	1	10	8	6	6	2	0	0	0
04:00	94	53.4	43.9	9.4	0	0	4	32	24	15	9	4	5	1	0
05:00	277	52.8	43.9	8.9	0	2	9	90	64	59	31	12	9	1	0
06:00	395	51	42.8	8.5	1	3	17	130	105	79	41	14	5	0	0
07:00	507	51.3	44.3	7.8	1	3	12	120	153	138	59	17	2	1	1
08:00	280	51.8	43.3	8.8	3	1	10	78	92	49	29	14	4	0	0
09:00	243	50.2	42.3	8.5	0	1	10	94	65	43	19	7	1	2	0
10:00	280	49.8	42.4	8.1	0	4	8	93	89	57	22	2	3	2	0
11:00	238	51	43.3	8.7	0	2	13	65	69	53	25	7	2	1	1
12:00	266	51.8	44.2	8.1	0	1	6	75	82	58	23	16	3	2	0
13:00	285	52	44.4	8	2	0	5	72	81	73	43	6	2	0	1
14:00	243	52.2	44.1	8.4	0	0	9	68	73	50	25	10	7	1	0
15:00	265	51.9	43.9	8.5	0	1	8	76	86	49	27	12	4	0	1
16:00	262	52.7	43.7	8.4	2	1	2	89	66	49	39	12	2	0	0
17:00	254	52.8	44.7	8.6	0	1	9	60	78	55	35	8	4	2	2
18:00	158	54.1	46.7	8.2	0	0	1	33	36	50	22	10	2	3	0
19:00	90	55.4	46.8	8.7	0	0	2	19	20	20	17	9	2	1	0
20:00	62	58.8	47.9	11.7	0	0	3	13	12	12	10	4	3	3	0
21:00	44	60.8	50.5	10.8	0	0	0	7	7	14	5	4	3	1	2
22:00	34	57	49.8	8.9	0	0	1	2	9	6	10	2	3	1	0
23:00	14	52	41	10.4	0	0	2	6	1	2	2	1	0	0	0
12H,7-19	3281	51.8	43.9	8.3	8	15	93	923	970	724	368	121	36	14	6
16H,6-22	3872	52.1	44	8.5	9	18	115	1092	1114	849	441	152	49	19	8
18H,6-24	3920	52.2	44	8.6	9	18	118	1100	1124	857	453	155	52	20	8
24H,0-24	4365	52.3	44	8.6	9	20	136	1241	1232	941	507	175	67	23	8

10913 IMMINGHAM Site No: 10913003 Location Site 3 - Manby Rd, Immingham
 Tue 16-Nov-21 to Mon 22-Nov-21 Channel: Northbound

Time Period	Total Vehicles	85%ile Speed	Mean Speed	Stand Dev.	<11Mph	11-<21	21-<31	31-<41	41-<46	46-<51	51-<56	56-<61	61-<66	66-<71	71-<76
Sat 20-Nov-21															
00:00	11	48.1	42.8	8.5	0	0	1	2	5	2	0	1	0	0	0
01:00	7	-	52.4	13.9	0	0	1	0	0	2	1	1	1	1	0
02:00	15	61.6	47	12.8	0	0	0	5	5	1	1	0	2	0	0
03:00	17	54.3	45.6	8.6	0	0	0	6	2	4	3	2	0	0	0
04:00	18	53	44.1	9	0	0	1	5	5	3	2	2	0	0	0
05:00	137	54.2	44.6	9.6	1	1	7	32	32	29	22	11	2	0	0
06:00	137	53.5	45.2	8.9	1	0	2	33	40	32	16	8	3	1	1
07:00	170	53.5	44.9	9.2	1	0	7	40	44	40	24	8	3	3	0
08:00	119	53.4	44.6	9.3	0	2	5	25	36	27	12	7	5	0	0
09:00	125	54.6	45.9	9.8	1	2	1	31	19	34	25	7	3	2	0
10:00	157	55.5	46.7	9.1	0	0	4	35	33	36	28	11	8	2	0
11:00	176	53.9	46	7.6	0	0	1	42	43	40	40	6	4	0	0
12:00	150	52.8	45.5	7.8	0	0	2	30	55	32	22	3	4	1	1
13:00	122	55.4	46.4	8.4	0	0	1	28	34	26	16	11	5	1	0
14:00	126	52.9	45.7	7.9	0	2	1	23	32	41	20	5	2	0	0
15:00	107	53.7	45.9	7.8	0	0	0	26	31	22	21	3	3	1	0
16:00	123	53.8	45.2	8.1	0	0	0	39	27	29	16	9	2	1	0
17:00	129	55.7	47.8	8.9	0	0	1	28	20	35	27	10	4	3	1
18:00	89	55.7	47.8	8.4	0	0	1	15	18	28	14	6	6	1	0
19:00	60	55.4	47.8	9.3	0	0	1	9	17	15	9	4	3	1	0
20:00	34	57.8	47.8	8.9	0	0	0	7	9	6	5	4	3	0	0
21:00	31	61.9	51	10	0	0	0	5	5	4	9	2	5	0	1
22:00	18	60	48.6	11.5	0	0	0	5	3	3	4	0	1	1	1
23:00	10	66	52.8	11.1	0	0	0	1	3	0	2	2	0	2	0
12H,7-19	1593	54.4	46	8.6	2	6	24	362	392	390	265	86	49	15	2
16H,6-22	1855	54.5	46.1	8.7	3	6	27	416	463	447	304	104	63	17	4
18H,6-24	1883	54.6	46.2	8.7	3	6	27	422	469	450	310	106	64	20	5
24H,0-24	2088	54.6	46	8.9	4	7	37	472	518	491	339	123	69	21	5

10913 IMMINGHAM Site No: 10913003 Location Site 3 - Manby Rd, Immingham
 Tue 16-Nov-21 to Mon 22-Nov-21 Channel: Northbound

Time Period	Total Vehicles	85%ile Speed	Mean Speed	Stand Dev.	<11Mph	11-<21	21-<31	31-<41	41-<46	46-<51	51-<56	56-<61	61-<66	66-<71	71-<76
Sun 21-Nov-21															
00:00	11	55.3	47.6	13.4	0	0	1	1	4	2	1	1	0	0	0
01:00	10	56	48.5	8.2	0	0	0	2	1	3	2	2	0	0	0
02:00	10	66	48.3	14.4	0	0	0	3	3	2	0	0	0	1	0
03:00	11	45.3	42.1	6.1	0	0	0	4	5	1	1	0	0	0	0
04:00	19	55.1	49.4	10.1	0	0	0	3	4	4	5	2	0	0	0
05:00	86	55.2	47.4	9.9	0	0	2	17	20	21	15	4	3	1	2
06:00	90	53.7	45	9.3	0	0	5	22	20	22	13	4	3	0	1
07:00	106	56.3	47.4	9.9	1	0	2	19	23	25	19	12	2	1	1
08:00	51	54.1	44.5	9.2	0	0	3	16	6	11	11	4	0	0	0
09:00	54	53.9	44.8	8.9	0	0	3	12	17	7	11	2	2	0	0
10:00	86	52.1	45.5	8.3	0	2	0	14	29	26	7	7	0	1	0
11:00	112	54.8	46.4	8.6	0	0	2	24	32	20	22	7	3	2	0
12:00	107	54.1	46.1	8.5	0	0	1	22	38	19	17	4	4	1	0
13:00	124	53.5	45.5	8.6	0	0	3	34	20	39	18	6	3	0	1
14:00	107	53.3	46	7	0	0	0	23	29	32	14	9	0	0	0
15:00	104	53.6	45.3	8.1	0	0	3	23	30	24	15	7	2	0	0
16:00	94	52.9	44.2	9.6	0	2	4	23	23	22	14	2	3	1	0
17:00	109	54.2	46.3	8.4	0	0	2	23	26	29	19	7	1	1	1
18:00	77	55.9	47.3	10.3	0	0	2	20	11	17	15	4	3	5	0
19:00	36	51.2	44.5	8.7	0	0	1	11	8	10	3	2	0	1	0
20:00	28	57.6	49.1	8.2	0	0	0	5	4	6	6	7	0	0	0
21:00	20	54.8	48.8	7.1	0	0	0	2	4	8	3	2	1	0	0
22:00	20	56.8	48.5	9	0	0	0	2	8	4	2	3	0	0	1
23:00	11	57.4	50.1	7.4	0	0	0	1	2	3	2	3	0	0	0
12H,7-19	1131	54.4	45.9	8.8	1	4	25	253	284	271	182	71	23	12	3
16H,6-22	1305	54.4	45.9	8.8	1	4	31	293	320	317	207	86	27	13	4
18H,6-24	1336	54.5	46	8.8	1	4	31	296	330	324	211	92	27	13	5
24H,0-24	1483	54.6	46.1	8.9	1	4	34	326	367	357	235	101	30	15	7

10913 IMMINGHAM Site No: 10913003 Location Site 3 - Manby Rd, Immingham
 Tue 16-Nov-21 to Mon 22-Nov-21 Channel: Northbound

Time Period	Total Vehicles	85%ile Speed	Mean Speed	Stand Dev.	<11Mph	11-<21	21-<31	31-<41	41-<46	46-<51	51-<56	56-<61	61-<66	66-<71	71-<76
Mon 22-Nov-21															
00:00	9	-	44.6	8.9	0	0	1	1	2	3	2	0	0	0	0
01:00	6	-	45.6	7.6	0	0	0	1	3	1	0	1	0	0	0
02:00	27	52.5	47.2	6.8	0	0	1	1	8	11	5	0	1	0	0
03:00	40	49.9	44.4	8	0	0	1	9	15	11	2	1	0	0	1
04:00	108	51.5	43.5	9	0	0	6	33	29	22	13	1	3	0	0
05:00	289	52.9	43.7	9.1	2	0	15	81	74	57	42	13	3	2	0
06:00	430	49.8	42.5	7.5	0	0	24	128	149	84	33	10	2	0	0
07:00	574	50.4	42.7	8.1	2	4	21	179	177	120	55	11	4	1	0
08:00	263	50.8	43.5	7.6	0	1	8	76	79	62	28	7	2	0	0
09:00	232	50.6	42.6	8.4	0	2	10	81	58	50	20	10	0	1	0
10:00	203	50.2	42.3	8.5	0	0	13	68	65	31	16	6	2	1	1
11:00	227	51.7	42.8	10	1	6	13	62	59	48	24	9	3	1	1
12:00	223	51.8	44.4	8.4	0	1	9	53	65	58	18	15	2	2	0
13:00	274	51.8	44.4	7.9	1	0	2	78	84	63	27	13	5	0	1
14:00	235	50.6	44.3	7.3	0	0	4	60	76	64	21	6	2	2	0
15:00	243	50.2	43.2	8.9	0	1	11	77	73	52	12	9	4	2	0
16:00	299	54.2	45.6	9.2	0	1	7	77	69	76	37	16	6	9	1
17:00	306	50.6	43.2	8.6	1	1	17	83	92	71	23	12	4	2	0
18:00	182	52.2	43.7	8.9	0	0	4	69	44	32	21	7	1	1	2
19:00	69	56.1	45.9	9.1	0	0	0	23	15	10	10	7	4	0	0
20:00	41	52.1	42.9	10.2	0	0	5	11	9	8	6	0	1	1	0
21:00	55	55.5	45.1	10.4	0	0	4	16	7	12	8	5	2	1	0
22:00	35	57.3	44.8	13.1	0	2	1	11	5	5	5	1	4	0	1
23:00	17	54.3	43.9	11.2	0	1	0	6	1	4	3	2	0	0	0
12H,7-19	3261	51	43.5	8.5	5	17	119	963	941	727	302	121	35	22	6
16H,6-22	3856	51	43.5	8.5	5	17	152	1141	1121	841	359	143	44	24	6
18H,6-24	3908	51.1	43.5	8.5	5	20	153	1158	1127	850	367	146	48	24	7
24H,0-24	4387	51.3	43.5	8.6	7	20	177	1284	1258	955	431	162	55	26	8

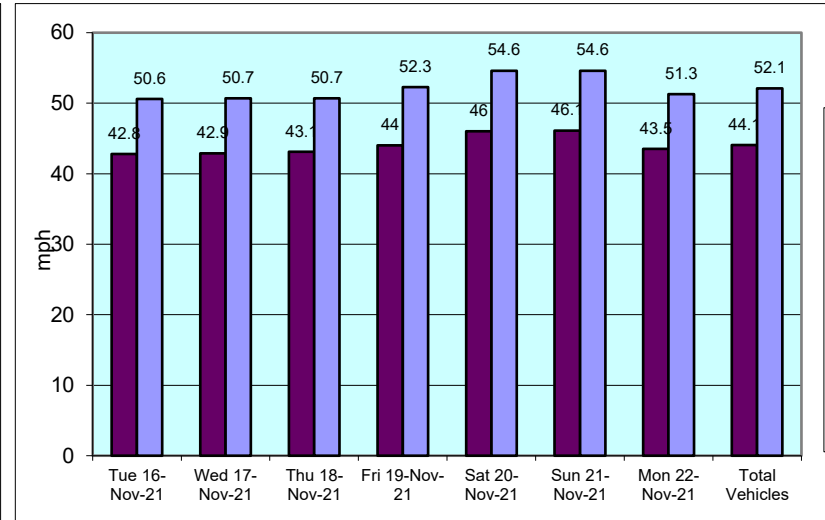
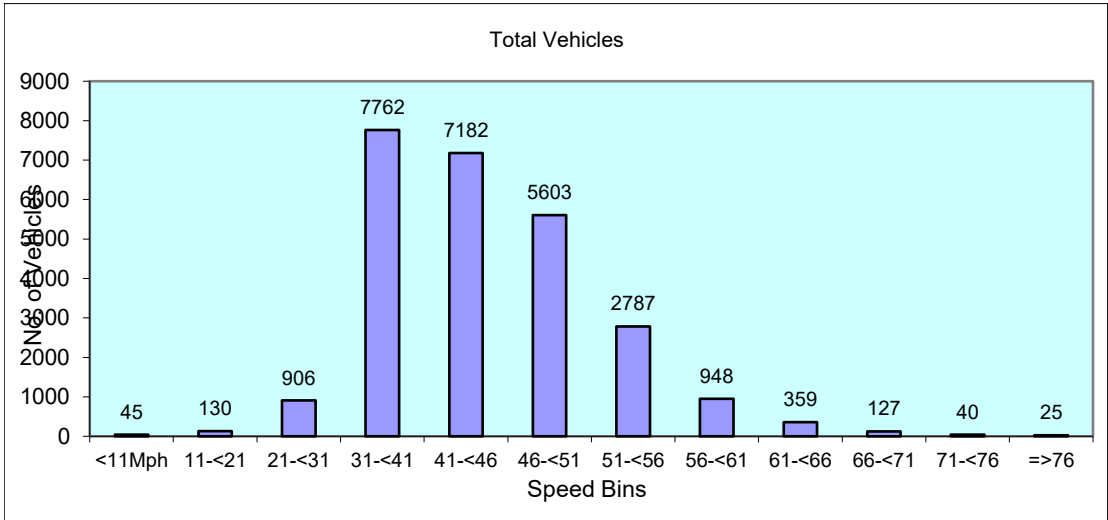
Time Period	Total Vehicles	85%ile Speed	Mean Speed	Stand Dev.	<11Mph	11-<21	21-<31	31-<41	41-<46	46-<51	51-<56	56-<61	61-<66	66-<71	71-<76
-------------	----------------	--------------	------------	------------	--------	--------	--------	--------	--------	--------	--------	--------	--------	--------	--------

Daily Totals

Tue 16-Nov-21	4576	50.6	42.8	8.3	4	32	173	1529	1291	925	425	133	50	11	2
Wed 17-Nov-21	4455	50.7	42.9	8.4	14	29	183	1416	1246	955	430	130	31	14	5
Thu 18-Nov-21	4560	50.7	43.1	8.3	6	18	166	1494	1270	979	420	124	57	17	5
Fri 19-Nov-21	4365	52.3	44	8.6	9	20	136	1241	1232	941	507	175	67	23	8
Sat 20-Nov-21	2088	54.6	46	8.9	4	7	37	472	518	491	339	123	69	21	5
Sun 21-Nov-21	1483	54.6	46.1	8.9	1	4	34	326	367	357	235	101	30	15	7
Mon 22-Nov-21	4387	51.3	43.5	8.6	7	20	177	1284	1258	955	431	162	55	26	8

Total Vehicles

[--]	25914	52.1	44.1	8.6	45	130	906	7762	7182	5603	2787	948	359	127	40
------	-------	------	------	-----	----	-----	-----	------	------	------	------	-----	-----	-----	----



=>76

0
0
0
0
0
0
0
0
0
0
0
0
0
0
0
0
2
1
0
0
1
0
0
0
0
0
0
4
4
4
4

=>76

0
0
0
0
0
0
0
0
0
1
0
0
0
0
0
1
0
0
1
0
2
1
0
0
3
6
6
6

=>76

0
0
0
0
1
0
0
0
0
0
0
0
0
0
0
0
0
2
0
0
1
0
0
0
0
0
0
0
3
3
3
4

=>76

1

2

4

6

2

6

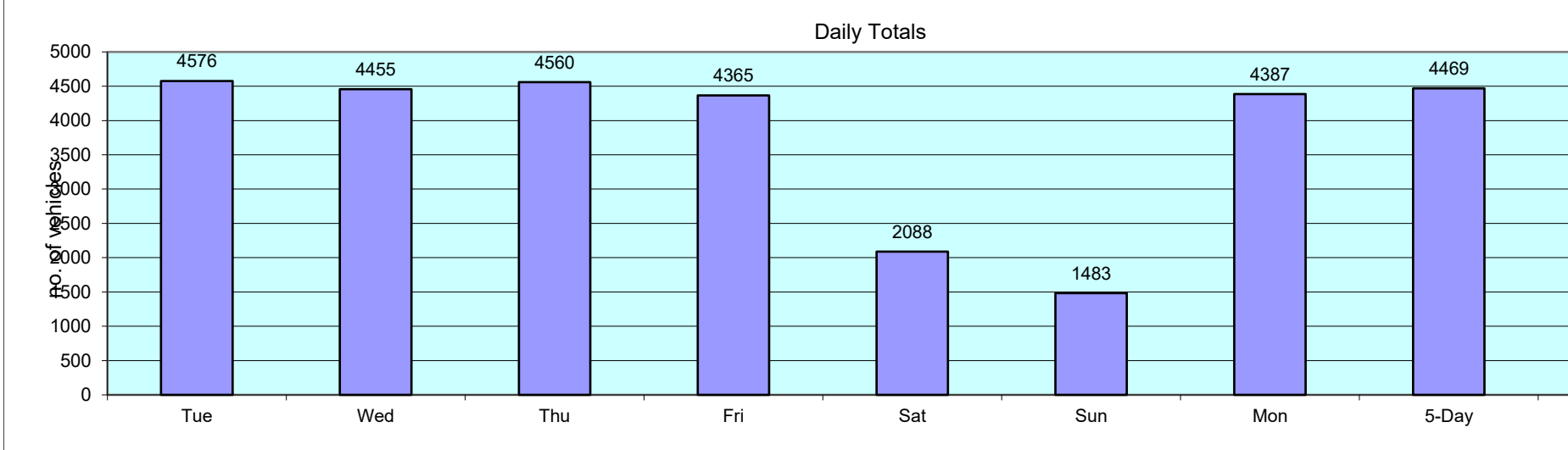
4

25



10913	IMMINGHAM		Site No: 10913003		Location		Site 3 - Manby Rd, Immingham		
	Channel: Northbound								
TIME PERIOD	Tue 16/11/2021	Wed 17/11/2021	Thu 18/11/2021	Fri 19/11/2021	Sat 20/11/2021	Sun 21/11/2021	Mon 22/11/2021	5-Day Av	
Week Begin: 16-Nov-21									
00:00	15	12	14	10	11	11	9	12	
01:00	12	12	12	12	7	10	6	11	
02:00	20	22	17	19	15	10	27	21	
03:00	34	39	30	33	17	11	40	35	
04:00	101	91	105	94	18	19	108	100	
05:00	282	269	281	277	137	86	289	280	
06:00	452	464	431	395	137	90	430	434	
07:00	575	577	550	507	170	106	574	557	
08:00	336	307	307	280	119	51	263	299	
09:00	242	244	243	243	125	54	232	241	
10:00	216	222	234	280	157	86	203	231	
11:00	234	240	239	238	176	112	227	236	
12:00	267	248	265	266	150	107	223	254	
13:00	288	249	282	285	122	124	274	276	
14:00	259	264	240	243	126	107	235	248	
15:00	262	265	298	265	107	104	243	267	
16:00	301	298	333	262	123	94	299	299	
17:00	295	305	292	254	129	109	306	290	
18:00	171	118	171	158	89	77	182	160	
19:00	72	77	77	90	60	36	69	77	
20:00	55	44	50	62	34	28	41	50	
21:00	49	50	48	44	31	20	55	49	
22:00	21	27	26	34	18	20	35	29	
23:00	17	11	15	14	10	11	17	15	
12H,7-19	3446	3337	3454	3281	1593	1131	3261	3356	
16H,6-22	4074	3972	4060	3872	1855	1305	3856	3967	
18H,6-24	4112	4010	4101	3920	1883	1336	3908	4010	
24H,0-24	4576	4455	4560	4365	2088	1483	4387	4469	
Am	07:00	07:00	07:00	07:00	11:00	11:00	07:00		
Peak	575	577	550	507	176	112	574		
Pm	16:00	17:00	16:00	13:00	12:00	13:00	17:00		
Peak	301	305	333	285	150	124	306		

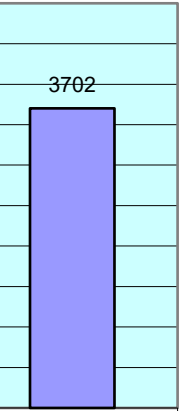
10913	IMMINGHAM		Site No: 10913003	Location	Site 3 - Manby Rd, Immingham			
	Channel: Northbound							
TIME PERIOD	Tue	Wed	Thu	Fri	Sat	Sun	Mon	5-Day
	16/11/2021	17/11/2021	18/11/2021	19/11/2021	20/11/2021	21/11/2021	22/11/2021	Av



**7-Day
Av**

12
10
19
29
77
232
343
437
238
198
200
209
218
232
211
221
244
241
138
69
45
42
26
14
2786
3285
3324
3702

**7-Day
Av**



7-Day

10913		IMMINGHAM			Site No: 10913003		Location Site 3 - Manby Rd, Immingham							
Tue 16-Nov-21 to Mon 22-Nov-21					Channel: Southbound									
TIME PERIOD	TOTAL VEHICLES	MOTOR-CYCLES	CARS OR CAR-BASED LGV	LIGHT GOODS VEHICLE S	BUSES	TWO AXLE, SIX TYRE, RIGID/BUSES	THREE AXLE RIGID	FOUR OR MORE AXLE RIGID	FOUR OR LESS AXLE ARTIC	FIVE AXLE ARTIC	SIX OR MORE AXLE ARTIC	FIVE OR LESS AXLE MULTI-TRAILER ARTIC	SIX AXLE MULTI-TRAILER ARTIC	SEVEN OR MORE AXLE ARTIC
Tue 16-Nov-21														
00:00	13	0	10	0	0	0	0	0	0	0	0	3	0	0
01:00	16	0	9	2	0	0	0	0	0	0	4	1	0	0
02:00	23	0	12	4	1	0	0	0	0	0	1	5	0	0
03:00	24	0	19	1	0	0	1	0	0	0	1	2	0	0
04:00	39	1	31	1	0	0	0	0	0	0	2	4	0	0
05:00	92	1	66	11	0	1	0	0	2	0	8	3	0	0
06:00	151	1	112	19	3	0	1	0	2	1	7	5	0	0
07:00	222	2	152	36	0	0	1	1	4	0	16	10	0	0
08:00	260	2	172	48	2	3	3	0	5	2	13	10	0	0
09:00	239	0	143	54	1	4	3	0	5	2	14	13	0	0
10:00	209	0	124	47	1	2	4	1	8	1	9	12	0	0
11:00	232	1	131	55	0	3	1	0	9	1	13	18	0	0
12:00	270	4	172	50	0	0	2	0	5	0	14	23	0	0
13:00	271	2	158	55	2	5	5	0	9	2	19	14	0	0
14:00	351	0	215	76	1	1	7	0	12	0	22	17	0	0
15:00	362	2	227	65	3	6	5	0	8	0	21	25	0	0
16:00	583	6	452	64	2	0	8	0	5	0	28	18	0	0
17:00	449	2	347	43	1	3	1	0	1	0	32	19	0	0
18:00	307	3	228	32	0	0	1	0	3	1	20	19	0	0
19:00	158	2	95	27	0	0	3	0	0	1	17	13	0	0
20:00	97	0	59	18	0	0	1	0	1	1	10	7	0	0
21:00	57	2	40	12	0	0	0	0	1	0	1	1	0	0
22:00	40	1	29	5	0	0	1	0	1	0	2	1	0	0
23:00	22	0	14	1	0	0	0	0	1	0	2	4	0	0
12H,7-19	3755	24	2521	625	13	27	41	2	74	9	221	198	0	0
16H,6-22	4218	29	2827	701	16	27	46	2	78	12	256	224	0	0
18H,6-24	4280	30	2870	707	16	27	47	2	80	12	260	229	0	0
24H,0-24	4487	32	3017	726	17	28	48	2	82	12	276	247	0	0

10913		IMMINGHAM				Site No: 10913003		Location Site 3 - Manby Rd, Immingham							
Tue 16-Nov-21 to Mon 22-Nov-21						Channel: Southbound									
TIME PERIOD	TOTAL VEHICLES	MOTOR-CYCLES	CARS OR CAR-BASED LGV	LIGHT GOODS VEHICLES	BUSES	TWO AXLE, SIX TYRE, RIGID/BUSES	THREE AXLE RIGID	FOUR OR MORE AXLE RIGID	FOUR OR LESS AXLE ARTIC	FIVE AXLE ARTIC	SIX OR MORE AXLE ARTIC	FIVE OR LESS AXLE MULTI-TRAILER ARTIC	SIX AXLE MULTI-TRAILER ARTIC	SEVEN OR MORE AXLE ARTIC	
Wed 17-Nov-21															
00:00	19	0	11	5	0	0	0	0	0	0	1	2	0	0	
01:00	12	0	6	1	0	0	0	0	1	0	3	1	0	0	
02:00	28	0	18	5	0	0	0	0	0	0	2	3	0	0	
03:00	31	0	21	6	1	0	0	0	0	0	1	2	0	0	
04:00	39	0	30	4	1	0	0	0	0	0	1	3	0	0	
05:00	94	5	58	16	1	0	0	0	1	0	11	2	0	0	
06:00	145	1	112	16	0	0	1	0	0	1	6	8	0	0	
07:00	238	2	155	43	3	2	1	0	6	0	15	11	0	0	
08:00	252	2	169	49	3	4	2	0	6	2	8	7	0	0	
09:00	220	0	118	61	4	1	1	0	8	0	18	9	0	0	
10:00	223	1	138	43	4	2	4	1	4	0	14	12	0	0	
11:00	239	1	138	59	2	5	2	0	7	0	13	12	0	0	
12:00	259	3	159	59	0	3	3	0	1	0	12	19	0	0	
13:00	260	0	157	63	0	0	2	0	9	0	12	17	0	0	
14:00	303	4	180	58	3	3	7	0	6	1	23	18	0	0	
15:00	365	2	255	57	2	2	4	0	2	0	19	22	0	0	
16:00	573	4	444	66	1	1	7	0	5	0	25	20	0	0	
17:00	433	2	326	50	0	3	3	1	2	0	25	21	0	0	
18:00	313	3	218	47	1	0	5	0	6	0	13	20	0	0	
19:00	148	0	94	23	0	0	0	0	3	1	13	14	0	0	
20:00	105	2	71	10	0	0	2	0	3	0	11	6	0	0	
21:00	74	1	49	11	0	1	1	0	3	0	3	5	0	0	
22:00	31	0	18	7	0	0	1	0	0	0	1	4	0	0	
23:00	25	1	13	4	0	0	1	0	2	0	1	3	0	0	
12H,7-19	3678	24	2457	655	23	26	41	2	62	3	197	188	0	0	
16H,6-22	4150	28	2783	715	23	27	45	2	71	5	230	221	0	0	
18H,6-24	4206	29	2814	726	23	27	47	2	73	5	232	228	0	0	
24H,0-24	4429	34	2958	763	26	27	47	2	75	5	251	241	0	0	

TIME PERIOD	TOTAL VEHICLES	MOTOR-CYCLES	CARS OR CAR-BASED LGV	LIGHT GOODS VEHICLES	BUSES	TWO AXLE, SIX TYRE, RIGID/BUSES	THREE AXLE RIGID	FOUR OR MORE AXLE RIGID	FOUR OR LESS AXLE ARTIC	FIVE AXLE ARTIC	SIX OR MORE AXLE ARTIC	FIVE OR LESS AXLE MULTI-TRAILER ARTIC	SIX AXLE MULTI-TRAILER ARTIC	SEVEN OR MORE AXLE ARTIC
Thu 18-Nov-21														
00:00	20	0	10	4	0	0	0	0	0	0	3	3	0	0
01:00	25	0	15	6	0	0	0	0	0	0	2	2	0	0
02:00	18	0	12	1	1	0	0	0	0	0	1	3	0	0
03:00	26	0	17	6	0	0	0	0	0	0	1	2	0	0
04:00	36	0	27	3	1	0	0	0	1	0	2	2	0	0
05:00	94	2	68	8	0	0	1	0	1	0	9	5	0	0
06:00	147	1	109	14	3	1	1	0	1	0	6	11	0	0
07:00	207	1	145	24	0	4	3	0	5	0	13	12	0	0
08:00	264	2	167	56	2	1	2	0	6	0	17	11	0	0
09:00	209	2	125	54	1	2	3	0	5	0	10	7	0	0
10:00	231	0	125	63	0	2	6	0	15	0	9	11	0	0
11:00	251	2	146	55	3	0	6	0	14	0	15	10	0	0
12:00	268	2	160	49	3	2	3	0	8	1	14	26	0	0
13:00	290	7	172	61	1	4	9	1	13	1	6	15	0	0
14:00	319	2	198	69	0	2	4	0	9	0	24	11	0	0
15:00	395	3	241	81	1	0	7	1	13	2	22	24	0	0
16:00	534	6	404	61	0	1	6	1	13	2	24	16	0	0
17:00	488	8	378	46	0	0	1	0	5	0	23	27	0	0
18:00	303	4	208	52	0	0	0	0	1	0	21	17	0	0
19:00	160	1	98	26	0	0	2	0	0	0	24	9	0	0
20:00	93	2	70	7	0	0	0	0	3	0	7	4	0	0
21:00	61	0	41	13	0	0	0	0	1	0	3	3	0	0
22:00	46	1	39	2	0	0	0	0	1	0	0	3	0	0
23:00	31	0	17	7	0	0	0	0	0	0	2	5	0	0
12H,7-19	3759	39	2469	671	11	18	50	3	107	6	198	187	0	0
16H,6-22	4220	43	2787	731	14	19	53	3	112	6	238	214	0	0
18H,6-24	4297	44	2843	740	14	19	53	3	113	6	240	222	0	0
24H,0-24	4516	46	2992	768	16	19	54	3	115	6	258	239	0	0

TIME PERIOD	TOTAL VEHICLES	MOTOR-CYCLES	CARS OR CAR-BASED LGV	LIGHT GOODS VEHICLES	BUSES	TWO AXLE, SIX TYRE, RIGID/BUSES	THREE AXLE RIGID	FOUR OR MORE AXLE RIGID	FOUR OR LESS AXLE ARTIC	FIVE AXLE ARTIC	SIX OR MORE AXLE ARTIC	FIVE OR LESS AXLE MULTI-TRAILER ARTIC	SIX AXLE MULTI-TRAILER ARTIC	SEVEN OR MORE AXLE ARTIC
Fri 19-Nov-21														
00:00	22	0	12	1	0	0	0	0	0	0	2	7	0	0
01:00	24	0	13	6	0	0	0	0	0	0	3	2	0	0
02:00	24	0	18	4	0	0	0	0	0	0	1	1	0	0
03:00	23	0	16	1	1	0	1	0	0	0	3	1	0	0
04:00	38	0	23	4	1	0	0	0	0	0	5	5	0	0
05:00	64	1	44	9	1	0	0	0	0	0	5	4	0	0
06:00	175	0	124	19	2	0	4	0	7	1	7	11	0	0
07:00	209	0	151	25	1	2	1	0	4	1	12	12	0	0
08:00	238	3	142	44	2	4	4	1	3	2	16	17	0	0
09:00	235	0	151	52	2	0	3	0	6	1	9	11	0	0
10:00	281	4	164	73	2	2	5	1	5	0	11	14	0	0
11:00	235	1	130	61	2	3	1	0	13	1	11	12	0	0
12:00	297	2	179	74	2	0	4	0	7	0	12	17	0	0
13:00	312	2	201	61	0	4	4	0	14	0	11	15	0	0
14:00	330	3	200	67	1	4	3	0	9	0	29	14	0	0
15:00	389	2	269	64	2	1	4	1	4	0	21	21	0	0
16:00	509	6	381	63	2	0	6	0	10	0	24	17	0	0
17:00	405	2	318	51	1	0	0	1	3	0	16	13	0	0
18:00	243	5	184	29	0	0	2	0	0	0	11	12	0	0
19:00	141	0	106	22	0	0	4	1	1	0	6	1	0	0
20:00	105	0	74	22	0	0	0	0	2	0	1	6	0	0
21:00	54	0	34	14	0	0	0	0	1	0	1	4	0	0
22:00	38	0	26	3	0	1	0	0	0	0	1	7	0	0
23:00	26	0	21	2	0	0	0	0	0	0	1	2	0	0
12H,7-19	3683	30	2470	664	17	20	37	4	78	5	183	175	0	0
16H,6-22	4158	30	2808	741	19	20	45	5	89	6	198	197	0	0
18H,6-24	4222	30	2855	746	19	21	45	5	89	6	200	206	0	0
24H,0-24	4417	31	2981	771	22	21	46	5	89	6	219	226	0	0

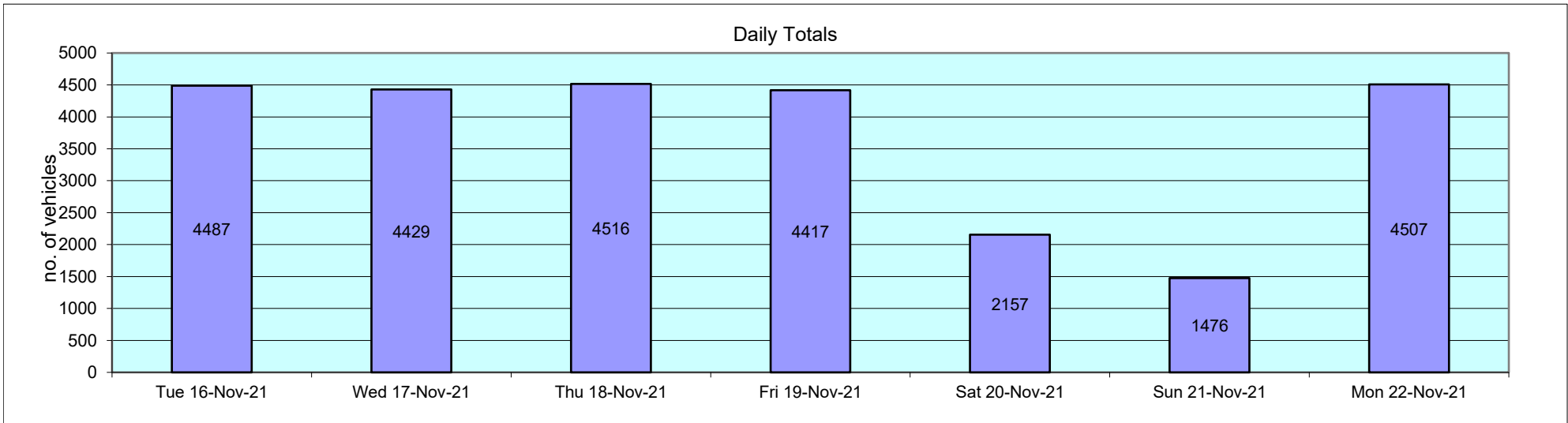
10913		IMMINGHAM			Site No: 10913003		Location Site 3 - Manby Rd, Immingham							
Tue 16-Nov-21 to Mon 22-Nov-21					Channel: Southbound									
TIME PERIOD	TOTAL VEHICLES	MOTOR-CYCLES	CARS OR CAR-BASED LGV	LIGHT GOODS VEHICLES	BUSES	TWO AXLE, SIX TYRE, RIGID/BUSES	THREE AXLE RIGID	FOUR OR MORE AXLE RIGID	FOUR OR LESS AXLE ARTIC	FIVE AXLE ARTIC	SIX OR MORE AXLE ARTIC	FIVE OR LESS AXLE MULTI-TRAILER ARTIC	SIX AXLE MULTI-TRAILER ARTIC	SEVEN OR MORE AXLE ARTIC
Sat 20-Nov-21														
00:00	33	0	20	7	0	0	0	0	0	0	1	5	0	0
01:00	24	0	14	6	0	0	0	0	0	0	1	3	0	0
02:00	19	1	11	3	0	0	0	0	0	0	1	3	0	0
03:00	19	0	10	5	0	0	0	0	0	0	0	4	0	0
04:00	28	0	20	3	1	0	0	0	0	0	2	2	0	0
05:00	45	0	31	6	0	1	0	0	0	0	5	2	0	0
06:00	93	1	71	10	0	1	0	0	2	0	3	5	0	0
07:00	104	1	54	32	1	5	1	0	0	0	4	6	0	0
08:00	108	2	64	30	0	0	0	1	1	0	5	5	0	0
09:00	147	0	92	36	0	0	4	0	0	0	7	8	0	0
10:00	176	0	107	53	0	2	1	0	0	0	7	6	0	0
11:00	171	1	123	33	0	0	4	0	0	0	7	3	0	0
12:00	174	1	129	36	0	0	0	0	1	0	2	5	0	0
13:00	148	1	108	22	1	0	2	0	0	0	5	9	0	0
14:00	129	2	98	18	0	0	0	0	1	1	4	5	0	0
15:00	161	1	133	18	0	0	1	0	1	0	3	4	0	0
16:00	133	2	111	12	0	1	1	0	3	0	2	1	0	0
17:00	134	0	118	7	0	0	0	0	1	0	2	6	0	0
18:00	106	0	94	10	0	0	0	1	1	0	0	0	0	0
19:00	65	1	56	6	0	0	0	0	1	0	1	0	0	0
20:00	39	0	36	2	0	0	0	0	0	0	0	1	0	0
21:00	42	0	35	3	0	0	0	0	0	0	1	3	0	0
22:00	39	0	34	2	0	0	0	0	0	0	0	3	0	0
23:00	20	0	18	0	0	0	0	0	0	0	0	2	0	0
12H,7-19	1691	11	1231	307	2	8	14	2	9	1	48	58	0	0
16H,6-22	1930	13	1429	328	2	9	14	2	12	1	53	67	0	0
18H,6-24	1989	13	1481	330	2	9	14	2	12	1	53	72	0	0
24H,0-24	2157	14	1587	360	3	10	14	2	12	1	63	91	0	0

TIME PERIOD	TOTAL VEHICLES	MOTOR-CYCLES	CARS OR CAR-BASED LGV	LIGHT GOODS VEHICLES	BUSES	TWO AXLE, SIX TYRE, RIGID/BUSES	THREE AXLE RIGID	FOUR OR MORE AXLE RIGID	FOUR OR LESS AXLE ARTIC	FIVE AXLE ARTIC	SIX OR MORE AXLE ARTIC	FIVE OR LESS AXLE MULTI-TRAILER ARTIC	SIX AXLE MULTI-TRAILER ARTIC	SEVEN OR MORE AXLE ARTIC
Sun 21-Nov-21														
00:00	10	0	8	1	0	0	0	0	0	0	0	1	0	0
01:00	11	0	9	1	0	0	0	0	0	0	0	1	0	0
02:00	9	0	7	0	0	0	0	0	0	0	1	1	0	0
03:00	9	0	7	2	0	0	0	0	0	0	0	0	0	0
04:00	15	0	9	4	0	0	0	0	0	0	0	2	0	0
05:00	34	1	30	3	0	0	0	0	0	0	0	0	0	0
06:00	57	1	48	1	0	0	1	0	0	0	2	4	0	0
07:00	37	0	24	7	1	0	0	0	1	0	3	1	0	0
08:00	41	0	25	9	0	0	1	0	0	0	3	3	0	0
09:00	64	1	50	5	0	0	2	0	0	0	4	2	0	0
10:00	105	1	84	11	0	0	0	0	0	0	4	5	0	0
11:00	118	0	95	14	0	0	0	0	0	0	1	8	0	0
12:00	93	0	72	11	0	0	0	0	2	0	3	5	0	0
13:00	105	0	94	6	0	0	0	0	0	0	1	4	0	0
14:00	136	0	115	12	0	0	0	0	0	0	3	6	0	0
15:00	124	2	113	6	0	0	0	0	1	0	0	2	0	0
16:00	96	2	85	5	0	0	0	0	0	0	2	2	0	0
17:00	114	2	97	11	0	0	1	0	0	0	1	2	0	0
18:00	102	1	88	5	0	0	0	0	0	0	3	5	0	0
19:00	77	0	64	8	1	0	0	0	0	0	4	0	0	0
20:00	42	0	35	5	0	0	1	0	0	0	0	1	0	0
21:00	32	1	25	3	0	0	0	0	0	0	1	2	0	0
22:00	34	1	23	3	0	0	0	0	0	0	0	7	0	0
23:00	11	0	7	1	0	0	0	0	0	0	2	1	0	0
12H,7-19	1135	9	942	102	1	0	4	0	4	0	28	45	0	0
16H,6-22	1343	11	1114	119	2	0	6	0	4	0	35	52	0	0
18H,6-24	1388	12	1144	123	2	0	6	0	4	0	37	60	0	0
24H,0-24	1476	13	1214	134	2	0	6	0	4	0	38	65	0	0

10913		IMMINGHAM				Site No: 10913003		Location Site 3 - Manby Rd, Immingham							
Tue 16-Nov-21 to Mon 22-Nov-21						Channel: Southbound									
TIME PERIOD	TOTAL VEHICLES	MOTOR-CYCLES	CARS OR CAR-BASED LGV	LIGHT GOODS VEHICLE S	BUSES	TWO AXLE, SIX TYRE, RIGID/BUSES	THREE AXLE RIGID	FOUR OR MORE AXLE RIGID	FOUR OR LESS AXLE ARTIC	FIVE AXLE ARTIC	SIX OR MORE AXLE ARTIC	FIVE OR LESS AXLE MULTI-TRAILER ARTIC	SIX AXLE MULTI-TRAILER ARTIC	SEVEN OR MORE AXLE ARTIC	
Mon 22-Nov-21															
00:00	8	0	5	1	0	0	0	0	0	0	0	2	0	0	
01:00	8	0	5	0	0	0	0	0	0	0	0	3	0	0	
02:00	7	0	6	0	0	0	0	0	0	0	1	0	0	0	
03:00	16	0	15	1	0	0	0	0	0	0	0	0	0	0	
04:00	24	0	17	6	0	0	0	0	0	0	1	0	0	0	
05:00	80	2	65	4	0	1	1	0	0	0	5	2	0	0	
06:00	167	3	107	24	1	1	2	0	7	1	11	10	0	0	
07:00	224	1	156	34	3	1	4	1	3	0	10	11	0	0	
08:00	258	3	178	46	1	5	1	0	1	3	13	7	0	0	
09:00	215	2	130	46	2	6	2	0	4	0	11	12	0	0	
10:00	212	0	116	62	3	2	2	0	4	1	13	9	0	0	
11:00	233	0	141	59	2	2	1	1	4	0	12	11	0	0	
12:00	254	1	166	54	4	1	1	0	5	1	9	12	0	0	
13:00	261	1	179	43	2	2	3	0	4	0	13	14	0	0	
14:00	302	3	199	57	3	2	1	0	2	1	17	17	0	0	
15:00	327	1	200	75	3	2	5	0	8	0	19	14	0	0	
16:00	592	8	411	111	1	4	6	1	5	0	25	20	0	0	
17:00	469	4	359	52	0	0	5	0	8	1	21	19	0	0	
18:00	259	2	164	36	0	1	4	0	2	0	25	25	0	0	
19:00	161	2	107	20	0	0	2	0	1	0	21	8	0	0	
20:00	90	0	58	10	0	0	2	0	0	0	13	7	0	0	
21:00	115	1	88	10	0	2	0	0	1	0	4	9	0	0	
22:00	154	0	107	15	0	1	1	0	3	0	8	19	0	0	
23:00	71	1	41	11	2	3	0	0	0	0	6	7	0	0	
12H,7-19	3606	26	2399	675	24	28	35	3	50	7	188	171	0	0	
16H,6-22	4139	32	2759	739	25	31	41	3	59	8	237	205	0	0	
18H,6-24	4364	33	2907	765	27	35	42	3	62	8	251	231	0	0	
24H,0-24	4507	35	3020	777	27	36	43	3	62	8	258	238	0	0	

10913 IMMINGHAM Site No: 10913003 Location Site 3 - Manby Rd, Immingham
 Tue 16-Nov-21 to Mon 22-Nov-21 Channel: Southbound

TIME PERIOD	TOTAL VEHICLES	MOTOR-CYCLES	CARS OR CAR-BASED LGV	LIGHT GOODS VEHICLES	BUSES	TWO AXLE, SIX TYRE, RIGID/BUSES	THREE AXLE RIGID	FOUR OR MORE AXLE RIGID	FOUR OR LESS AXLE ARTIC	FIVE AXLE ARTIC	SIX OR MORE AXLE ARTIC	FIVE OR LESS AXLE MULTI-TRAILER ARTIC	SIX AXLE MULTI-TRAILER ARTIC	SEVEN OR MORE AXLE ARTIC
Daily Totals														
Tue 16-Nov-21	4487	32	3017	726	17	28	48	2	82	12	276	247	0	0
Wed 17-Nov-21	4429	34	2958	763	26	27	47	2	75	5	251	241	0	0
Thu 18-Nov-21	4516	46	2992	768	16	19	54	3	115	6	258	239	0	0
Fri 19-Nov-21	4417	31	2981	771	22	21	46	5	89	6	219	226	0	0
Sat 20-Nov-21	2157	14	1587	360	3	10	14	2	12	1	63	91	0	0
Sun 21-Nov-21	1476	13	1214	134	2	0	6	0	4	0	38	65	0	0
Mon 22-Nov-21	4507	35	3020	777	27	36	43	3	62	8	258	238	0	0
Total Vehicles														
[--]	25989	205	17769	4299	113	141	258	17	439	38	1363	1347	0	0



10913		IMMINGHAM		Site No: 10913003		Location		Site 3 - Manby Rd, Immingham			
Tue 16-Nov-21 to Mon 22-Nov-21				Channel: Southbound							
TIME PERIOD	TOTAL VEHICLES	MOTOR-CYCLES	MOTOR-CYCLES%	CARS	CARS %	LGV	LGV %	HGV	HGV %	BUS	BUS %
Tue 16-Nov-21											
00:00	13	0	0.0	10	76.9	0	0.0	3	23.1	0	0.0
01:00	16	0	0.0	9	56.3	2	12.5	5	31.3	0	0.0
02:00	23	0	0.0	12	52.2	4	17.4	6	26.1	1	4.4
03:00	24	0	0.0	19	79.2	1	4.2	4	16.7	0	0.0
04:00	39	1	2.6	31	79.5	1	2.6	6	15.4	0	0.0
05:00	92	1	1.1	66	71.7	11	12.0	14	15.2	0	0.0
06:00	151	1	0.7	112	74.2	19	12.6	16	10.6	3	2.0
07:00	222	2	0.9	152	68.5	36	16.2	32	14.4	0	0.0
08:00	260	2	0.8	172	66.2	48	18.5	36	13.9	2	0.8
09:00	239	0	0.0	143	59.8	54	22.6	41	17.2	1	0.4
10:00	209	0	0.0	124	59.3	47	22.5	37	17.7	1	0.5
11:00	232	1	0.4	131	56.5	55	23.7	45	19.4	0	0.0
12:00	270	4	1.5	172	63.7	50	18.5	44	16.3	0	0.0
13:00	271	2	0.7	158	58.3	55	20.3	54	19.9	2	0.7
14:00	351	0	0.0	215	61.3	76	21.7	59	16.8	1	0.3
15:00	362	2	0.6	227	62.7	65	18.0	65	18.0	3	0.8
16:00	583	6	1.0	452	77.5	64	11.0	59	10.1	2	0.3
17:00	449	2	0.5	347	77.3	43	9.6	56	12.5	1	0.2
18:00	307	3	1.0	228	74.3	32	10.4	44	14.3	0	0.0
19:00	158	2	1.3	95	60.1	27	17.1	34	21.5	0	0.0
20:00	97	0	0.0	59	60.8	18	18.6	20	20.6	0	0.0
21:00	57	2	3.5	40	70.2	12	21.1	3	5.3	0	0.0
22:00	40	1	2.5	29	72.5	5	12.5	5	12.5	0	0.0
23:00	22	0	0.0	14	63.6	1	4.6	7	31.8	0	0.0
12H,7-19	3755	24	0.6	2521	67.1	625	16.6	572	15.2	13	0.4
16H,6-22	4218	29	0.7	2827	67.0	701	16.6	645	15.3	16	0.4
18H,6-24	4280	30	0.7	2870	67.1	707	16.5	657	15.4	16	0.4
24H,0-24	4487	32	0.7	3017	67.2	726	16.2	695	15.5	17	0.4

10913		IMMINGHAM		Site No: 10913003		Location		Site 3 - Manby Rd, Immingham			
Tue 16-Nov-21 to Mon 22-Nov-21				Channel: Southbound							
TIME PERIOD	TOTAL VEHICLES	MOTOR-CYCLES	MOTOR-CYCLES%	CARS	CARS %	LGV	LGV %	HGV	HGV %	BUS	BUS %
Wed 17-Nov-21											
00:00	19	0	0.0	11	57.9	5	26.3	3	15.8	0	0.0
01:00	12	0	0.0	6	50.0	1	8.3	5	41.7	0	0.0
02:00	28	0	0.0	18	64.3	5	17.9	5	17.9	0	0.0
03:00	31	0	0.0	21	67.7	6	19.4	3	9.7	1	3.2
04:00	39	0	0.0	30	76.9	4	10.3	4	10.3	1	2.6
05:00	94	5	5.3	58	61.7	16	17.0	14	14.9	1	1.1
06:00	145	1	0.7	112	77.2	16	11.0	16	11.0	0	0.0
07:00	238	2	0.8	155	65.1	43	18.1	35	14.7	3	1.3
08:00	252	2	0.8	169	67.1	49	19.4	29	11.5	3	1.2
09:00	220	0	0.0	118	53.6	61	27.7	37	16.8	4	1.8
10:00	223	1	0.5	138	61.9	43	19.3	37	16.6	4	1.8
11:00	239	1	0.4	138	57.7	59	24.7	39	16.3	2	0.8
12:00	259	3	1.2	159	61.4	59	22.8	38	14.7	0	0.0
13:00	260	0	0.0	157	60.4	63	24.2	40	15.4	0	0.0
14:00	303	4	1.3	180	59.4	58	19.1	58	19.1	3	1.0
15:00	365	2	0.6	255	69.9	57	15.6	49	13.4	2	0.6
16:00	573	4	0.7	444	77.5	66	11.5	58	10.1	1	0.2
17:00	433	2	0.5	326	75.3	50	11.6	55	12.7	0	0.0
18:00	313	3	1.0	218	69.7	47	15.0	44	14.1	1	0.3
19:00	148	0	0.0	94	63.5	23	15.5	31	21.0	0	0.0
20:00	105	2	1.9	71	67.6	10	9.5	22	21.0	0	0.0
21:00	74	1	1.4	49	66.2	11	14.9	13	17.6	0	0.0
22:00	31	0	0.0	18	58.1	7	22.6	6	19.4	0	0.0
23:00	25	1	4.0	13	52.0	4	16.0	7	28.0	0	0.0
12H,7-19	3678	24	0.7	2457	66.8	655	17.8	519	14.1	23	0.6
16H,6-22	4150	28	0.7	2783	67.1	715	17.2	601	14.5	23	0.6
18H,6-24	4206	29	0.7	2814	66.9	726	17.3	614	14.6	23	0.6
24H,0-24	4429	34	0.8	2958	66.8	763	17.2	648	14.6	26	0.6

10913		IMMINGHAM		Site No: 10913003		Location		Site 3 - Manby Rd, Immingham			
Tue 16-Nov-21 to Mon 22-Nov-21				Channel: Southbound							
TIME PERIOD	TOTAL VEHICLES	MOTOR-CYCLES	MOTOR-CYCLES%	CARS	CARS %	LGV	LGV %	HGV	HGV %	BUS	BUS %
Thu 18-Nov-21											
00:00	20	0	0.0	10	50.0	4	20.0	6	30.0	0	0.0
01:00	25	0	0.0	15	60.0	6	24.0	4	16.0	0	0.0
02:00	18	0	0.0	12	66.7	1	5.6	4	22.2	1	5.6
03:00	26	0	0.0	17	65.4	6	23.1	3	11.5	0	0.0
04:00	36	0	0.0	27	75.0	3	8.3	5	13.9	1	2.8
05:00	94	2	2.1	68	72.3	8	8.5	16	17.0	0	0.0
06:00	147	1	0.7	109	74.2	14	9.5	20	13.6	3	2.0
07:00	207	1	0.5	145	70.1	24	11.6	37	17.9	0	0.0
08:00	264	2	0.8	167	63.3	56	21.2	37	14.0	2	0.8
09:00	209	2	1.0	125	59.8	54	25.8	27	12.9	1	0.5
10:00	231	0	0.0	125	54.1	63	27.3	43	18.6	0	0.0
11:00	251	2	0.8	146	58.2	55	21.9	45	17.9	3	1.2
12:00	268	2	0.8	160	59.7	49	18.3	54	20.2	3	1.1
13:00	290	7	2.4	172	59.3	61	21.0	49	16.9	1	0.3
14:00	319	2	0.6	198	62.1	69	21.6	50	15.7	0	0.0
15:00	395	3	0.8	241	61.0	81	20.5	69	17.5	1	0.3
16:00	534	6	1.1	404	75.7	61	11.4	63	11.8	0	0.0
17:00	488	8	1.6	378	77.5	46	9.4	56	11.5	0	0.0
18:00	303	4	1.3	208	68.7	52	17.2	39	12.9	0	0.0
19:00	160	1	0.6	98	61.3	26	16.3	35	21.9	0	0.0
20:00	93	2	2.2	70	75.3	7	7.5	14	15.1	0	0.0
21:00	61	0	0.0	41	67.2	13	21.3	7	11.5	0	0.0
22:00	46	1	2.2	39	84.8	2	4.4	4	8.7	0	0.0
23:00	31	0	0.0	17	54.8	7	22.6	7	22.6	0	0.0
12H,7-19	3759	39	1.0	2469	65.7	671	17.9	569	15.1	11	0.3
16H,6-22	4220	43	1.0	2787	66.0	731	17.3	645	15.3	14	0.3
18H,6-24	4297	44	1.0	2843	66.2	740	17.2	656	15.3	14	0.3
24H,0-24	4516	46	1.0	2992	66.3	768	17.0	694	15.4	16	0.4

10913		IMMINGHAM		Site No: 10913003		Location		Site 3 - Manby Rd, Immingham			
Tue 16-Nov-21 to Mon 22-Nov-21				Channel: Southbound							
TIME PERIOD	TOTAL VEHICLES	MOTOR-CYCLES	MOTOR-CYCLES%	CARS	CARS %	LGV	LGV %	HGV	HGV %	BUS	BUS %
Fri 19-Nov-21											
00:00	22	0	0.0	12	54.6	1	4.6	9	40.9	0	0.0
01:00	24	0	0.0	13	54.2	6	25.0	5	20.8	0	0.0
02:00	24	0	0.0	18	75.0	4	16.7	2	8.3	0	0.0
03:00	23	0	0.0	16	69.6	1	4.4	5	21.7	1	4.4
04:00	38	0	0.0	23	60.5	4	10.5	10	26.3	1	2.6
05:00	64	1	1.6	44	68.8	9	14.1	9	14.1	1	1.6
06:00	175	0	0.0	124	70.9	19	10.9	30	17.1	2	1.1
07:00	209	0	0.0	151	72.3	25	12.0	32	15.3	1	0.5
08:00	238	3	1.3	142	59.7	44	18.5	47	19.8	2	0.8
09:00	235	0	0.0	151	64.3	52	22.1	30	12.8	2	0.9
10:00	281	4	1.4	164	58.4	73	26.0	38	13.5	2	0.7
11:00	235	1	0.4	130	55.3	61	26.0	41	17.5	2	0.9
12:00	297	2	0.7	179	60.3	74	24.9	40	13.5	2	0.7
13:00	312	2	0.6	201	64.4	61	19.6	48	15.4	0	0.0
14:00	330	3	0.9	200	60.6	67	20.3	59	17.9	1	0.3
15:00	389	2	0.5	269	69.2	64	16.5	52	13.4	2	0.5
16:00	509	6	1.2	381	74.9	63	12.4	57	11.2	2	0.4
17:00	405	2	0.5	318	78.5	51	12.6	33	8.2	1	0.3
18:00	243	5	2.1	184	75.7	29	11.9	25	10.3	0	0.0
19:00	141	0	0.0	106	75.2	22	15.6	13	9.2	0	0.0
20:00	105	0	0.0	74	70.5	22	21.0	9	8.6	0	0.0
21:00	54	0	0.0	34	63.0	14	25.9	6	11.1	0	0.0
22:00	38	0	0.0	26	68.4	3	7.9	9	23.7	0	0.0
23:00	26	0	0.0	21	80.8	2	7.7	3	11.5	0	0.0
12H,7-19	3683	30	0.8	2470	67.1	664	18.0	502	13.6	17	0.5
16H,6-22	4158	30	0.7	2808	67.5	741	17.8	560	13.5	19	0.5
18H,6-24	4222	30	0.7	2855	67.6	746	17.7	572	13.6	19	0.5
24H,0-24	4417	31	0.7	2981	67.5	771	17.5	612	13.9	22	0.5

10913		IMMINGHAM		Site No: 10913003		Location		Site 3 - Manby Rd, Immingham			
Tue 16-Nov-21 to Mon 22-Nov-21				Channel: Southbound							
TIME PERIOD	TOTAL VEHICLES	MOTOR-CYCLES	MOTOR-CYCLES%	CARS	CARS %	LGV	LGV %	HGV	HGV %	BUS	BUS %
Sat 20-Nov-21											
00:00	33	0	0.0	20	60.6	7	21.2	6	18.2	0	0.0
01:00	24	0	0.0	14	58.3	6	25.0	4	16.7	0	0.0
02:00	19	1	5.3	11	57.9	3	15.8	4	21.1	0	0.0
03:00	19	0	0.0	10	52.6	5	26.3	4	21.1	0	0.0
04:00	28	0	0.0	20	71.4	3	10.7	4	14.3	1	3.6
05:00	45	0	0.0	31	68.9	6	13.3	8	17.8	0	0.0
06:00	93	1	1.1	71	76.3	10	10.8	11	11.8	0	0.0
07:00	104	1	1.0	54	51.9	32	30.8	16	15.4	1	1.0
08:00	108	2	1.9	64	59.3	30	27.8	12	11.1	0	0.0
09:00	147	0	0.0	92	62.6	36	24.5	19	12.9	0	0.0
10:00	176	0	0.0	107	60.8	53	30.1	16	9.1	0	0.0
11:00	171	1	0.6	123	71.9	33	19.3	14	8.2	0	0.0
12:00	174	1	0.6	129	74.1	36	20.7	8	4.6	0	0.0
13:00	148	1	0.7	108	73.0	22	14.9	16	10.8	1	0.7
14:00	129	2	1.6	98	76.0	18	14.0	11	8.5	0	0.0
15:00	161	1	0.6	133	82.6	18	11.2	9	5.6	0	0.0
16:00	133	2	1.5	111	83.5	12	9.0	8	6.0	0	0.0
17:00	134	0	0.0	118	88.1	7	5.2	9	6.7	0	0.0
18:00	106	0	0.0	94	88.7	10	9.4	2	1.9	0	0.0
19:00	65	1	1.5	56	86.2	6	9.2	2	3.1	0	0.0
20:00	39	0	0.0	36	92.3	2	5.1	1	2.6	0	0.0
21:00	42	0	0.0	35	83.3	3	7.1	4	9.5	0	0.0
22:00	39	0	0.0	34	87.2	2	5.1	3	7.7	0	0.0
23:00	20	0	0.0	18	90.0	0	0.0	2	10.0	0	0.0
12H,7-19	1691	11	0.7	1231	72.8	307	18.2	140	8.3	2	0.1
16H,6-22	1930	13	0.7	1429	74.0	328	17.0	158	8.2	2	0.1
18H,6-24	1989	13	0.7	1481	74.5	330	16.6	163	8.2	2	0.1
24H,0-24	2157	14	0.7	1587	73.6	360	16.7	193	9.0	3	0.1

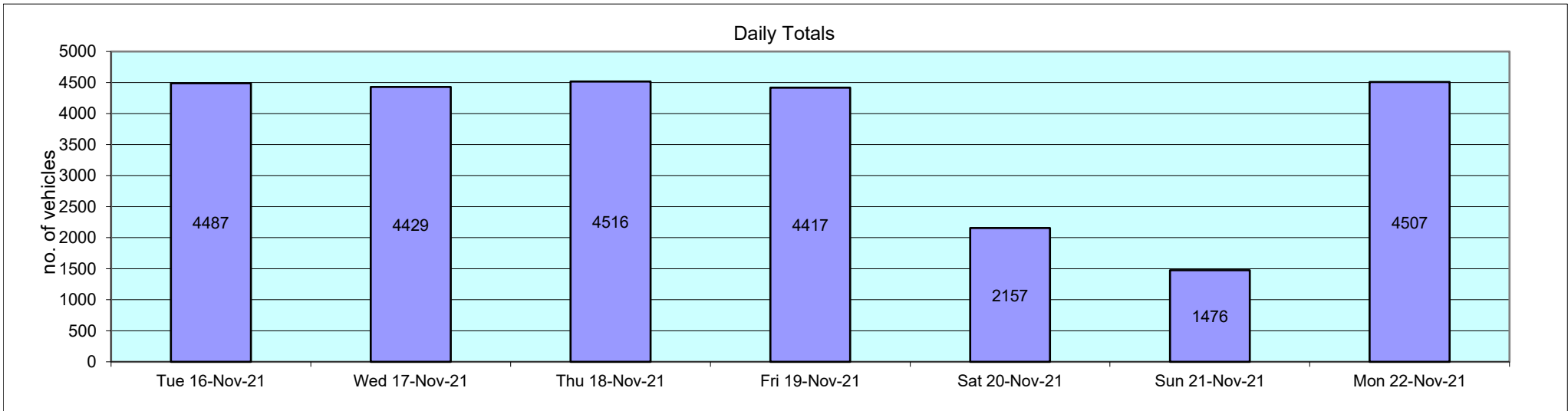
10913 IMMINGHAM Site No: 10913003 Location Site 3 - Manby Rd, Immingham
 Tue 16-Nov-21 to Mon 22-Nov-21 Channel: Southbound

TIME PERIOD	TOTAL VEHICLES	MOTOR-CYCLES	MOTOR-CYCLES%	CARS	CARS %	LGV	LGV %	HGV	HGV %	BUS	BUS %
Sun 21-Nov-21											
00:00	10	0	0.0	8	80.0	1	10.0	1	10.0	0	0.0
01:00	11	0	0.0	9	81.8	1	9.1	1	9.1	0	0.0
02:00	9	0	0.0	7	77.8	0	0.0	2	22.2	0	0.0
03:00	9	0	0.0	7	77.8	2	22.2	0	0.0	0	0.0
04:00	15	0	0.0	9	60.0	4	26.7	2	13.3	0	0.0
05:00	34	1	2.9	30	88.2	3	8.8	0	0.0	0	0.0
06:00	57	1	1.8	48	84.2	1	1.8	7	12.3	0	0.0
07:00	37	0	0.0	24	64.9	7	18.9	5	13.5	1	2.7
08:00	41	0	0.0	25	61.0	9	22.0	7	17.1	0	0.0
09:00	64	1	1.6	50	78.1	5	7.8	8	12.5	0	0.0
10:00	105	1	1.0	84	80.0	11	10.5	9	8.6	0	0.0
11:00	118	0	0.0	95	80.5	14	11.9	9	7.6	0	0.0
12:00	93	0	0.0	72	77.4	11	11.8	10	10.8	0	0.0
13:00	105	0	0.0	94	89.5	6	5.7	5	4.8	0	0.0
14:00	136	0	0.0	115	84.6	12	8.8	9	6.6	0	0.0
15:00	124	2	1.6	113	91.1	6	4.8	3	2.4	0	0.0
16:00	96	2	2.1	85	88.5	5	5.2	4	4.2	0	0.0
17:00	114	2	1.8	97	85.1	11	9.7	4	3.5	0	0.0
18:00	102	1	1.0	88	86.3	5	4.9	8	7.8	0	0.0
19:00	77	0	0.0	64	83.1	8	10.4	4	5.2	1	1.3
20:00	42	0	0.0	35	83.3	5	11.9	2	4.8	0	0.0
21:00	32	1	3.1	25	78.1	3	9.4	3	9.4	0	0.0
22:00	34	1	2.9	23	67.7	3	8.8	7	20.6	0	0.0
23:00	11	0	0.0	7	63.6	1	9.1	3	27.3	0	0.0
12H,7-19	1135	9	0.8	942	83.0	102	9.0	81	7.1	1	0.1
16H,6-22	1343	11	0.8	1114	83.0	119	8.9	97	7.2	2	0.2
18H,6-24	1388	12	0.9	1144	82.4	123	8.9	107	7.7	2	0.1
24H,0-24	1476	13	0.9	1214	82.3	134	9.1	113	7.7	2	0.1

10913		IMMINGHAM		Site No: 10913003		Location		Site 3 - Manby Rd, Immingham			
Tue 16-Nov-21 to Mon 22-Nov-21				Channel: Southbound							
TIME PERIOD	TOTAL VEHICLES	MOTOR-CYCLES	MOTOR-CYCLES%	CARS	CARS %	LGV	LGV %	HGV	HGV %	BUS	BUS %
Mon 22-Nov-21											
00:00	8	0	0.0	5	62.5	1	12.5	2	25.0	0	0.0
01:00	8	0	0.0	5	62.5	0	0.0	3	37.5	0	0.0
02:00	7	0	0.0	6	85.7	0	0.0	1	14.3	0	0.0
03:00	16	0	0.0	15	93.8	1	6.3	0	0.0	0	0.0
04:00	24	0	0.0	17	70.8	6	25.0	1	4.2	0	0.0
05:00	80	2	2.5	65	81.3	4	5.0	9	11.3	0	0.0
06:00	167	3	1.8	107	64.1	24	14.4	32	19.2	1	0.6
07:00	224	1	0.5	156	69.6	34	15.2	30	13.4	3	1.3
08:00	258	3	1.2	178	69.0	46	17.8	30	11.6	1	0.4
09:00	215	2	0.9	130	60.5	46	21.4	35	16.3	2	0.9
10:00	212	0	0.0	116	54.7	62	29.3	31	14.6	3	1.4
11:00	233	0	0.0	141	60.5	59	25.3	31	13.3	2	0.9
12:00	254	1	0.4	166	65.4	54	21.3	29	11.4	4	1.6
13:00	261	1	0.4	179	68.6	43	16.5	36	13.8	2	0.8
14:00	302	3	1.0	199	65.9	57	18.9	40	13.3	3	1.0
15:00	327	1	0.3	200	61.2	75	22.9	48	14.7	3	0.9
16:00	592	8	1.4	411	69.4	111	18.8	61	10.3	1	0.2
17:00	469	4	0.9	359	76.6	52	11.1	54	11.5	0	0.0
18:00	259	2	0.8	164	63.3	36	13.9	57	22.0	0	0.0
19:00	161	2	1.2	107	66.5	20	12.4	32	19.9	0	0.0
20:00	90	0	0.0	58	64.4	10	11.1	22	24.4	0	0.0
21:00	115	1	0.9	88	76.5	10	8.7	16	13.9	0	0.0
22:00	154	0	0.0	107	69.5	15	9.7	32	20.8	0	0.0
23:00	71	1	1.4	41	57.8	11	15.5	16	22.5	2	2.8
12H,7-19	3606	26	0.7	2399	66.5	675	18.7	482	13.4	24	0.7
16H,6-22	4139	32	0.8	2759	66.7	739	17.9	584	14.1	25	0.6
18H,6-24	4364	33	0.8	2907	66.6	765	17.5	632	14.5	27	0.6
24H,0-24	4507	35	0.8	3020	67.0	777	17.2	648	14.4	27	0.6

10913 IMMINGHAM Site No: 10913003 Location Site 3 - Manby Rd, Immingham
 Tue 16-Nov-21 to Mon 22-Nov-21 Channel: Southbound

TIME PERIOD	TOTAL VEHICLES	MOTOR-CYCLES	MOTOR-CYCLES%	CARS	CARS %	LGV	LGV %	HGV	HGV %	BUS	BUS %
Daily Totals											
Tue 16-Nov-21	4487	32	0.7	3017	67.2	726	16.2	695	15.5	17	0.4
Wed 17-Nov-21	4429	34	0.8	2958	66.8	763	17.2	648	14.6	26	0.6
Thu 18-Nov-21	4516	46	1.0	2992	66.3	768	17.0	694	15.4	16	0.4
Fri 19-Nov-21	4417	31	0.7	2981	67.5	771	17.5	612	13.9	22	0.5
Sat 20-Nov-21	2157	14	0.7	1587	73.6	360	16.7	193	9.0	3	0.1
Sun 21-Nov-21	1476	13	0.9	1214	82.3	134	9.1	113	7.7	2	0.1
Mon 22-Nov-21	4507	35	0.8	3020	67.0	777	17.2	648	14.4	27	0.6
Total Vehicles											
[--]	25989	205	0.8	17769	70.1	4299	15.8	3603	12.9	113	0.4



10913 IMMINGHAM Site No: 10913003 Location Site 3 - Manby Rd, Immingham
 Tue 16-Nov-21 to Mon 22-Nov-21 Channel: Southbound

Time Period	Total Vehicles	85%ile Speed	Mean Speed	Stand Dev.	<11Mph	11-<21	21-<31	31-<41	41-<46	46-<51	51-<56	56-<61	61-<66	66-<71	71-<76
Tue 16-Nov-21															
00:00	13	59.9	50.6	8.3	0	0	0	1	4	0	6	0	2	0	0
01:00	16	51.3	44.4	7	0	0	0	4	7	2	2	1	0	0	0
02:00	23	55.2	47.3	9.4	0	0	0	7	2	5	6	2	0	1	0
03:00	24	52.1	44.2	8	0	0	1	6	7	5	4	1	0	0	0
04:00	39	60.7	50.7	8.4	0	0	0	3	9	10	7	4	5	1	0
05:00	92	52.7	45.7	8.7	0	0	1	23	25	26	8	4	3	0	2
06:00	151	49.3	42.8	6.6	0	0	2	49	59	27	9	5	0	0	0
07:00	222	50.8	44.3	7.4	0	1	3	56	70	61	22	6	2	1	0
08:00	260	53	45.1	8.7	0	3	5	62	66	72	32	13	4	1	2
09:00	239	51.9	44.2	8.1	0	3	5	57	77	55	30	10	0	2	0
10:00	209	53.5	45.5	8.6	0	1	6	37	75	45	26	11	6	0	1
11:00	232	54	45.6	8	0	2	3	43	81	51	28	21	2	1	0
12:00	270	53.6	45.4	8.4	0	1	8	52	89	63	31	20	2	2	2
13:00	271	52.6	44.2	8.4	0	2	8	79	62	68	35	13	4	0	0
14:00	351	52.5	44.9	8	0	3	5	77	115	85	43	16	4	3	0
15:00	362	52.4	44.4	7.8	0	0	7	100	115	73	45	18	2	1	0
16:00	583	49.9	41.9	7.5	0	1	19	243	144	113	51	10	2	0	0
17:00	449	50.1	43.3	7.1	0	1	5	145	151	96	36	10	4	1	0
18:00	307	51.7	44.1	8.4	0	0	9	93	82	73	26	17	3	3	1
19:00	158	51.8	44.8	8.5	0	0	3	44	46	39	12	6	7	0	0
20:00	97	55.1	45.2	8.7	0	0	1	31	23	17	12	11	1	1	0
21:00	57	54.1	45.9	8.5	0	0	3	10	13	14	13	3	1	0	0
22:00	40	60.4	50.4	9.5	0	0	0	5	8	11	5	5	4	1	1
23:00	22	53.2	46.6	6.4	0	0	0	3	8	5	5	1	0	0	0
12H,7-19	3755	51.8	44.1	8	0	18	83	1044	1127	855	405	165	35	15	6
16H,6-22	4218	51.9	44.2	8	0	18	92	1178	1268	952	451	190	44	16	6
18H,6-24	4280	52	44.2	8.1	0	18	92	1186	1284	968	461	196	48	17	7
24H,0-24	4487	52.2	44.3	8.1	0	18	94	1230	1338	1016	494	208	58	19	9

10913 IMMINGHAM Site No: 10913003 Location Site 3 - Manby Rd, Immingham
 Tue 16-Nov-21 to Mon 22-Nov-21 Channel: Southbound

Time Period	Total Vehicles	85%ile Speed	Mean Speed	Stand Dev.	<11Mph	11-<21	21-<31	31-<41	41-<46	46-<51	51-<56	56-<61	61-<66	66-<71	71-<76
-------------	----------------	--------------	------------	------------	--------	--------	--------	--------	--------	--------	--------	--------	--------	--------	--------

Wed 17-Nov-21

00:00	19	55.1	49.8	7.2	0	0	0	2	2	7	5	2	1	0	0
01:00	12	53.8	47.9	9.5	0	0	0	3	1	4	3	0	0	1	0
02:00	28	56.4	47	8.7	0	0	0	7	7	4	5	4	1	0	0
03:00	31	54.6	47.8	8.4	0	0	0	5	8	10	4	1	2	1	0
04:00	39	54.7	46.6	9.6	0	1	0	9	5	11	9	3	0	1	0
05:00	94	52.8	45.3	7.9	0	0	0	25	28	22	12	5	0	1	1
06:00	145	50.6	42.8	7.4	0	0	2	57	41	25	14	5	1	0	0
07:00	238	50.9	44.5	7.6	0	3	4	45	88	63	25	7	2	1	0
08:00	252	54.7	46.5	8.2	0	1	3	48	69	62	42	18	7	2	0
09:00	220	53.1	46	8	0	0	1	45	75	55	25	10	5	1	2
10:00	223	53.3	45.3	8.1	0	1	5	50	60	58	33	12	2	2	0
11:00	239	54.2	47.2	7.9	0	2	1	29	73	69	45	12	4	2	1
12:00	259	55.4	48.2	7.9	0	1	0	38	48	91	47	24	5	3	2
13:00	260	53.9	45.3	9.1	0	4	3	58	82	52	37	16	2	4	1
14:00	303	52.2	44.3	8.3	0	3	5	82	91	68	33	14	5	2	0
15:00	365	54.9	46.4	8.3	0	0	7	71	103	81	62	30	6	5	0
16:00	573	50.6	43.9	7.1	0	0	7	158	205	128	50	18	5	2	0
17:00	433	50.5	43.5	7	0	0	4	142	137	93	44	10	2	1	0
18:00	313	53.2	44.6	8.4	0	1	6	87	95	57	45	12	6	4	0
19:00	148	53.6	46.2	8.4	0	0	0	34	44	40	14	9	3	1	3
20:00	105	55.6	46.8	9.3	0	1	3	19	22	28	17	9	5	1	0
21:00	74	53.9	44.8	9.3	0	0	6	15	17	18	11	5	2	0	0
22:00	31	57.1	47.7	8.4	0	0	0	6	7	9	3	4	2	0	0
23:00	25	55.6	47.5	8.5	0	0	0	6	4	6	5	3	1	0	0
12H,7-19	3678	53.1	45.2	8	0	16	46	853	1126	877	488	183	51	29	6
16H,6-22	4150	53.2	45.2	8.1	0	17	57	978	1250	988	544	211	62	31	9
18H,6-24	4206	53.2	45.3	8.1	0	17	57	990	1261	1003	552	218	65	31	9
24H,0-24	4429	53.3	45.3	8.1	0	18	57	1041	1312	1061	590	233	69	35	10

10913 IMMINGHAM Site No: 10913003 Location Site 3 - Manby Rd, Immingham
 Tue 16-Nov-21 to Mon 22-Nov-21 Channel: Southbound

Time Period	Total Vehicles	85%ile Speed	Mean Speed	Stand Dev.	<11Mph	11-<21	21-<31	31-<41	41-<46	46-<51	51-<56	56-<61	61-<66	66-<71	71-<76
Thu 18-Nov-21															
00:00	20	54.1	47	7.9	0	0	0	4	5	5	4	1	1	0	0
01:00	25	53.8	46.4	8.7	0	0	0	7	4	7	5	1	0	1	0
02:00	18	55.5	48.5	7.2	0	0	0	2	3	9	1	2	1	0	0
03:00	26	54.6	47.3	8.3	0	0	1	3	6	8	5	2	1	0	0
04:00	36	53.1	46.8	6.5	0	0	0	5	11	12	5	3	0	0	0
05:00	94	55.1	47.9	8.5	0	0	0	14	31	17	21	6	1	3	0
06:00	147	53.1	45	8.1	0	0	4	33	50	29	20	5	6	0	0
07:00	207	50.9	43.8	7.8	0	2	3	58	67	46	20	8	3	0	0
08:00	264	53.7	45.3	8.1	0	0	4	73	57	68	40	15	7	0	0
09:00	209	52.5	44.9	8.2	0	0	7	45	70	49	20	10	7	1	0
10:00	231	54.2	45.7	8.4	0	1	6	48	62	57	34	17	5	1	0
11:00	251	53.3	44.6	9.5	0	4	13	54	64	63	32	11	8	2	0
12:00	268	55	46.8	9.1	0	2	6	44	75	65	44	19	6	5	0
13:00	290	55.7	46.9	9.1	0	2	10	45	72	68	52	28	10	3	0
14:00	319	55.9	48.4	8.3	0	0	4	35	94	69	69	31	11	3	1
15:00	395	55.6	47.3	9.5	1	7	8	52	82	123	67	37	12	3	2
16:00	534	50.8	43.7	7.6	0	0	6	181	141	132	48	20	2	3	0
17:00	488	50.3	42.9	7.4	0	1	8	175	152	91	42	15	4	0	0
18:00	303	53	44.2	7.7	0	0	3	97	91	47	47	16	2	0	0
19:00	160	53.9	45.1	8.6	0	0	1	48	47	28	20	9	4	2	1
20:00	93	54.1	46.2	7.5	0	0	2	14	32	20	17	7	1	0	0
21:00	61	57	48.3	9.1	0	0	1	11	12	12	14	7	2	2	0
22:00	46	60.1	52.5	10.1	0	0	0	3	9	11	9	8	2	0	2
23:00	31	55.4	50	8.5	0	0	0	3	6	9	9	1	1	1	1
12H,7-19	3759	53.8	45.3	8.5	1	19	78	907	1027	878	515	227	77	21	3
16H,6-22	4220	53.8	45.3	8.5	1	19	86	1013	1168	967	586	255	90	25	4
18H,6-24	4297	54	45.4	8.5	1	19	86	1019	1183	987	604	264	93	26	7
24H,0-24	4516	54	45.5	8.5	1	19	87	1054	1243	1045	645	279	97	30	7

10913 IMMINGHAM Site No: 10913003 Location Site 3 - Manby Rd, Immingham
 Tue 16-Nov-21 to Mon 22-Nov-21 Channel: Southbound

Time Period	Total Vehicles	85%ile Speed	Mean Speed	Stand Dev.	<11Mph	11-<21	21-<31	31-<41	41-<46	46-<51	51-<56	56-<61	61-<66	66-<71	71-<76
Fri 19-Nov-21															
00:00	22	57.5	48.5	8.6	0	0	0	4	5	4	4	4	1	0	0
01:00	24	49.2	41.2	9.3	0	1	1	8	8	3	2	1	0	0	0
02:00	24	54.6	44.6	11.5	0	0	4	3	5	5	4	2	0	1	0
03:00	23	58.6	50.2	9	0	0	0	4	1	8	4	4	1	1	0
04:00	38	55	46.9	8	0	0	0	9	7	11	6	4	1	0	0
05:00	64	52.6	44.4	8.2	0	0	0	24	12	16	6	4	2	0	0
06:00	175	52.2	42.3	9.8	2	4	9	51	49	27	26	6	0	1	0
07:00	209	51.8	44.4	7.8	0	1	4	54	62	52	26	7	2	1	0
08:00	238	55.3	47	7.9	0	0	4	36	70	62	35	22	8	1	0
09:00	235	56.3	48.1	8.3	0	1	1	36	51	70	39	23	11	2	1
10:00	281	54.7	46.4	9	0	1	6	56	76	68	42	22	3	3	2
11:00	235	54.5	46.6	8.4	0	3	3	34	67	65	39	17	4	2	1
12:00	297	54.8	47.2	8.4	0	1	4	42	94	68	57	17	7	4	1
13:00	312	54.4	46.1	8.5	0	2	10	54	79	90	44	24	7	2	0
14:00	330	53.8	45.5	8.7	0	3	8	66	98	74	56	15	3	7	0
15:00	389	53.3	45.9	7.6	0	0	4	80	110	109	59	16	8	2	0
16:00	509	52.5	44.8	7.9	0	0	10	130	155	118	63	20	10	2	1
17:00	405	50.8	43.6	7.8	0	0	8	135	120	84	32	20	3	3	0
18:00	243	55	46.4	8.7	0	2	1	52	62	65	30	19	8	3	1
19:00	141	55.2	47	9.4	0	1	2	30	29	34	28	7	7	1	2
20:00	105	57.4	48.4	9.2	0	0	0	19	24	27	16	10	5	2	1
21:00	54	60.7	51.7	10.6	0	0	1	8	4	10	14	9	5	0	2
22:00	38	59.5	48.6	10.6	0	0	1	6	10	9	3	4	2	2	1
23:00	26	58.6	47	10.8	0	0	1	7	5	4	2	5	1	1	0
12H,7-19	3683	54	45.8	8.3	0	14	63	775	1044	925	522	222	74	32	7
16H,6-22	4158	54.2	45.9	8.5	2	19	75	883	1150	1023	606	254	91	36	12
18H,6-24	4222	54.2	45.9	8.6	2	19	77	896	1165	1036	611	263	94	39	13
24H,0-24	4417	54.3	45.9	8.6	2	20	82	948	1203	1083	637	282	99	41	13

10913 IMMINGHAM Site No: 10913003 Location Site 3 - Manby Rd, Immingham
 Tue 16-Nov-21 to Mon 22-Nov-21 Channel: Southbound

Time Period	Total Vehicles	85%ile Speed	Mean Speed	Stand Dev.	<11Mph	11-<21	21-<31	31-<41	41-<46	46-<51	51-<56	56-<61	61-<66	66-<71	71-<76
Sat 20-Nov-21															
00:00	33	57.6	49.9	8.6	0	0	0	3	8	9	6	5	0	1	1
01:00	24	55.8	47.3	8.9	0	0	0	6	6	2	6	3	1	0	0
02:00	19	57.1	49.8	8.2	0	0	0	2	4	5	4	3	0	1	0
03:00	19	52.1	45.9	7.5	0	0	0	4	6	5	3	0	1	0	0
04:00	28	54.8	47.2	8.7	0	0	0	7	5	6	7	2	0	1	0
05:00	45	53	46.2	8.1	0	0	0	11	10	14	7	0	2	1	0
06:00	93	54.3	44.1	9.5	0	0	4	33	21	10	16	6	2	0	1
07:00	104	55.1	44.8	9.8	0	1	3	34	19	17	17	9	3	1	0
08:00	108	53.1	45.5	7.1	0	0	0	24	38	22	17	5	2	0	0
09:00	147	55.9	47.4	9.1	0	1	3	22	39	35	25	14	5	1	2
10:00	176	57.4	48	9.3	0	1	1	34	42	30	37	15	12	4	0
11:00	171	57.3	47.7	9.8	0	3	7	19	36	42	32	23	8	1	0
12:00	174	57.9	49	9.1	0	0	2	24	39	44	33	14	10	6	2
13:00	148	57	49.1	8	0	0	2	13	34	44	29	17	6	2	1
14:00	129	55.8	47.3	9.3	0	1	1	26	32	26	24	9	7	2	1
15:00	161	57.7	48.8	8.1	0	0	1	19	43	35	30	25	6	2	0
16:00	133	55.4	47.9	8.7	0	0	0	26	31	28	31	9	3	3	2
17:00	134	55.1	47.3	8.6	0	0	1	22	42	32	20	8	4	4	0
18:00	106	55.1	47.2	9	0	0	3	18	26	28	18	3	8	2	0
19:00	65	56.5	47.7	8.3	0	0	1	10	17	15	11	8	3	0	0
20:00	39	58.7	50.3	9.4	0	0	0	6	7	6	11	5	2	1	1
21:00	42	54	47.2	7.2	0	0	0	6	13	12	7	2	2	0	0
22:00	39	55.1	48.5	8.7	0	0	0	6	9	12	6	2	2	2	0
23:00	20	59.5	53.8	8.9	0	0	0	0	4	4	5	5	0	1	0
12H,7-19	1691	56.3	47.7	8.9	0	7	24	281	421	383	313	151	74	28	8
16H,6-22	1930	56.1	47.5	9	0	7	29	336	479	426	358	172	83	29	10
18H,6-24	1989	56.3	47.6	9	0	7	29	342	492	442	369	179	85	32	10
24H,0-24	2157	56.2	47.6	8.9	0	7	29	375	531	483	402	192	89	36	11

10913 IMMINGHAM Site No: 10913003 Location Site 3 - Manby Rd, Immingham
 Tue 16-Nov-21 to Mon 22-Nov-21 Channel: Southbound

Time Period	Total Vehicles	85%ile Speed	Mean Speed	Stand Dev.	<11Mph	11-<21	21-<31	31-<41	41-<46	46-<51	51-<56	56-<61	61-<66	66-<71	71-<76
Sun 21-Nov-21															
00:00	10	50	46.8	5.9	0	0	0	1	3	5	0	1	0	0	0
01:00	11	55.3	52.1	7.6	0	0	0	0	3	1	5	1	0	1	0
02:00	9	-	44.3	10.6	0	0	0	5	0	1	1	2	0	0	0
03:00	9	-	45.8	17.8	1	0	0	2	1	1	2	0	1	1	0
04:00	15	56.4	48	8.1	0	0	0	3	2	5	2	3	0	0	0
05:00	34	55.2	50.3	7.9	0	0	0	3	3	14	10	2	1	0	0
06:00	57	58.2	48.5	9	0	0	1	9	11	16	7	9	3	1	0
07:00	37	57	46.7	9.2	0	0	1	9	5	12	3	5	2	0	0
08:00	41	54.8	48.1	8.6	0	0	1	5	8	15	7	2	1	2	0
09:00	64	55.9	48.1	7.9	0	0	1	6	21	14	12	6	4	0	0
10:00	105	57.8	49.3	7.9	0	0	1	9	26	30	18	13	7	1	0
11:00	118	57.1	49.3	7.6	0	0	0	16	14	44	22	17	3	2	0
12:00	93	59.3	49.7	9.7	0	1	0	11	22	19	17	13	6	3	0
13:00	105	57.8	49.4	9	0	2	0	10	20	26	25	16	5	0	1
14:00	136	55.6	48.3	7.3	0	0	1	15	33	42	26	15	3	1	0
15:00	124	57.2	49.9	7.6	0	0	1	10	24	32	34	16	5	2	0
16:00	96	57.3	48	8.6	0	0	1	13	27	28	9	12	3	2	1
17:00	114	53.8	45.7	8.2	0	0	0	30	33	24	17	5	2	3	0
18:00	102	55.4	47.4	8.4	0	0	1	16	30	27	14	8	3	2	1
19:00	77	55	47.4	9.2	0	0	0	16	22	15	15	2	4	2	0
20:00	42	54.5	47.3	7.4	0	0	0	6	13	12	6	3	2	0	0
21:00	32	58.1	48.6	8.4	0	0	0	5	7	10	3	4	3	0	0
22:00	34	56.5	49.6	7.3	0	0	0	3	7	10	8	4	2	0	0
23:00	11	55.3	48.3	7.9	0	0	0	1	4	3	1	1	1	0	0
12H,7-19	1135	56.9	48.5	8.3	0	3	8	150	263	313	204	128	44	18	3
16H,6-22	1343	56.9	48.4	8.4	0	3	9	186	316	366	235	146	56	21	3
18H,6-24	1388	56.9	48.4	8.3	0	3	9	190	327	379	244	151	59	21	3
24H,0-24	1476	56.9	48.4	8.4	1	3	9	204	339	406	264	160	61	23	3

10913 IMMINGHAM Site No: 10913003 Location Site 3 - Manby Rd, Immingham
 Tue 16-Nov-21 to Mon 22-Nov-21 Channel: Southbound

Time Period	Total Vehicles	85%ile Speed	Mean Speed	Stand Dev.	<11Mph	11-<21	21-<31	31-<41	41-<46	46-<51	51-<56	56-<61	61-<66	66-<71	71-<76
Mon 22-Nov-21															
00:00	8	-	44.1	6.3	0	0	0	2	3	2	1	0	0	0	0
01:00	8	-	45.4	10	0	0	1	1	1	2	3	0	0	0	0
02:00	7	-	47.4	6.8	0	0	0	1	1	4	0	1	0	0	0
03:00	16	50.3	46.3	6.7	0	0	0	2	6	6	1	0	1	0	0
04:00	24	53.9	46.8	7.6	0	0	0	6	2	9	5	2	0	0	0
05:00	80	50.7	45.2	6.7	0	0	1	15	26	27	8	2	1	0	0
06:00	167	52.6	43.6	8.7	0	1	7	49	51	28	17	12	1	1	0
07:00	224	54	45.7	8.5	0	1	5	42	77	48	28	16	4	2	0
08:00	258	54	46.7	7.8	0	1	2	40	79	69	47	8	10	1	1
09:00	215	55.1	47.7	8.3	0	1	1	26	71	51	39	16	4	4	0
10:00	212	52.2	44.7	7.9	0	0	4	56	65	50	19	15	2	0	1
11:00	233	55.6	48.3	8.2	0	1	3	25	53	75	44	18	10	3	1
12:00	254	52.7	45.4	7.6	0	1	2	48	102	54	25	15	4	3	0
13:00	261	53.4	46.7	6.8	0	0	2	33	87	78	44	12	4	0	1
14:00	302	54.6	46.5	8.2	0	0	14	37	86	85	48	26	5	1	0
15:00	327	52.4	44	9.1	0	7	8	88	86	79	35	17	5	1	1
16:00	592	53.4	44.8	8.6	0	1	17	165	140	142	80	34	9	0	3
17:00	469	49.8	43	7.6	0	1	14	146	161	101	26	11	7	2	0
18:00	259	50.9	43.1	8.3	0	0	11	89	69	51	24	9	6	0	0
19:00	161	53.6	44.4	8.8	0	0	3	52	47	27	14	11	4	3	0
20:00	90	51	44.2	8.4	0	0	2	28	26	20	6	4	3	1	0
21:00	115	51.7	43.5	8.3	0	0	4	41	21	29	16	2	1	1	0
22:00	154	52.5	45.3	7.8	0	0	1	35	55	34	18	6	2	2	1
23:00	71	52.3	45.2	8.3	0	0	1	18	22	17	7	3	1	2	0
12H,7-19	3606	53.3	45.3	8.3	0	14	83	795	1076	883	459	197	70	17	8
16H,6-22	4139	53.3	45.1	8.3	0	15	99	965	1221	987	512	226	79	23	8
18H,6-24	4364	53.2	45.1	8.3	0	15	101	1018	1298	1038	537	235	82	27	9
24H,0-24	4507	53.2	45.1	8.2	0	15	103	1045	1337	1088	555	240	84	27	9

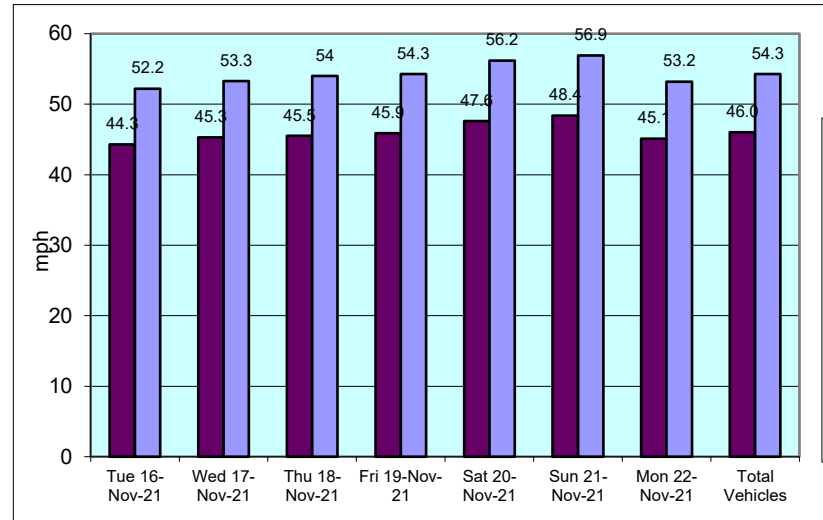
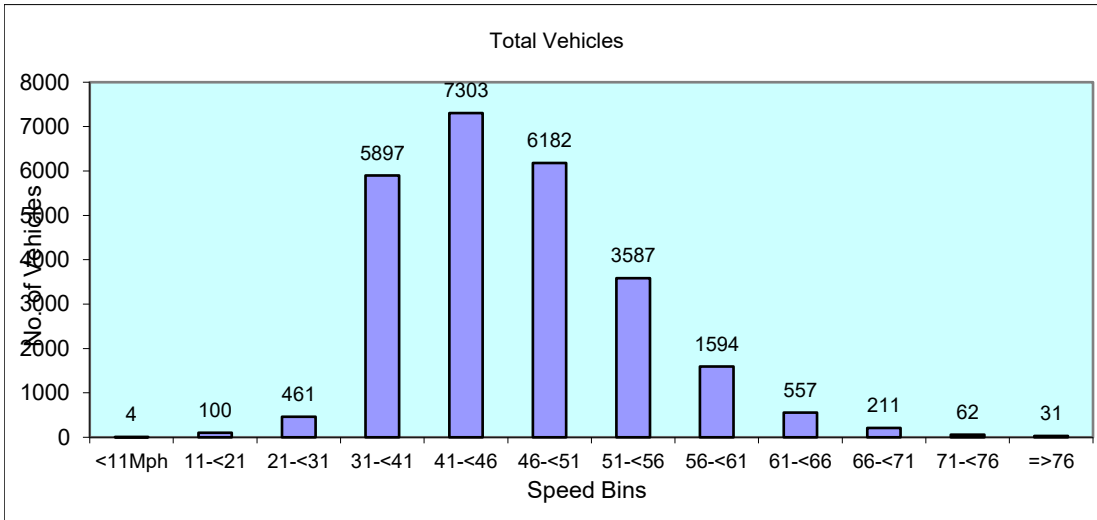
Time Period	Total Vehicles	85%ile Speed	Mean Speed	Stand Dev.	<11Mph	11-<21	21-<31	31-<41	41-<46	46-<51	51-<56	56-<61	61-<66	66-<71	71-<76
-------------	----------------	--------------	------------	------------	--------	--------	--------	--------	--------	--------	--------	--------	--------	--------	--------

Daily Totals

Tue 16-Nov-21	4487	52.2	44.3	8.1	0	18	94	1230	1338	1016	494	208	58	19	9
Wed 17-Nov-21	4429	53.3	45.3	8.1	0	18	57	1041	1312	1061	590	233	69	35	10
Thu 18-Nov-21	4516	54	45.5	8.5	1	19	87	1054	1243	1045	645	279	97	30	7
Fri 19-Nov-21	4417	54.3	45.9	8.6	2	20	82	948	1203	1083	637	282	99	41	13
Sat 20-Nov-21	2157	56.2	47.6	8.9	0	7	29	375	531	483	402	192	89	36	11
Sun 21-Nov-21	1476	56.9	48.4	8.4	1	3	9	204	339	406	264	160	61	23	3
Mon 22-Nov-21	4507	53.2	45.1	8.2	0	15	103	1045	1337	1088	555	240	84	27	9

Total Vehicles

[--]	25989	54.3	46.0	8.4	4	100	461	5897	7303	6182	3587	1594	557	211	62
------	-------	------	------	-----	---	-----	-----	------	------	------	------	------	-----	-----	----



=>76

0
0
0
0
0
0
0
0
0
0
1
0
0
0
0
1
0
0
0
1
0
0
0
0
2
3
3
3

=>76

0
0
0
0
0
1
0
0
0
0
0
2
0
2
1
1
0
0
0
0
0
2
0
6
6
8
9

=>76

0
0
0
0
0
0
0
0
0
2
0
2
0
0
1
0
0
0
0
1
1
0
0
5
7
7
7

=>76

- 0
- 0
- 0
- 0
- 0
- 1
- 0
- 0
- 0
- 0
- 0
- 1
- 0
- 0
- 0
- 0
- 0
- 0
- 1
- 0
- 0
- 0
- 0
- 1
- 2
- 2
- 3


=>76

0
0
0
0
0
0
0
1
0
2
0
0
0
0
0
0
1
0
0
0
0
0
0
0
0
0
4
4
4
4

=>76

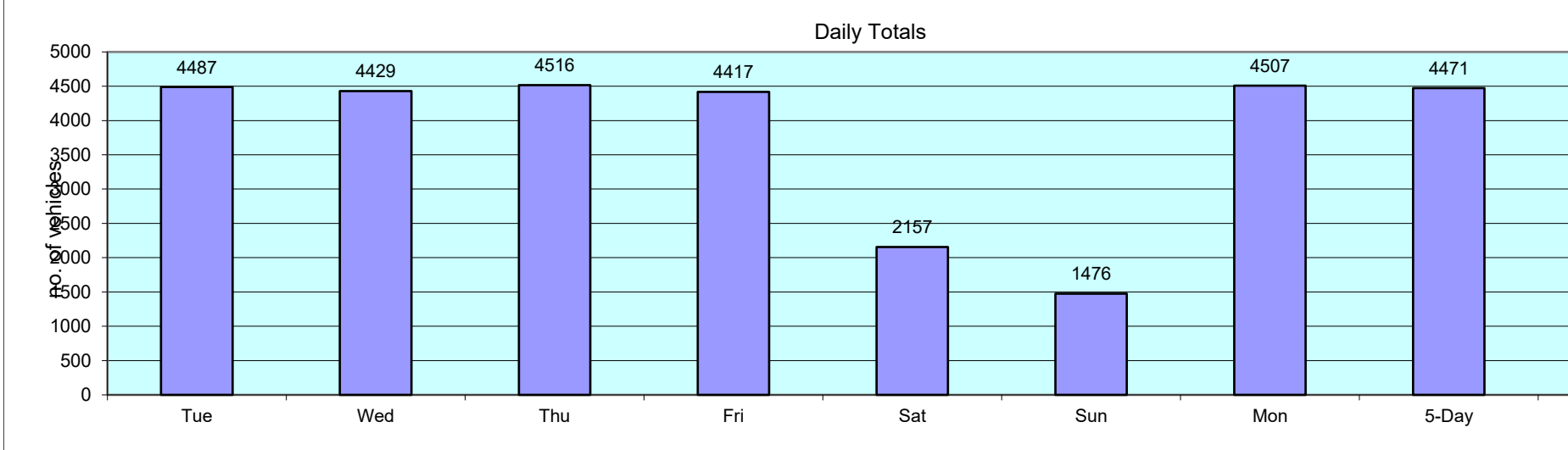
3
3
9
7
2
3
4

31



10913	IMMINGHAM		Site No: 10913003		Location		Site 3 - Manby Rd, Immingham	
Channel: Southbound								
	Tue	Wed	Thu	Fri	Sat	Sun	Mon	5-Day
TIME PERIOD	16/11/2021	17/11/2021	18/11/2021	19/11/2021	20/11/2021	21/11/2021	22/11/2021	Av
Week Begin: 16-Nov-21								
00:00	13	19	20	22	33	10	8	16
01:00	16	12	25	24	24	11	8	17
02:00	23	28	18	24	19	9	7	20
03:00	24	31	26	23	19	9	16	24
04:00	39	39	36	38	28	15	24	35
05:00	92	94	94	64	45	34	80	85
06:00	151	145	147	175	93	57	167	157
07:00	222	238	207	209	104	37	224	220
08:00	260	252	264	238	108	41	258	254
09:00	239	220	209	235	147	64	215	224
10:00	209	223	231	281	176	105	212	231
11:00	232	239	251	235	171	118	233	238
12:00	270	259	268	297	174	93	254	270
13:00	271	260	290	312	148	105	261	279
14:00	351	303	319	330	129	136	302	321
15:00	362	365	395	389	161	124	327	368
16:00	583	573	534	509	133	96	592	558
17:00	449	433	488	405	134	114	469	449
18:00	307	313	303	243	106	102	259	285
19:00	158	148	160	141	65	77	161	154
20:00	97	105	93	105	39	42	90	98
21:00	57	74	61	54	42	32	115	72
22:00	40	31	46	38	39	34	154	62
23:00	22	25	31	26	20	11	71	35
12H,7-19	3755	3678	3759	3683	1691	1135	3606	3696
16H,6-22	4218	4150	4220	4158	1930	1343	4139	4177
18H,6-24	4280	4206	4297	4222	1989	1388	4364	4274
24H,0-24	4487	4429	4516	4417	2157	1476	4507	4471
Am	08:00	08:00	08:00	10:00	10:00	11:00	08:00	
Peak	260	252	264	281	176	118	258	
Pm	16:00	16:00	16:00	16:00	12:00	14:00	16:00	
Peak	583	573	534	509	174	136	592	

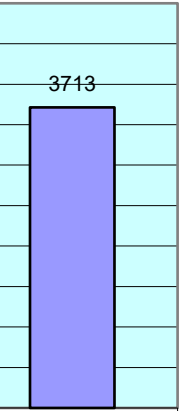
10913	IMMINGHAM		Site No: 10913003	Location	Site 3 - Manby Rd, Immingham			
	Channel: Southbound							
TIME PERIOD	Tue	Wed	Thu	Fri	Sat	Sun	Mon	5-Day
	16/11/2021	17/11/2021	18/11/2021	19/11/2021	20/11/2021	21/11/2021	22/11/2021	Av



**7-Day
Av**

18
17
18
21
31
72
134
177
203
190
205
211
231
235
267
303
431
356
233
130
82
62
55
29
3044
3451
3535
3713

**7-Day
Av**



7-Day

Classification Schemes

Scheme F Classification Scheme (Non-metric)

Scheme F is an attempt to implement the FWHA's visual classification scheme as an axle-based class scheme. This is one of several interpretations.

Class	Vehicle Type	No. of Axles	Axle spacing in feet			
			Axle 1 to 2	Axle 2 to 3	Axle 3 to 4	Axle 4 to 5
1	motorcycle	2	<6.0			
2	passenger car	2	6.0 - 10.0			
	car + 1 axle trailer	3	<10.0	10.0 - 18.0		
	car + 2 axle trailer	4	<10.0		<3.5	
3	pickup	2	10.0 - 15.0			
	pickup + 1 axle trailer	3	10.0 - 15.0	10.0 - 18.0		
	pickup + 2 axle trailer	4	10.0 - 15.0		<3.5	
	pickup + 3 axle trailer	5	9.9 - 15.0			<3.5
4	Traditional bus/coach	2	>20.0			
	Traditional bus/coach	3	>19.0			
5	single unit truck/bus - dual rear axle	2	14.9 - 20.0			<3.5
6	3 axle truck	3		<18.0		
7	4 axle truck	4				
8	2S1	3		>18.0		
	2S2	4		>5.0	>3.5	
	3S1	4		<5.0	>10.0	
9	3S2	5		<6.1		3.5 - 8.0
	5 axle combination	5				
10	6 axle combination	6			3.5 - 5.0	
	3S3	6				
11	2S1-2	5		>6.0		
12	3S1-2	6				
13	truck	7 or more				

Direction	Recorded 85%ile speed		survey weather conditions	Wet weather design speed (with adjustment where appropriate)			Criteria	reaction time	deceleration rate
	mph	kph		mph	kph	m/s		s	m/s ²
Channel: Northbound	52.1	83.9	dry	49.6	79.9	22.2	MfS	1.5	4.4
Channel: Southbound	54.3	87.4	dry	51.8	83.4	23.2	MfS	1.5	4.4

gradient	stopping sight distance	bonnet adjusted SSD
%	m	m
0.0	89.0	91.4
0.0	95.5	97.9

Annual report for 2019 for SiteId : 14416

Month	24hr ADT	24hr %>6.6m	24hr AWT	24hr %>6.6m	18hr ADT	18hr %>6.6m
Jan	5741	50.5	6910	52	5266	50.3
Feb	5924	52.1	7313	53.9	5401	51.9
Mar	6170	50.8	7849	53.2	5587	50.6
Apr	5422	50.4	6598	52.1	4984	50.2
May	5462	46.1	6519	47.8	5037	45.8
Jun	5306	43.1	6676	45.9	4848	42.9
Jul	4824	45.3	5865	47.2	4433	45.1
Dec	2522	41	2898	42.8	2268	40
Avg	5171	47.4	6328	49.3	4728	47.1
Site Hours	3152					
Number of Hours (days)	135					
1a. AADF (One way - 12 hr)	4003					
1b. AADF (One way - 16 hr)	4622					
1c. AADF (One way - 18 hr)	4728					
2a. AAWF (One way - 12 hr)	4941					
2b. AAWF (One way - 16 hr)	5694					
2c. AAWF (One way - 18 hr)	5814					
3a. peak daily flow	8320					
3b. peak daily flow date	#####					
3c. peak hourly flow	713					
3d. peak hourly flow date/time	#####					
4a. AADF (Two way) 16 Hr						
4b. AADF (Two way) 24 Hr						
5. CRF						
6. Stress						
7a. % vehicles over (AADF)	47.39%					
7b. % vehicles over (AAWF)	49.35%					

Annual report for 2020 for SiteId : 14416

Month	24hr ADT	24hr %>6.6m	24hr AWT	24hr %>6.6m	18hr ADT	18hr %>6.6m
Jan	4721	48.3	5684	49.8	4317	47.9
Feb	4973	47.7	6273	49.2	4528	47.1
Mar	4881	51.1	6031	52.7	4417	50.7
Apr	3208	55	3842	56.7	2902	55.2
May	3494	48.5	4175	52.3	3191	48.4
Jun	4186	50.8	4962	53	3831	51
Jul	4348	51.6	5182	53.4	3979	51.5
Aug	4121	50.4	5134	53	3749	50.4
Sep	4675	52.2	5709	54.2	4240	52.1
Oct	4771	53.1	5817	55.1	4319	53
Nov	4804	54.4	5829	56.3	4343	54.7
Dec	4474	54.5	5318	56.2	3992	54.5
Avg	4388	51.5	5329	53.5	3984	51.4
Site Hours	8089					
Number of Hours (days)	339					
1a. AADF (One way - 12 hr)	3386					
1b. AADF (One way - 16 hr)	3901					

1c. AADF (One way - 18 hr)	3984
2a. AAWF (One way - 12 hr)	4149
2b. AAWF (One way - 16 hr)	4768
2c. AAWF (One way - 18 hr)	4860
3a. peak daily flow	6828
3b. peak daily flow date	#####
3c. peak hourly flow	725
3d. peak hourly flow date/time	#####
4a. AADF (Two way) 16 Hr	
4b. AADF (Two way) 24 Hr	
5. CRF	
6. Stress	
7a. % vehicles over (AADF)	51.45%
7b. % vehicles over (AAWF)	53.49%

18hr AWT	18hr %>6.6m	16hr ADT	16hr %>6.6m	16hr AWT	16hr %>6.6m	12hr ADT	12hr %>6.6m	12hr AWT	12hr %>6.6m
6371	51.9	5149	50.2	6239	51.7	4502	50.2	5462	51.7
6694	53.8	5283	51.7	6559	53.6	4606	51.7	5724	53.6
7143	53.2	5463	50.5	6993	53	4708	50.8	6037	53.3
6088	52	4877	50.1	5964	51.9	4249	50.4	5208	52.1
6037	47.7	4926	45.7	5910	47.5	4266	46.1	5126	47.8
6142	45.7	4736	42.7	6013	45.5	4041	43.4	5149	46.1
5416	47.1	4335	45.1	5306	47	3731	45.8	4578	47.7
2625	42	2212	40.1	2570	42.1	1924	40.6	2245	42.5
5814	49.2	4622	47	5694	49	4003	47.4	4941	49.4

18hr AWT	18hr %>6.6m	16hr ADT	16hr %>6.6m	16hr AWT	16hr %>6.6m	12hr ADT	12hr %>6.6m	12hr AWT	12hr %>6.6m
5223	49.5	4230	47.8	5127	49.3	3716	47.9	4517	49.4
5748	48.8	4433	47	5640	48.7	3871	47.3	4937	48.9
5483	52.4	4327	50.5	5383	52.2	3752	51.1	4676	52.7
3499	57.1	2843	55.2	3433	57	2458	56.5	2982	58.2
3833	52.5	3125	48.5	3758	52.6	2707	49.6	3264	53.6
4555	53.3	3760	51	4477	53.3	3259	52.1	3890	54.3
4756	53.5	3906	51.7	4673	53.6	3388	52.5	4067	54.3
4693	53.2	3668	50.5	4603	53.2	3177	51.1	3994	53.8
5198	54.3	4151	52.1	5100	54.2	3590	52.5	4424	54.5
5289	55.2	4228	53	5187	55.2	3671	53.3	4511	55.5
5295	56.7	4257	54.7	5198	56.7	3697	55.2	4522	57.1
4758	56.4	3894	54.5	4648	56.3	3353	54.7	4006	56.4
4860	53.6	3901	51.4	4768	53.5	3386	52	4149	54.1

Annual report for 2019 for SiteId : 14418

Month	24hr ADT	24hr %>6.6m	24hr AWT	24hr %>6.6m	18hr ADT	18hr %>6.6m
Jan	5830	50.3	7033	51.8	5304	49
Feb	6131	51.2	7588	53.1	5553	50
Mar	6182	50.3	7901	52.8	5589	49
Apr	5254	49.3	6357	51	4789	48
May	5541	46.9	6660	48.7	5039	45.6
Jun	5440	44.4	6903	47.3	4918	43.2
Jul	5283	46.7	6368	48.5	4817	45.5
Aug	4587	47.4	5652	49.3	4160	46.1
Sep	5200	48.9	6526	50.6	4702	47.4
Oct	5470	50.3	6598	52	4934	49
Nov	5170	47.4	6363	49.1	4678	46
Dec	4299	47.7	5154	49.6	3886	46.2
Avg	5365	48.4	6591	50.3	4864	47.1
Site Hours	4089					
Number of Hours (days)	177					
1a. AADF (One way - 12 hr)	4117					
1b. AADF (One way - 16 hr)	4759					
1c. AADF (One way - 18 hr)	4864					
2a. AAWF (One way - 12 hr)	5095					
2b. AAWF (One way - 16 hr)	5875					
2c. AAWF (One way - 18 hr)	5995					
3a. peak daily flow	8993					
3b. peak daily flow date	#####					
3c. peak hourly flow	828					
3d. peak hourly flow date/time	#####					
4a. AADF (Two way) 16 Hr						
4b. AADF (Two way) 24 Hr						
5. CRF						
6. Stress						
7a. % vehicles over (AADF)	48.38%					
7b. % vehicles over (AAWF)	50.32%					

Annual report for 2020 for SiteId : 14418

Month	24hr ADT	24hr %>6.6m	24hr AWT	24hr %>6.6m	18hr ADT	18hr %>6.6m
Jan	4996	48.3	6025	49.9	4542	47
Feb	5274	47.7	6691	49.4	4787	46.1
Mar	5130	51.8	6356	53.5	4635	50.5
Apr	3391	55.8	4075	57.7	3057	55.4
May	3534	50.9	4397	53.6	3219	50.4
Jun	5518	52.5	6702	54.9	5032	51.6
Jul	6212	53	7648	55	5672	52
Avg	4865	51.4	5984	53.4	4420	50.4
Site Hours	4909					
Number of Hours (days)	205					
1a. AADF (One way - 12 hr)	3786					
1b. AADF (One way - 16 hr)	4338					
1c. AADF (One way - 18 hr)	4420					

2a. AAWF (One way - 12 hr)	4698
2b. AAWF (One way - 16 hr)	5362
2c. AAWF (One way - 18 hr)	5456
3a. peak daily flow	7913
3b. peak daily flow date	#####
3c. peak hourly flow	839
3d. peak hourly flow date/time	#####
4a. AADF (Two way) 16 Hr	
4b. AADF (Two way) 24 Hr	
5. CRF	
6. Stress	
7a. % vehicles over (AADF)	51.42%
7b. % vehicles over (AAWF)	53.42%

18hr AWT	18hr %>6.6m	16hr ADT	16hr %>6.6m	16hr AWT	16hr %>6.6m	12hr ADT	12hr %>6.6m	12hr AWT	12hr %>6.6m
6421	50.5	5187	48.9	6289	50.4	4508	48.6	5476	50.1
6889	51.8	5432	49.9	6749	51.7	4703	49.6	5854	51.5
7164	51.6	5474	49	7024	51.5	4643	49.1	5984	51.6
5814	49.6	4688	48	5699	49.6	4054	47.6	4936	49.2
6076	47.3	4931	45.6	5953	47.3	4258	45.2	5150	46.9
6271	45.9	4800	43.1	6131	45.8	4130	42.9	5298	45.4
5828	47.2	4721	45.6	5717	47.3	4105	45.3	4988	47
5144	48	4067	46.2	5037	48	3515	45.7	4364	47.4
5919	49	4599	47.4	5800	49	3978	46.7	5029	48.2
5971	50.6	4830	49	5853	50.6	4186	48.7	5082	50.3
5772	47.5	4581	45.9	5660	47.4	4002	45.6	4954	47
4680	48	3805	46.2	4593	48	3333	45.7	4036	47.4
5995	48.9	4759	47.1	5875	48.9	4117	46.7	5095	48.5

18hr AWT	18hr %>6.6m	16hr ADT	16hr %>6.6m	16hr AWT	16hr %>6.6m	12hr ADT	12hr %>6.6m	12hr AWT	12hr %>6.6m
5495	48.5	4454	47	5399	48.5	3905	46.5	4744	47.9
6100	47.7	4686	46.1	5980	47.7	4118	45.5	5273	47.1
5764	52.2	4545	50.4	5660	52.1	3955	50	4942	51.7
3689	57.2	2996	55.5	3623	57.3	2579	54.7	3134	56.5
4018	53	3160	50.6	3949	53.2	2732	50.2	3428	52.7
6124	53.9	4948	51.8	6030	54.2	4319	51.8	5287	54.1
7002	54	5577	52.2	6894	54.2	4898	51.9	6078	53.8
5456	52.4	4338	50.5	5362	52.4	3786	50.1	4698	52

Annual report for 2019 for SiteId : 9608

Month	24hr	24hr	24hr	24hr	18hr	18hr
	ADT	%>6.6m	AWT	%>6.6m	ADT	%>6.6m
Jan	6729	42.8	8395	45.2	6205	42.8
Feb	7247	43.4	8559	45.1	6676	43.3
Mar	7198	42.1	9013	45.2	6604	42
Apr	6550	41.3	7945	43.2	6054	41.4
May	6894	39.5	8205	41.4	6390	39.6
Jun	7274	36.7	9104	39.6	6724	36.7
Jul	7143	39.8	8313	41.8	6594	40
Aug	6055	40.4	7312	42.6	5572	40.5
Sep	6546	43.5	8070	46	6018	43.6
Oct	7134	43.7	8508	45.7	6544	43.9
Nov	6790	39.6	8319	41.9	6241	39.6
Dec	5743	38.4	6868	40.8	5261	38.3
Avg	6775	40.9	8217	43.2	6240	41
Site Hours	3696					
Number of Hours (days)	162					
1a. AADF (One way - 12 hr)	5086					
1b. AADF (One way - 16 hr)	6109					
1c. AADF (One way - 18 hr)	6240					
2a. AAWF (One way - 12 hr)	6229					
2b. AAWF (One way - 16 hr)	7450					
2c. AAWF (One way - 18 hr)	7592					
3a. peak daily flow	9519					
3b. peak daily flow date	#####					
3c. peak hourly flow	1244					
3d. peak hourly flow date/time	#####					
4a. AADF (Two way) 16 Hr						
4b. AADF (Two way) 24 Hr						
5. CRF						
6. Stress						
7a. % vehicles over (AADF)	40.93%					
7b. % vehicles over (AAWF)	43.19%					

Annual report for 2020 for SiteId : 9608

Month	24hr	24hr	24hr	24hr	18hr	18hr
	ADT	%>6.6m	AWT	%>6.6m	ADT	%>6.6m
Jan	6678	40.1	7961	41.9	6157	40.3
Feb	7055	38.8	8742	40.7	6475	38.9
Mar	6595	44	8019	45.7	6015	44.3
Apr	3951	50.2	4781	51.6	3570	51.5
May	4715	42.5	5632	46.4	4310	43.3
Jun	6273	41.4	7558	43.5	5765	41.9
Jul	6320	43.3	7529	45.5	5829	43.9
Aug	6141	42.5	7513	45	5648	42.9
Sep	6697	43.8	8185	46.1	6142	44
Oct	6936	45.3	8305	47.4	6362	45.7
Nov	6371	46.6	8278	48.9	5788	47.4
Dec	6230	46.8	7284	48.6	5626	47.4
Avg	6163	43.8	7482	45.9	5640	44.3

Site Hours	8358
Number of Hours (days)	353
1a. AADF (One way - 12 hr)	4643
1b. AADF (One way - 16 hr)	5531
1c. AADF (One way - 18 hr)	5640
2a. AAWF (One way - 12 hr)	5677
2b. AAWF (One way - 16 hr)	6745
2c. AAWF (One way - 18 hr)	6865
3a. peak daily flow	17475
3b. peak daily flow date	#####
3c. peak hourly flow	1376
3d. peak hourly flow date/time	#####
4a. AADF (Two way) 16 Hr	
4b. AADF (Two way) 24 Hr	
5. CRF	
6. Stress	
7a. % vehicles over (AADF)	43.77%
7b. % vehicles over (AAWF)	45.94%

18hr AWT	18hr %>6.6m	16hr ADT	16hr %>6.6m	16hr AWT	16hr %>6.6m	12hr ADT	12hr %>6.6m	12hr AWT	12hr %>6.6m
7765	45.5	6083	42.8	7629	45.3	5168	44.3	6508	46.8
7906	45.1	6547	43.2	7763	45	5531	44.8	6577	46.6
8297	45.3	6465	41.9	8142	45.1	5326	44.4	6756	47.5
7360	43.5	5928	41.4	7222	43.4	4987	43.3	6093	45.3
7628	41.6	6256	39.6	7481	41.5	5201	41.7	6249	43.7
8449	39.7	6589	36.5	8300	39.5	5295	39.8	6755	42.8
7701	42.1	6460	40	7556	42.1	5300	43	6228	45
6753	42.9	5440	40.5	6611	42.9	4495	42.7	5478	45.1
7438	46.3	5893	43.6	7300	46.3	4923	45.5	6114	48.3
7826	46	6405	43.8	7679	45.9	5372	45.7	6458	47.8
7678	42	6108	39.5	7532	41.8	5110	41.3	6320	43.7
6313	40.9	5140	38.3	6185	40.8	4335	39.6	5223	42.2
7592	43.4	6109	40.9	7450	43.3	5086	43	6229	45.4

18hr AWT	18hr %>6.6m	16hr ADT	16hr %>6.6m	16hr AWT	16hr %>6.6m	12hr ADT	12hr %>6.6m	12hr AWT	12hr %>6.6m
7363	42.2	6033	40.2	7230	42.1	5109	41.9	6140	43.8
8049	40.9	6333	38.7	7891	40.8	5296	40.7	6616	42.8
7334	46.2	5899	44.2	7207	46	4936	46.5	6045	48.5
4343	53.1	3503	51.3	4267	53	2962	53.8	3626	55.4
5163	47.5	4228	43.3	5069	47.5	3528	46	4240	50.5
6959	44.2	5653	41.9	6832	44.2	4644	45.2	5639	47.5
6959	46.2	5725	43.8	6848	46.1	4816	46.2	5782	48.5
6925	45.6	5532	42.9	6801	45.5	4656	44.8	5733	47.6
7525	46.5	6028	43.8	7402	46.4	5048	45.7	6217	48.3
7637	48	6247	45.6	7511	47.9	5269	47.3	6339	49.7
7549	50	5690	47.3	7433	49.9	4810	49.2	6308	51.8
6581	49.3	5508	47.2	6450	49.1	4647	48.5	5439	50.5
6865	46.6	5531	44.2	6745	46.5	4643	46.3	5677	48.7

Annual report for 2019 for SiteId : 14826

Month	24hr ADT	24hr %>6.6m	24hr AWT	24hr %>6.6m	18hr ADT	18hr %>6.6m
Jan	5364	50.9	6059	53.6	4853	49
Feb	5619	50.8	6744	54.7	5071	48.9
Mar	5708	49.8	6982	55.1	5141	48
Apr	4913	41.1	5747	43.9	4471	39.2
Aug	5088	47.8	6014	51.5	4612	45.9
Sep	5371	52	6502	56.1	4852	50
Oct	5732	53	6730	56.5	5155	51
Nov	5413	47.6	6488	51.7	4879	45.5
Dec	4737	45.8	5538	49.8	4274	43.5
Avg	5327	48.8	6311	52.5	4812	46.8
Site Hours	3541					
Number of Hours (days)	152					
1a. AADF (One way - 12 hr)	4087					
1b. AADF (One way - 16 hr)	4713					
1c. AADF (One way - 18 hr)	4812					
2a. AAWF (One way - 12 hr)	4849					
2b. AAWF (One way - 16 hr)	5585					
2c. AAWF (One way - 18 hr)	5697					
3a. peak daily flow	7509					
3b. peak daily flow date	#####					
3c. peak hourly flow	667					
3d. peak hourly flow date/time	#####					
4a. AADF (Two way) 16 Hr						
4b. AADF (Two way) 24 Hr						
5. CRF						
6. Stress						
7a. % vehicles over (AADF)	48.75%					
7b. % vehicles over (AAWF)	52.53%					

Annual report for 2020 for SiteId : 14826

Month	24hr ADT	24hr %>6.6m	24hr AWT	24hr %>6.6m	18hr ADT	18hr %>6.6m
Jan	5270	48.8	6153	52	4771	46.6
Feb	5514	47.3	6725	51.1	4984	44.9
Mar	5234	52.6	6312	55.9	4707	50.5
Apr	3472	56.2	4168	58.3	3107	54.7
May	3851	50	4729	53.5	3490	48.4
Jun	5602	52.5	6619	56.4	5088	50.9
Jul	6260	54.5	7403	58.1	5676	53
Aug	5831	52.8	7189	57.5	5280	51.1
Sep	6552	55.9	7891	59.9	5907	54
Oct	6488	56	7939	60.2	5847	54.2
Avg	5407	52.7	6512	56.3	4885	50.8
Site Hours	6880					
Number of Hours (days)	288					
1a. AADF (One way - 12 hr)	4156					
1b. AADF (One way - 16 hr)	4793					
1c. AADF (One way - 18 hr)	4885					

2a. AAWF (One way - 12 hr)	5022
2b. AAWF (One way - 16 hr)	5776
2c. AAWF (One way - 18 hr)	5881
3a. peak daily flow	8119
3b. peak daily flow date	#####
3c. peak hourly flow	744
3d. peak hourly flow date/time	#####
4a. AADF (Two way) 16 Hr	
4b. AADF (Two way) 24 Hr	
5. CRF	
6. Stress	
7a. % vehicles over (AADF)	52.66%
7b. % vehicles over (AAWF)	56.28%

18hr AWT	18hr %>6.6m	16hr ADT	16hr %>6.6m	16hr AWT	16hr %>6.6m	12hr ADT	12hr %>6.6m	12hr AWT	12hr %>6.6m
5480	51.7	4751	49.1	5372	51.8	4134	48.1	4677	50.9
6078	52.8	4962	48.9	5954	52.8	4302	48	5165	52
6283	53.4	5040	48.1	6163	53.5	4325	47.4	5294	52.9
5235	42	4393	39.3	5149	42.1	3810	38.4	4474	41.2
5450	49.6	4515	46	5340	49.7	3890	45.2	4613	48.9
5867	54.1	4751	50.1	5750	54.2	4104	49.1	4978	53.3
6046	54.5	5047	51.1	5925	54.6	4385	50.2	5150	53.8
5843	49.6	4783	45.5	5733	49.7	4183	44.7	5022	48.8
4992	47.4	4180	43.5	4887	47.5	3651	42.5	4275	46.5
5697	50.5	4713	46.9	5585	50.7	4087	45.9	4849	49.8

18hr AWT	18hr %>6.6m	16hr ADT	16hr %>6.6m	16hr AWT	16hr %>6.6m	12hr ADT	12hr %>6.6m	12hr AWT	12hr %>6.6m
5566	49.8	4680	46.7	5465	49.9	4088	45.6	4779	48.7
6075	48.7	4879	45	5950	48.8	4272	43.7	5218	47.5
5674	53.8	4614	50.6	5567	53.9	4004	49.6	4845	53
3738	56.8	3049	54.9	3673	56.9	2586	54	3136	56
4283	51.9	3432	48.6	4215	52.2	2948	47.8	3635	51.1
6005	54.8	5006	51.2	5911	55.2	4331	51.1	5135	54.9
6709	56.6	5573	53.3	6593	56.9	4840	53.1	5744	56.6
6504	55.8	5177	51.3	6383	56	4487	51	5554	55.6
7107	58	5793	54.2	6980	58.2	5029	53.8	6074	57.8
7153	58.4	5736	54.5	7025	58.7	4976	54.1	6104	58.5
5881	54.4	4793	51	5776	54.7	4156	50.4	5022	54

Annual report for 2019 for SiteId : 8562

Month	24hr ADT	24hr %>6.6m	24hr AWT	24hr %>6.6m	18hr ADT	18hr %>6.6m	18hr AWT	18hr %>6.6m	16hr ADT
Jan	11571	16	13002	17.9	10913	15.2	12248	17.1	10738
Feb	12617	15.6	14243	17.9	11922	14.8	13431	17.1	11718
Mar	12827	16.3	14590	19.4	12079	15.4	13696	18.5	11859
Apr	13441	16.7	14984	19.2	12707	15.9	14130	18.4	12491
May	12855	14.8	14263	16.6	12128	14.1	13434	15.9	11913
Jun	13040	14.5	14635	17.4	12280	13.8	13739	16.7	12015
Jul	13646	15.3	15140	17.2	12857	14.6	14231	16.5	12619
Aug	13416	13.6	14911	15.7	12697	13	14082	15.1	12457
Sep	12943	15.3	14453	17.8	12199	14.6	13577	17.1	11985
Oct	13200	15.5	14700	17.4	12429	14.8	13815	16.7	12226
Nov	13162	15	14989	17.2	12385	14.2	14076	16.4	12165
Dec	11402	13.9	12643	15.9	10730	13	11875	15	10518
Avg	12843	15.2	14379	17.5	12110	14.4	13527	16.7	11892
Site Hours	4325								
Number of	186								
1a. AADF (10319								
1b. AADF (11892								
1c. AADF (12110								
2a. AAWF	11527								
2b. AAWF	13305								
2c. AAWF	13527								
3a. peak d	17320								
3b. peak d #####									
3c. peak h	1663								
3d. peak h #####									
4a. AADF (Two way) 16 Hr									
4b. AADF (Two way) 24 Hr									
5. CRF									
6. Stress									
7a. % vehi	15.20%								
7b. % vehi	17.48%								

Annual report for 2020 for SiteId : 8562

Month	24hr ADT	24hr %>6.6m	24hr AWT	24hr %>6.6m	18hr ADT	18hr %>6.6m	18hr AWT	18hr %>6.6m	16hr ADT
Jan	12291	15.1	13764	17	11562	14.4	12923	16.2	11367
Feb	13180	15.1	15299	17.2	12396	14.3	14357	16.5	12195
Mar	11185	17.9	12771	20.4	10444	17.2	11881	19.7	10272
Apr	5282	24.8	6323	26.2	4787	24.5	5737	26	4700
May	7382	18.5	8706	20.9	6833	17.9	8036	20.3	6710
Jun	9575	13.5	10565	15.4	8983	13.1	9876	15	8819
Jul	11006	11.5	11739	13.3	10390	11.1	11038	12.9	10199
Aug	11591	10.4	12638	12.2	10977	10	11916	11.9	10767
Sep	11628	12.1	12631	14	10982	11.7	11883	13.7	10810
Oct	10677	12.5	11737	14	10044	12.1	11004	13.7	9885
Nov	8714	15	10206	16.1	8085	14.7	9456	15.9	7961
Dec	8800	14.3	9796	15.7	8195	13.7	9095	15.2	8049
Avg	10109	15.1	11347	16.9	9473	14.6	10600	16.4	9311

Site Hours	8758
Number of	366
1a. AADF (8003
1b. AADF (9311
1c. AADF (9473
2a. AAWF	8941
2b. AAWF	10435
2c. AAWF (10600
3a. peak d:	15777
3b. peak d #####	
3c. peak h	1614
3d. peak h #####	
4a. AADF (Two way) 16 Hr	
4b. AADF (Two way) 24 Hr	
5. CRF	
6. Stress	
7a. % vehi	15.05%
7b. % vehi	16.87%

16hr %>6.6m	16hr AWT	16hr %>6.6m	12hr ADT	12hr %>6.6m	12hr AWT	12hr %>6.6m
15.2	12072	17.1	9433	15.4	10583	17.4
14.8	13224	17	10271	15	11556	17.4
15.4	13474	18.4	10292	15.7	11661	19
15.9	13911	18.4	10873	16.3	12102	18.8
14.1	13219	15.9	10314	14.5	11435	16.4
13.9	13481	16.8	10226	14.5	11484	17.6
14.5	13985	16.5	10793	15.1	11956	17.3
13	13839	15.1	10714	13.5	11912	15.7
14.6	13358	17.2	10417	15	11587	17.7
14.8	13611	16.7	10675	15.2	11868	17.2
14.1	13843	16.3	10618	14.4	12031	16.8
13	11654	15	9207	13	10154	15.2
14.4	13305	16.7	10319	14.8	11527	17.2

16hr %>6.6m	16hr AWT	16hr %>6.6m	12hr ADT	12hr %>6.6m	12hr AWT	12hr %>6.6m
14.4	12729	16.2	9928	14.6	11080	16.6
14.3	14153	16.5	10593	14.7	12238	17
17.2	11703	19.7	8863	17.7	10056	20.4
24.5	5645	25.9	3988	25.7	4814	27.2
17.9	7909	20.3	5697	18.8	6715	21.4
13.1	9711	15	7465	13.9	8207	16.1
11.1	10853	12.9	8696	11.7	9230	13.8
9.9	11705	11.9	9210	10.4	9965	12.5
11.7	11710	13.7	9305	12.2	10037	14.3
12.1	10843	13.7	8564	12.5	9340	14.3
14.6	9324	15.8	6792	15.3	7951	16.7
13.5	8942	15.1	6935	13.8	7668	15.5
14.5	10435	16.4	8003	15.1	8941	17.2

Annual report for 2019 for SiteId : 8563

Month	24hr ADT	24hr %>6.6m	24hr AWT	24hr %>6.6m	18hr ADT	18hr %>6.6m	
Jan	11470		16	12911	17.9	10969	15.4
Feb	12600		15.7	14173	17.9	12078	15.1
Mar	12640		15.9	14427	18.8	12093	15.3
Apr	12779		15.6	14400	17.6	12254	15
May	12770		14.9	14189	16.7	12232	14.4
Jun	12960		14.7	14715	17.5	12351	14.2
Jul	13524		15.3	15060	17.1	12938	14.8
Aug	13435		13.9	14945	16.1	12897	13.4
Sep	12904		15.5	14556	17.9	12372	15
Oct	13121		15.6	14666	17.5	12573	15.1
Nov	12932		15	14732	17.2	12381	14.3
Dec	11312		14.1	12477	16.1	10808	13.3
Avg	12703		15.2	14270	17.4	12162	14.6
Site Hours	4316						
Number of Hours (days)	186						
1a. AADF (One way - 12 hr)	10474						
1b. AADF (One way - 16 hr)	11893						
1c. AADF (One way - 18 hr)	12162						
2a. AAWF (One way - 12 hr)	11830						
2b. AAWF (One way - 16 hr)	13404						
2c. AAWF (One way - 18 hr)	13681						
3a. peak daily flow	16145						
3b. peak daily flow date	#####						
3c. peak hourly flow	1625						
3d. peak hourly flow date/time	#####						
4a. AADF (Two way) 16 Hr							
4b. AADF (Two way) 24 Hr							
5. CRF							
6. Stress							
7a. % vehicles over (AADF)	15.18%						
7b. % vehicles over (AAWF)	17.36%						

Annual report for 2020 for SiteId : 8563

Month	24hr ADT	24hr %>6.6m	24hr AWT	24hr %>6.6m	18hr ADT	18hr %>6.6m	
Jan	12093		15.1	13482	17	11599	14.5
Feb	12685		15.1	14705	17.2	12156	14.4
Mar	10767		18.1	12351	20.4	10276	17.4
Apr	5097		24.9	6093	26.2	4759	24.1
May	6988		18.8	8482	20.9	6635	18
Jun	10747		18.2	12042	20.6	10280	17.6
Jul	12586		17	13763	19.5	12080	16.4
Aug	12869		15.1	14418	17.8	12374	14.5
Sep	13017		17.4	14608	19.9	12495	16.7
Oct	12309		18.2	13892	20.3	11783	17.5
Nov	10383		21.3	12310	22.9	9862	20.7
Dec	9761		18.4	11014	20.3	9296	17.8
Avg	10775		18.1	12263	20.2	10299	17.5

Site Hours	8758
Number of Hours (days)	366
1a. AADF (One way - 12 hr)	8941
1b. AADF (One way - 16 hr)	10108
1c. AADF (One way - 18 hr)	10299
2a. AAWF (One way - 12 hr)	10212
2b. AAWF (One way - 16 hr)	11524
2c. AAWF (One way - 18 hr)	11728
3a. peak daily flow	17669
3b. peak daily flow date	#####
3c. peak hourly flow	1578
3d. peak hourly flow date/time	#####
4a. AADF (Two way) 16 Hr	
4b. AADF (Two way) 24 Hr	
5. CRF	
6. Stress	
7a. % vehicles over (AADF)	18.12%
7b. % vehicles over (AAWF)	20.22%

18hr AWT	18hr %>6.6m	16hr ADT	16hr %>6.6m	16hr AWT	16hr %>6.6m	12hr ADT	12hr %>6.6m	12hr AWT	12hr %>6.6m
12367	17.3	10737	15.4	12124	17.3	9513	15.3	10767	17.3
13599	17.4	11823	15.1	13333	17.4	10493	15	11843	17.3
13819	18.2	11844	15.3	13562	18.2	10467	15.2	12008	18.1
13815	17	11996	15.1	13543	17.1	10591	15.1	11969	17.1
13609	16.1	11967	14.4	13340	16.2	10504	14.4	11731	16.3
14045	17.1	12079	14.3	13767	17.1	10584	14.4	12079	17.3
14433	16.7	12660	14.8	14150	16.7	11120	14.9	12468	16.8
14370	15.6	12619	13.5	14086	15.7	11069	13.6	12381	15.8
13974	17.5	12105	15.1	13696	17.5	10650	15.2	12089	17.7
14076	17	12267	15.2	13764	17.1	10781	15.3	12143	17.3
14128	16.6	12082	14.4	13824	16.6	10645	14.4	12208	16.7
11943	15.4	10538	13.3	11665	15.4	9272	13.2	10278	15.3
13681	16.8	11893	14.7	13404	16.9	10474	14.7	11830	16.9

18hr AWT	18hr %>6.6m	16hr ADT	16hr %>6.6m	16hr AWT	16hr %>6.6m	12hr ADT	12hr %>6.6m	12hr AWT	12hr %>6.6m
12943	16.4	11344	14.6	12681	16.4	10055	14.5	11287	16.3
14120	16.5	11897	14.5	13846	16.6	10531	14.4	12287	16.6
11793	19.7	10076	17.4	11580	19.8	8889	17.4	10237	19.9
5710	25.5	4675	24.1	5616	25.5	4026	24.5	4867	25.9
8054	20.2	6525	18	7930	20.2	5734	18	6989	20.2
11520	20	10107	17.6	11335	20	8951	17.7	10055	20.3
13200	18.9	11862	16.4	12972	19	10545	16.5	11527	19.2
13863	17.2	12139	14.5	13614	17.3	10751	14.5	12066	17.4
14019	19.3	12274	16.7	13791	19.3	10874	16.8	12226	19.5
13299	19.6	11565	17.5	13066	19.7	10261	17.6	11608	19.8
11721	22.3	9699	20.6	11538	22.2	8597	20.7	10259	22.4
10496	19.7	9134	17.7	10322	19.6	8078	17.6	9136	19.6
11728	19.6	10108	17.5	11524	19.6	8941	17.5	10212	19.7

27397		IMMINGHAM								
		JANUARY 2023			Posted Speed Limit (PSL)	Total Vehicles	5 Day Ave.	7 Day Ave.	Average 85%ile Speed	Average Mean Speed
Site	Location	Direction	Start Date	End Date						
Site No: 27397001	Site 1 - Laporte Road (att to tree) TA 21379 14885	Channel: Northbound	Mon 16-Jan-23	Sun 22-Jan-23	60	12314	2205	1759	47.9	41.8
		Channel: Southbound	Mon 16-Jan-23	Sun 22-Jan-23		12425	2237	1775	50.4	42.9

3534
3751

27397		IMMINGHAM				Posted Speed Limit (PSL)	HGVS 7 Day
Site	Location	Direction	Start Date	End Date			
Site No: 27397001	Site 1 - Laporte Road (att to tree) TA 21379 14885	Channel: Northbound	Mon 16-Jan-23	Sun 22-Jan-23	60	283	
		Channel: Southbound	Mon 16-Jan-23	Sun 22-Jan-23		300	
						583	16%
						618.7	

27397		IMMINGHAM				Site No: 27397001		Location		Site 1 - Laporte Road (att to tree)						
Channel: Northbound																
TIME PERIOD	TOTAL VEHICLES	MOTOR-CYCLES	CARS OR CAR-BASED LGV	LIGHT GOODS VEHICLES	BUSES	TWO AXLE, SIX TYRE, RIGID/BUSES	THREE AXLE RIGID	FOUR OR MORE AXLE RIGID	FOUR OR LESS AXLE ARTIC	FIVE AXLE ARTIC	SIX OR MORE AXLE ARTIC	FIVE OR LESS AXLE MULTI-TRAILER ARTIC	SIX AXLE MULTI-TRAILER ARTIC	SEVEN OR MORE AXLE ARTIC		
Mon 16-Jan-23																
00:00	0	0	0	0	0	0	0	0	0	0	0	0	0	0	0	
00:15	4	0	3	1	0	0	0	0	0	0	0	0	0	0	0	
00:30	4	1	3	0	0	0	0	0	0	0	0	0	0	0	0	
00:45	0	0	0	0	0	0	0	0	0	0	0	0	0	0	0	
01:00	1	0	1	0	0	0	0	0	0	0	0	0	0	0	0	
01:15	2	0	1	0	0	0	0	0	0	0	0	0	1	0	0	
01:30	0	0	0	0	0	0	0	0	0	0	0	0	0	0	0	
01:45	0	0	0	0	0	0	0	0	0	0	0	0	0	0	0	
02:00	0	0	0	0	0	0	0	0	0	0	0	0	0	0	0	
02:15	5	0	2	3	0	0	0	0	0	0	0	0	0	0	0	
02:30	1	0	0	1	0	0	0	0	0	0	0	0	0	0	0	
02:45	4	0	1	3	0	0	0	0	0	0	0	0	0	0	0	
03:00	8	0	4	2	0	0	0	0	0	0	0	2	0	0	0	
03:15	7	0	2	3	0	0	1	0	0	0	0	1	0	0	0	
03:30	5	0	0	4	0	0	0	0	0	0	0	1	0	0	0	
03:45	4	0	0	1	0	0	0	0	0	0	0	3	0	0	0	
04:00	4	1	1	2	0	0	0	0	0	0	0	0	0	0	0	
04:15	18	0	5	9	0	0	0	0	1	0	1	1	0	1	1	
04:30	16	0	3	9	0	0	0	0	2	0	0	2	0	0	0	
04:45	17	0	10	4	0	1	1	0	0	0	0	1	0	0	0	
05:00	23	1	17	4	0	0	0	0	0	0	1	0	0	0	0	
05:15	55	3	43	8	0	0	0	0	0	0	1	0	0	0	0	
05:30	57	2	42	7	0	0	1	0	1	0	0	4	0	0	0	
05:45	63	3	47	9	0	0	1	0	0	0	1	2	0	0	0	

TIME PERIOD	TOTAL VEHICLES	MOTOR-CYCLES	CARS OR CAR-BASED LGV	LIGHT GOODS VEHICLES	BUSES	TWO AXLE, SIX TYRE, RIGID/BUSES	THREE AXLE RIGID	FOUR OR MORE AXLE RIGID	FOUR OR LESS AXLE ARTIC	FIVE AXLE ARTIC	SIX OR MORE AXLE ARTIC	FIVE OR LESS AXLE MULTI-TRAILER ARTIC	SIX AXLE MULTI-TRAILER ARTIC	SEVEN OR MORE AXLE ARTIC
06:00	34	2	16	11	0	0	0	0	0	0	3	2	0	0
06:15	51	1	39	5	0	0	0	0	1	0	2	3	0	0
06:30	62	1	41	14	0	0	2	0	0	0	0	4	0	0
06:45	61	1	44	9	0	0	1	0	1	0	0	5	0	0
07:00	49	0	34	5	0	1	0	0	0	1	2	6	0	0
07:15	83	0	63	11	1	0	2	0	1	0	1	4	0	0
07:30	76	3	61	7	0	0	0	0	0	0	2	3	0	0
07:45	69	1	53	11	0	1	0	0	0	0	1	2	0	0
08:00	61	0	45	11	1	0	1	0	1	0	0	2	0	0
08:15	51	1	36	10	0	0	2	0	1	0	0	1	0	0
08:30	63	0	46	13	0	0	0	0	1	0	1	2	0	0
08:45	60	0	37	16	1	0	0	0	0	1	2	3	0	0
09:00	23	0	13	4	0	2	0	0	0	1	2	1	0	0
09:15	35	0	21	8	2	0	1	0	1	0	0	1	0	1
09:30	23	0	9	8	0	0	2	0	1	0	1	2	0	0
09:45	28	1	10	10	0	0	1	0	0	0	2	4	0	0
10:00	27	0	15	9	0	0	0	0	0	0	2	1	0	0
10:15	32	1	16	7	0	1	1	0	0	0	4	2	0	0
10:30	30	0	10	14	0	0	1	0	1	0	2	2	0	0
10:45	33	0	16	11	1	0	1	0	0	0	1	3	0	0
11:00	26	0	10	11	0	0	0	0	1	0	3	1	0	0
11:15	27	1	12	5	0	0	1	0	1	0	2	5	0	0
11:30	39	0	24	9	1	1	0	0	2	0	0	1	0	1
11:45	32	1	18	11	0	0	0	0	0	1	0	1	0	0

27397 IMMINGHAM Site No: 27397001 Location Site 1 - Laporte Road (att to tree)
 Channel: Northbound

TIME PERIOD	TOTAL VEHICLES	MOTOR-CYCLES	CARS OR CAR-BASED LGV	LIGHT GOODS VEHICLES	BUSES	TWO AXLE, SIX TYRE, RIGID/BUSES	THREE AXLE RIGID	FOUR OR MORE AXLE RIGID	FOUR OR LESS AXLE ARTIC	FIVE AXLE ARTIC	SIX OR MORE AXLE ARTIC	FIVE OR LESS AXLE MULTI-TRAILER ARTIC	SIX AXLE MULTI-TRAILER ARTIC	SEVEN OR MORE AXLE ARTIC	
Mon 16-Jan-23															
12:00	19	0	11	3	0	0	2	0	0	0	1	2	0	0	
12:15	18	0	7	6	0	0	0	0	1	0	1	2	0	1	
12:30	28	1	13	9	0	0	0	0	1	0	1	3	0	0	
12:45	24	0	13	6	0	0	0	0	0	1	4	0	0	0	
13:00	40	0	24	8	0	0	1	0	0	0	3	4	0	0	
13:15	30	0	17	10	0	0	1	0	0	0	0	0	0	2	
13:30	29	0	18	4	0	0	0	0	1	0	2	4	0	0	
13:45	23	0	9	7	0	0	1	0	2	0	4	0	0	0	
14:00	21	0	6	9	0	1	0	0	2	0	1	1	0	1	
14:15	29	1	13	7	1	0	1	0	1	0	1	4	0	0	
14:30	32	2	19	5	0	0	2	0	0	0	0	2	0	2	
14:45	29	1	15	9	0	0	0	0	0	0	0	4	0	0	
15:00	29	1	12	6	0	0	0	0	1	1	1	5	0	2	
15:15	37	0	17	6	0	0	1	0	3	0	5	5	0	0	
15:30	16	0	7	4	0	0	0	0	1	0	3	1	0	0	
15:45	27	1	12	1	0	0	1	0	0	0	5	6	0	1	
16:00	21	0	15	4	0	0	0	0	0	0	0	2	0	0	
16:15	31	1	21	3	0	1	0	0	0	0	2	3	0	0	
16:30	30	0	23	1	0	0	0	0	1	0	0	4	0	1	
16:45	27	0	16	5	0	1	1	0	1	1	0	2	0	0	
17:00	30	0	24	5	0	0	0	0	0	0	1	0	0	0	
17:15	31	1	23	4	1	0	0	0	0	0	0	2	0	0	
17:30	13	0	8	1	0	0	0	0	0	0	1	3	0	0	
17:45	16	0	11	2	0	1	0	0	0	0	0	2	0	0	

27397 IMMINGHAM Site No: 27397001 Location Site 1 - Laporte Road (att to tree)
Channel: Northbound

TIME PERIOD	TOTAL VEHICLES	MOTOR-CYCLES	CARS OR CAR-BASED LGV	LIGHT GOODS VEHICLES	BUSES	TWO AXLE, SIX TYRE, RIGID/BUSES	THREE AXLE RIGID	FOUR OR MORE AXLE RIGID	FOUR OR LESS AXLE ARTIC	FIVE AXLE ARTIC	SIX OR MORE AXLE ARTIC	FIVE OR LESS AXLE MULTI-TRAILER ARTIC	SIX AXLE MULTI-TRAILER ARTIC	SEVEN OR MORE AXLE ARTIC
18:00	12	0	7	0	0	0	0	0	0	0	2	3	0	0
18:15	16	0	16	0	0	0	0	0	0	0	0	0	0	0
18:30	6	0	6	0	0	0	0	0	0	0	0	0	0	0
18:45	6	0	3	0	0	0	0	0	2	0	0	1	0	0
19:00	10	0	8	2	0	0	0	0	0	0	0	0	0	0
19:15	9	0	4	2	0	0	1	0	0	0	0	2	0	0
19:30	6	0	5	1	0	0	0	0	0	0	0	0	0	0
19:45	5	0	5	0	0	0	0	0	0	0	0	0	0	0
20:00	3	0	3	0	0	0	0	0	0	0	0	0	0	0
20:15	7	0	7	0	0	0	0	0	0	0	0	0	0	0
20:30	10	0	5	2	0	0	0	0	0	0	0	3	0	0
20:45	2	0	1	0	0	0	0	0	0	0	0	1	0	0
21:00	3	0	2	1	0	0	0	0	0	0	0	0	0	0
21:15	3	0	3	0	0	0	0	0	0	0	0	0	0	0
21:30	9	0	6	1	0	0	1	0	0	0	1	0	0	0
21:45	6	0	4	1	0	0	0	0	0	0	0	1	0	0
22:00	2	0	2	0	0	0	0	0	0	0	0	0	0	0
22:15	2	0	2	0	0	0	0	0	0	0	0	0	0	0
22:30	2	0	1	0	0	0	0	0	0	0	0	1	0	0
22:45	2	0	1	0	0	0	0	0	0	0	1	0	0	0
23:00	2	0	1	0	0	0	0	0	0	0	0	1	0	0
23:15	2	0	2	0	0	0	0	0	0	0	0	0	0	0
23:30	3	0	2	0	0	0	0	0	1	0	0	0	0	0
23:45	1	0	1	0	0	0	0	0	0	0	0	0	0	0
12H,7-19	1537	18	935	316	9	10	24	0	28	7	66	112	0	12
16H,6-22	1818	23	1128	365	9	10	29	0	30	7	72	133	0	12
18H,6-24	1834	23	1140	365	9	10	29	0	31	7	73	135	0	12
24H,0-24	2132	34	1325	435	9	11	33	0	35	7	77	153	0	13

27397 IMMINGHAM Site No: 27397001 Location Site 1 - Laporte Road (att to tree)
 Channel: Northbound

TIME PERIOD	TOTAL VEHICLES	MOTOR-CYCLES	CARS OR CAR-BASED LGV	LIGHT GOODS VEHICLES	BUSES	TWO AXLE, SIX TYRE, RIGID/BUSES	THREE AXLE RIGID	FOUR OR MORE AXLE RIGID	FOUR OR LESS AXLE ARTIC	FIVE AXLE ARTIC	SIX OR MORE AXLE ARTIC	FIVE OR LESS AXLE MULTI-TRAILER ARTIC	SIX AXLE MULTI-TRAILER ARTIC	SEVEN OR MORE AXLE ARTIC	
Tue 17-Jan-23															
00:00	2	0	1	0	0	1	0	0	0	0	0	0	0	0	
00:15	2	0	2	0	0	0	0	0	0	0	0	0	0	0	
00:30	1	0	1	0	0	0	0	0	0	0	0	0	0	0	
00:45	1	0	0	0	0	0	0	0	0	0	0	1	0	0	
01:00	1	0	0	0	0	0	0	0	0	0	0	1	0	0	
01:15	2	0	1	0	0	0	1	0	0	0	0	0	0	0	
01:30	1	0	1	0	0	0	0	0	0	0	0	0	0	0	
01:45	1	0	0	0	0	0	0	0	0	0	1	0	0	0	
02:00	2	0	1	0	0	0	0	0	0	0	0	1	0	0	
02:15	0	0	0	0	0	0	0	0	0	0	0	0	0	0	
02:30	0	0	0	0	0	0	0	0	0	0	0	0	0	0	
02:45	1	0	0	1	0	0	0	0	0	0	0	0	0	0	
03:00	0	0	0	0	0	0	0	0	0	0	0	0	0	0	
03:15	4	0	2	1	0	0	0	0	0	0	0	1	0	0	
03:30	1	0	0	1	0	0	0	0	0	0	0	0	0	0	
03:45	3	0	1	2	0	0	0	0	0	0	0	0	0	0	
04:00	2	1	0	1	0	0	0	0	0	0	0	0	0	0	
04:15	8	0	2	2	0	0	1	0	1	0	0	2	0	0	
04:30	10	0	4	5	0	0	0	0	0	0	1	0	0	0	
04:45	20	1	13	4	0	1	0	0	0	0	0	1	0	0	
05:00	26	0	22	3	0	0	0	0	0	0	0	1	0	0	
05:15	53	2	42	6	0	0	2	0	0	0	1	0	0	0	
05:30	57	2	48	2	0	0	0	0	0	1	4	0	0	0	
05:45	55	2	45	2	0	0	0	0	1	0	1	4	0	0	

27397 IMMINGHAM Site No: 27397001 Location Site 1 - Laporte Road (att to tree)
 Channel: Northbound

TIME PERIOD	TOTAL VEHICLES	MOTOR-CYCLES	CARS OR		LIGHT GOODS VEHICLES	BUSES	TWO AXLE, SIX TYRE, RIGID/BUSES	THREE AXLE RIGID	FOUR OR	FOUR OR	FIVE AXLE ARTIC	SIX OR	FIVE OR LESS AXLE MULTI-TRAILER ARTIC	SIX AXLE MULTI-TRAILER ARTIC	SEVEN OR MORE AXLE ARTIC
			MORE AXLE RIGID	LESS AXLE ARTIC					MORE AXLE ARTIC						
06:00	37	2	19	11	0	0	0	0	0	0	0	3	2	0	0
06:15	60	2	38	10	0	0	1	0	1	0	1	1	7	0	0
06:30	57	1	42	8	0	0	0	0	0	0	1	2	3	0	0
06:45	65	0	48	8	0	0	0	0	1	0	2	6	0	0	0
07:00	63	0	45	13	0	0	1	0	0	0	1	3	0	0	0
07:15	61	1	49	10	0	0	0	0	0	0	0	1	0	0	0
07:30	73	2	55	10	0	1	0	0	0	0	3	2	0	0	0
07:45	89	0	70	12	1	0	1	0	0	0	1	3	0	1	1
08:00	57	0	43	11	0	0	0	0	0	0	2	1	0	0	0
08:15	77	0	54	13	0	0	2	0	1	0	2	4	0	1	1
08:30	50	0	33	6	1	1	3	0	0	0	3	3	0	0	0
08:45	53	1	42	6	0	0	1	0	0	0	1	2	0	0	0
09:00	29	0	18	4	0	0	3	0	0	0	2	2	0	0	0
09:15	27	0	12	10	1	0	0	0	1	0	1	2	0	0	0
09:30	34	0	16	8	1	2	0	0	0	0	5	2	0	0	0
09:45	17	0	9	5	0	0	1	0	1	0	0	1	0	0	0
10:00	27	1	7	13	0	1	0	0	0	0	2	2	0	1	1
10:15	24	0	15	4	0	0	0	0	1	0	0	2	0	2	2
10:30	27	0	12	11	0	0	0	0	0	0	1	1	0	2	2
10:45	30	0	14	10	0	1	0	0	1	0	3	1	0	0	0
11:00	33	0	16	7	0	0	1	0	1	0	2	6	0	0	0
11:15	31	0	5	11	1	0	2	0	0	0	4	7	0	1	1
11:30	30	0	18	7	0	0	0	0	0	0	3	1	0	1	1
11:45	31	0	21	4	0	0	1	0	0	0	2	3	0	0	0

27397 IMMINGHAM Site No: 27397001 Location Site 1 - Laporte Road (att to tree)
 Channel: Northbound

TIME PERIOD	TOTAL VEHICLES	MOTOR-CYCLES	CARS OR CAR-BASED LGV	LIGHT GOODS VEHICLES	BUSES	TWO AXLE, SIX TYRE, RIGID/BUSES	THREE AXLE RIGID	FOUR OR MORE AXLE RIGID	FOUR OR LESS AXLE ARTIC	FIVE AXLE ARTIC	SIX OR MORE AXLE ARTIC	FIVE OR LESS AXLE MULTI-TRAILER ARTIC	SIX AXLE MULTI-TRAILER ARTIC	SEVEN OR MORE AXLE ARTIC	
Tue 17-Jan-23															
12:00	28	0	15	4	0	0	0	0	1	0	1	7	0	0	
12:15	34	0	18	8	0	0	2	0	0	0	4	2	0	0	
12:30	39	1	22	8	0	0	1	0	0	0	3	3	0	1	
12:45	16	0	7	3	1	0	0	0	0	0	2	1	0	2	
13:00	25	0	14	8	0	0	0	0	0	0	2	1	0	0	
13:15	32	0	21	2	0	1	0	0	0	0	3	5	0	0	
13:30	38	0	23	6	0	0	1	0	0	0	4	3	0	1	
13:45	40	0	16	10	1	1	2	0	1	0	5	4	0	0	
14:00	37	0	18	12	0	0	0	0	0	0	3	3	0	1	
14:15	41	1	19	9	0	0	1	0	0	0	6	4	0	1	
14:30	32	1	7	8	0	1	1	0	2	0	5	6	0	1	
14:45	27	0	16	3	0	0	0	0	0	0	3	5	0	0	
15:00	33	0	19	4	1	0	0	0	1	0	2	2	0	4	
15:15	40	1	19	8	0	0	0	0	0	0	6	4	0	2	
15:30	27	0	13	5	0	0	1	0	1	0	1	4	0	2	
15:45	18	0	7	4	0	0	2	0	1	0	2	2	0	0	
16:00	44	1	31	4	0	0	2	0	0	0	2	1	0	3	
16:15	23	0	15	2	0	1	1	0	0	0	1	2	0	1	
16:30	42	0	34	3	0	0	0	0	0	1	3	1	0	0	
16:45	26	0	19	0	0	1	0	0	0	0	0	5	0	1	
17:00	27	0	23	3	0	0	0	0	0	0	0	0	0	1	
17:15	26	0	20	0	0	1	0	0	1	0	3	0	0	1	
17:30	29	0	24	2	0	0	0	0	0	0	1	2	0	0	
17:45	20	0	13	4	0	1	0	0	0	0	1	1	0	0	

27397 IMMINGHAM Site No: 27397001 Location Site 1 - Laporte Road (att to tree)
 Channel: Northbound

TIME PERIOD	TOTAL VEHICLES	MOTOR-CYCLES	CARS OR CAR-BASED LGV	LIGHT GOODS VEHICLES	BUSES	TWO AXLE, SIX TYRE, RIGID/BUSES	THREE AXLE RIGID	FOUR OR MORE AXLE RIGID	FOUR OR LESS AXLE ARTIC	FIVE AXLE ARTIC	SIX OR MORE AXLE ARTIC	FIVE OR LESS AXLE MULTI-TRAILER ARTIC	SIX AXLE MULTI-TRAILER ARTIC	SEVEN OR MORE AXLE ARTIC
18:00	8	0	4	0	0	0	0	0	0	0	1	2	0	1
18:15	16	0	13	0	0	0	2	0	1	0	0	0	0	0
18:30	17	0	15	1	0	0	0	0	0	0	0	1	0	0
18:45	12	0	9	3	0	0	0	0	0	0	0	0	0	0
19:00	3	0	3	0	0	0	0	0	0	0	0	0	0	0
19:15	5	0	2	2	0	0	0	0	0	0	0	0	0	1
19:30	7	0	7	0	0	0	0	0	0	0	0	0	0	0
19:45	6	0	4	2	0	0	0	0	0	0	0	0	0	0
20:00	7	0	4	1	0	0	1	0	0	0	1	0	0	0
20:15	4	0	3	0	0	0	0	0	0	0	0	1	0	0
20:30	12	0	9	1	0	0	1	0	0	0	1	0	0	0
20:45	3	0	3	0	0	0	0	0	0	0	0	0	0	0
21:00	8	0	5	1	0	0	0	0	0	0	2	0	0	0
21:15	9	0	9	0	0	0	0	0	0	0	0	0	0	0
21:30	8	0	8	0	0	0	0	0	0	0	0	0	0	0
21:45	8	0	7	0	0	0	0	0	0	0	0	1	0	0
22:00	6	0	2	0	0	0	0	0	0	0	1	2	0	1
22:15	7	0	7	0	0	0	0	0	0	0	0	0	0	0
22:30	3	0	1	0	0	0	0	0	0	0	0	0	0	2
22:45	4	0	2	1	0	0	0	0	0	0	0	1	0	0
23:00	1	0	0	0	0	0	0	0	0	0	0	0	0	1
23:15	2	0	1	1	0	0	0	0	0	0	0	0	0	0
23:30	1	0	1	0	0	0	0	0	0	0	0	0	0	0
23:45	2	0	0	0	0	0	0	0	0	0	1	0	0	1
12H,7-19	1660	10	1028	299	8	13	32	0	15	1	102	120	0	32
16H,6-22	1959	15	1239	343	8	13	35	0	17	2	114	140	0	33
18H,6-24	1985	15	1253	345	8	13	35	0	17	2	116	143	0	38
24H,0-24	2238	23	1439	375	8	15	39	0	19	3	124	155	0	38

27397		IMMINGHAM				Site No: 27397001		Location Site 1 - Laporte Road (att to tree)							
Channel: Northbound															
TIME PERIOD	TOTAL VEHICLES	MOTOR-CYCLES	CARS OR CAR-BASED LGV	LIGHT GOODS VEHICLES	BUSES	TWO AXLE, SIX TYRE, RIGID/BUSES	THREE AXLE RIGID	FOUR OR MORE AXLE RIGID	FOUR OR LESS AXLE ARTIC	FIVE AXLE ARTIC	SIX OR MORE AXLE ARTIC	FIVE OR LESS AXLE MULTI-TRAILER ARTIC	SIX AXLE MULTI-TRAILER ARTIC	SEVEN OR MORE AXLE ARTIC	
Wed 18-Jan-23															
00:00	2	0	1	0	0	1	0	0	0	0	0	0	0	0	0
00:15	3	0	2	1	0	0	0	0	0	0	0	0	0	0	0
00:30	1	0	0	0	0	0	0	0	0	0	1	0	0	0	0
00:45	0	0	0	0	0	0	0	0	0	0	0	0	0	0	0
01:00	1	0	0	0	0	0	0	0	0	0	0	1	0	0	0
01:15	1	0	0	0	0	0	0	0	0	0	1	0	0	0	0
01:30	1	0	0	0	0	0	0	0	0	0	1	0	0	0	0
01:45	1	0	1	0	0	0	0	0	0	0	0	0	0	0	0
02:00	1	0	0	0	0	0	0	0	0	0	0	1	0	0	0
02:15	1	0	1	0	0	0	0	0	0	0	0	0	0	0	0
02:30	1	0	1	0	0	0	0	0	0	0	0	0	0	0	0
02:45	0	0	0	0	0	0	0	0	0	0	0	0	0	0	0
03:00	3	0	1	0	0	0	0	0	0	0	0	2	0	0	0
03:15	3	0	0	1	0	0	0	0	0	0	1	1	0	0	0
03:30	3	0	2	1	0	0	0	0	0	0	0	0	0	0	0
03:45	7	0	4	2	0	0	1	0	0	0	0	0	0	0	0
04:00	3	0	1	0	0	0	0	0	0	0	0	2	0	0	0
04:15	9	1	0	4	0	1	0	0	2	0	0	1	0	0	0
04:30	10	0	6	1	0	0	1	0	1	0	0	1	0	0	0
04:45	19	1	13	3	0	0	0	0	0	0	0	2	0	0	0
05:00	26	0	19	5	0	1	0	0	0	0	0	1	0	0	0
05:15	51	2	39	4	0	0	0	0	0	0	1	5	0	0	0
05:30	73	2	60	4	0	0	0	0	1	0	4	2	0	0	0
05:45	54	1	41	7	0	0	1	0	2	0	0	2	0	0	0

TIME PERIOD	TOTAL VEHICLES	MOTOR-CYCLES	CARS OR CAR-BASED LGV	LIGHT GOODS VEHICLES	BUSES	TWO AXLE, SIX TYRE, RIGID/BUSES	THREE AXLE RIGID	FOUR OR MORE AXLE RIGID	FOUR OR LESS AXLE ARTIC	FIVE AXLE ARTIC	SIX OR MORE AXLE ARTIC	FIVE OR LESS AXLE MULTI-TRAILER ARTIC	SIX AXLE MULTI-TRAILER ARTIC	SEVEN OR MORE AXLE ARTIC
06:00	39	3	24	5	0	0	1	0	0	0	0	5	0	1
06:15	48	2	36	8	0	0	0	0	0	0	0	2	0	0
06:30	74	1	50	13	0	0	0	0	1	0	2	7	0	0
06:45	58	0	46	5	0	1	0	0	2	0	1	3	0	0
07:00	70	0	44	17	0	1	0	0	0	0	0	8	0	0
07:15	89	0	66	13	0	0	0	0	0	1	3	6	0	0
07:30	78	1	66	6	0	0	0	0	0	0	1	4	0	0
07:45	101	0	83	12	2	0	0	0	1	0	0	3	0	0
08:00	56	0	35	12	0	0	1	0	2	0	3	3	0	0
08:15	67	0	49	13	0	0	1	0	0	0	3	1	0	0
08:30	47	1	30	9	0	0	2	0	0	1	3	1	0	0
08:45	55	0	41	8	0	0	0	0	1	0	2	3	0	0
09:00	42	0	25	8	0	0	5	0	1	0	0	2	0	1
09:15	39	0	18	11	0	0	2	0	1	1	4	2	0	0
09:30	35	1	16	10	1	0	1	0	0	0	2	4	0	0
09:45	25	0	11	9	0	0	2	0	0	0	1	2	0	0
10:00	22	0	8	6	0	0	0	0	0	0	4	4	0	0
10:15	30	0	13	8	0	0	0	0	0	1	4	4	0	0
10:30	28	0	12	11	0	0	0	0	0	0	3	2	0	0
10:45	25	0	10	6	0	0	1	0	0	0	3	4	0	1
11:00	28	0	10	11	0	0	2	0	0	0	3	2	0	0
11:15	26	0	9	11	0	0	1	1	0	0	1	2	0	1
11:30	33	0	14	11	0	0	1	0	1	0	2	4	0	0
11:45	36	1	21	10	0	0	1	0	0	0	2	1	0	0

27397 IMMINGHAM Site No: 27397001 Location Site 1 - Laporte Road (att to tree)
 Channel: Northbound

TIME PERIOD	TOTAL VEHICLES	MOTOR-CYCLES	CARS OR CAR-BASED LGV	LIGHT GOODS VEHICLES	BUSES	TWO AXLE, SIX TYRE, RIGID/BUSES	THREE AXLE RIGID	FOUR OR MORE AXLE RIGID	FOUR OR LESS AXLE ARTIC	FIVE AXLE ARTIC	SIX OR MORE AXLE ARTIC	FIVE OR LESS AXLE MULTI-TRAILER ARTIC	SIX AXLE MULTI-TRAILER ARTIC	SEVEN OR MORE AXLE ARTIC	
Wed 18-Jan-23															
12:00	17	0	7	4	0	0	0	0	1	0	3	2	0	0	
12:15	27	0	12	6	0	0	1	0	1	0	3	4	0	0	
12:30	18	0	10	4	0	0	0	0	0	0	3	1	0	0	
12:45	21	0	13	6	0	0	0	0	0	0	0	1	0	1	
13:00	40	0	28	8	0	0	0	0	0	0	1	3	0	0	
13:15	30	0	18	7	0	1	0	0	0	0	0	4	0	0	
13:30	40	0	26	8	0	0	0	0	0	0	4	1	0	1	
13:45	33	0	14	12	0	0	0	0	1	0	3	2	0	1	
14:00	47	0	30	8	0	0	1	0	1	0	3	4	0	0	
14:15	33	0	22	5	0	0	0	0	0	0	2	4	0	0	
14:30	40	1	19	10	0	1	0	0	0	0	3	4	0	2	
14:45	37	0	25	6	0	0	0	0	0	0	3	2	0	1	
15:00	28	0	11	9	0	0	0	0	0	0	3	4	0	1	
15:15	37	1	14	7	0	0	3	0	0	0	4	4	0	4	
15:30	18	0	7	6	0	0	0	0	0	0	3	1	0	1	
15:45	21	0	11	4	0	0	0	0	1	0	2	3	0	0	
16:00	28	1	17	2	0	0	1	0	0	0	5	2	0	0	
16:15	20	0	12	3	0	1	1	0	0	0	0	1	0	2	
16:30	29	0	26	1	0	0	1	0	0	0	1	0	0	0	
16:45	29	0	22	1	0	1	1	0	1	0	1	2	0	0	
17:00	32	0	23	4	0	0	1	0	0	0	2	0	0	2	
17:15	33	0	26	3	0	1	0	0	0	0	0	2	0	1	
17:30	34	0	32	0	0	0	0	0	0	0	0	2	0	0	
17:45	21	0	11	2	0	1	0	0	1	0	1	5	0	0	

27397 IMMINGHAM Site No: 27397001 Location Site 1 - Laporte Road (att to tree)
 Channel: Northbound

TIME PERIOD	TOTAL VEHICLES	MOTOR-CYCLES	CARS OR CAR-BASED LGV	LIGHT GOODS VEHICLES	BUSES	TWO AXLE, SIX TYRE, RIGID/BUSES	THREE AXLE RIGID	FOUR OR MORE AXLE RIGID	FOUR OR LESS AXLE ARTIC	FIVE AXLE ARTIC	SIX OR MORE AXLE ARTIC	FIVE OR LESS AXLE MULTI-TRAILER ARTIC	SIX AXLE MULTI-TRAILER ARTIC	SEVEN OR MORE AXLE ARTIC
18:00	5	0	3	0	0	0	0	0	0	0	0	2	0	0
18:15	19	0	18	1	0	0	0	0	0	0	0	0	0	0
18:30	13	0	11	0	0	0	0	0	1	0	0	1	0	0
18:45	9	0	7	1	0	0	0	0	0	0	0	1	0	0
19:00	5	0	2	2	0	0	0	0	0	0	0	1	0	0
19:15	3	1	2	0	0	0	0	0	0	0	0	0	0	0
19:30	7	0	5	1	0	0	0	0	0	0	0	1	0	0
19:45	7	0	4	1	0	0	0	0	0	0	1	1	0	0
20:00	7	0	7	0	0	0	0	0	0	0	0	0	0	0
20:15	1	0	1	0	0	0	0	0	0	0	0	0	0	0
20:30	5	0	4	1	0	0	0	0	0	0	0	0	0	0
20:45	5	0	4	0	0	0	0	0	0	0	1	0	0	0
21:00	4	0	4	0	0	0	0	0	0	0	0	0	0	0
21:15	5	0	3	0	0	0	0	0	0	0	0	1	0	1
21:30	4	0	4	0	0	0	0	0	0	0	0	0	0	0
21:45	4	0	3	0	0	0	1	0	0	0	0	0	0	0
22:00	10	0	9	0	0	0	0	0	0	0	0	1	0	0
22:15	5	0	4	1	0	0	0	0	0	0	0	0	0	0
22:30	4	0	3	1	0	0	0	0	0	0	0	0	0	0
22:45	0	0	0	0	0	0	0	0	0	0	0	0	0	0
23:00	2	0	1	0	0	0	0	0	0	0	0	1	0	0
23:15	0	0	0	0	0	0	0	0	0	0	0	0	0	0
23:30	1	0	1	0	0	0	0	0	0	0	0	0	0	0
23:45	1	0	1	0	0	0	0	0	0	0	0	0	0	0
12H,7-19	1691	7	1056	330	3	7	30	1	15	4	94	124	0	20
16H,6-22	1967	14	1255	366	3	8	32	1	18	4	99	145	0	22
18H,6-24	1990	14	1274	368	3	8	32	1	18	4	99	147	0	22
24H,0-24	2264	21	1466	401	3	11	35	1	24	4	108	168	0	22

27397		IMMINGHAM				Site No: 27397001		Location Site 1 - Laporte Road (att to tree)								
Channel: Northbound																
TIME PERIOD	TOTAL VEHICLES	MOTOR-CYCLES	CARS OR CAR-BASED LGV	LIGHT GOODS VEHICLES	BUSES	TWO AXLE, SIX TYRE, RIGID/BUSES	THREE AXLE RIGID	FOUR OR MORE AXLE RIGID	FOUR OR LESS AXLE ARTIC	FIVE AXLE ARTIC	SIX OR MORE AXLE ARTIC	FIVE OR LESS AXLE MULTI-TRAILER ARTIC	SIX AXLE MULTI-TRAILER ARTIC	SEVEN OR MORE AXLE ARTIC		
Thu 19-Jan-23																
00:00	0	0	0	0	0	0	0	0	0	0	0	0	0	0	0	
00:15	2	0	1	0	0	1	0	0	0	0	0	0	0	0	0	
00:30	2	0	1	1	0	0	0	0	0	0	0	0	0	0	0	
00:45	2	0	0	0	0	0	0	0	0	0	0	2	0	0	0	
01:00	1	0	1	0	0	0	0	0	0	0	0	0	0	0	0	
01:15	1	0	1	0	0	0	0	0	0	0	0	0	0	0	0	
01:30	1	0	1	0	0	0	0	0	0	0	0	0	0	0	0	
01:45	0	0	0	0	0	0	0	0	0	0	0	0	0	0	0	
02:00	1	0	0	1	0	0	0	0	0	0	0	0	0	0	0	
02:15	2	0	1	0	0	0	0	0	0	0	0	1	0	0	0	
02:30	1	0	1	0	0	0	0	0	0	0	0	0	0	0	0	
02:45	1	0	0	0	0	0	0	0	0	0	1	0	0	0	0	
03:00	3	0	1	1	0	0	0	0	0	0	0	1	0	0	0	
03:15	2	0	0	1	0	0	0	0	0	0	0	1	0	0	0	
03:30	3	0	2	1	0	0	0	0	0	0	0	0	0	0	0	
03:45	2	0	0	0	0	0	0	0	0	0	1	1	0	0	0	
04:00	7	1	2	1	0	0	2	0	0	0	0	1	0	0	0	
04:15	6	2	4	0	0	0	0	0	0	0	0	0	0	0	0	
04:30	13	1	2	7	0	0	0	0	0	0	1	2	0	0	0	
04:45	17	0	10	3	0	1	2	0	0	0	0	1	0	0	0	
05:00	23	0	17	3	0	0	0	0	1	0	0	2	0	0	0	
05:15	60	1	43	8	0	0	2	0	1	0	1	4	0	0	0	
05:30	57	0	43	7	0	0	1	0	4	0	1	1	0	0	0	
05:45	51	2	30	8	0	0	1	0	4	0	2	4	0	0	0	

27397 IMMINGHAM Site No: 27397001 Location Site 1 - Laporte Road (att to tree)
 Channel: Northbound

TIME PERIOD	TOTAL VEHICLES	MOTOR-CYCLES	CARS OR CAR-BASED LGV	LIGHT GOODS VEHICLES	BUSES	TWO AXLE, SIX TYRE, RIGID/BUSES	THREE AXLE RIGID	FOUR OR MORE AXLE RIGID	FOUR OR LESS AXLE ARTIC	FIVE AXLE ARTIC	SIX OR MORE AXLE ARTIC	FIVE OR LESS AXLE MULTI-TRAILER ARTIC	SIX AXLE MULTI-TRAILER ARTIC	SEVEN OR MORE AXLE ARTIC
06:00	34	3	22	3	0	0	0	0	1	0	0	5	0	0
06:15	56	3	32	15	0	0	1	0	0	0	2	3	0	0
06:30	78	1	49	19	0	0	0	0	0	0	2	7	0	0
06:45	74	0	55	10	0	0	0	1	2	0	1	5	0	0
07:00	62	0	42	16	0	0	1	0	0	0	0	3	0	0
07:15	89	1	68	13	0	0	1	0	3	0	0	3	0	0
07:30	78	0	64	10	0	0	0	0	0	0	0	4	0	0
07:45	101	0	81	13	0	1	3	0	0	0	2	1	0	0
08:00	80	0	56	16	0	0	1	0	1	0	2	4	0	0
08:15	59	0	43	10	0	0	0	0	0	0	3	3	0	0
08:30	65	1	47	9	0	0	4	0	1	0	3	0	0	0
08:45	42	0	29	6	0	1	2	0	1	0	1	2	0	0
09:00	45	0	28	9	0	0	0	0	0	0	2	4	0	2
09:15	29	0	22	3	0	0	1	0	0	0	0	1	0	2
09:30	35	1	18	9	0	0	0	0	2	0	2	2	0	1
09:45	24	0	7	12	0	0	1	0	0	0	1	2	0	1
10:00	25	0	17	7	0	0	0	0	0	0	1	0	0	0
10:15	34	0	18	7	0	0	0	0	2	0	3	3	0	1
10:30	39	0	25	7	0	0	0	0	0	0	1	4	0	2
10:45	32	0	11	11	0	0	1	0	0	0	6	3	0	0
11:00	26	0	10	10	0	0	0	0	2	0	2	1	0	1
11:15	30	0	16	5	0	0	1	0	1	0	2	4	0	1
11:30	36	0	18	11	0	0	0	0	1	0	2	3	0	1
11:45	27	0	16	4	0	0	0	0	0	0	3	4	0	0

Thu 19-Jan-23

TIME PERIOD	TOTAL VEHICLES	MOTOR-CYCLES	CARS OR		BUSES	TWO AXLE, SIX TYRE,		THREE AXLE		FOUR OR	FOUR OR	FIVE AXLE ARTIC	SIX OR	FIVE OR LESS AXLE MULTI-TRAILER ARTIC	SIX AXLE MULTI-TRAILER ARTIC	SEVEN OR MORE AXLE ARTIC
			CAR-BASED LGV	LIGHT GOODS VEHICLES		RIGID/BUSES	RIGID	MORE AXLE RIGID	LESS AXLE ARTIC	MORE AXLE ARTIC						
12:00	21	0	7	6	0	0	2	0	1	0	1	3	0	1		
12:15	14	0	7	4	0	0	0	0	0	0	0	2	0	1		
12:30	15	0	9	3	0	0	0	0	0	0	1	2	0	0		
12:45	37	0	29	3	0	0	0	0	0	0	3	2	0	0		
13:00	23	0	15	5	0	0	0	0	1	0	0	0	0	2		
13:15	30	0	20	6	0	0	1	0	0	0	2	1	0	0		
13:30	43	0	30	7	0	0	0	0	1	0	2	2	0	1		
13:45	29	0	19	5	0	0	0	0	0	0	2	2	0	1		
14:00	23	0	13	4	0	0	2	0	0	0	2	1	0	1		
14:15	30	1	14	5	0	0	0	0	1	0	1	8	0	0		
14:30	34	0	13	13	0	0	1	0	0	0	4	3	0	0		
14:45	38	0	23	8	0	0	0	0	1	0	2	2	0	2		
15:00	38	2	22	6	0	1	0	0	1	0	3	3	0	0		
15:15	39	0	28	4	0	0	0	0	0	0	2	4	0	1		
15:30	16	0	5	6	0	0	0	0	0	0	0	3	0	2		
15:45	22	0	7	6	0	0	1	0	1	0	2	3	0	2		
16:00	24	1	15	0	0	0	0	0	1	0	2	3	0	2		
16:15	31	0	22	3	0	1	0	0	1	0	2	2	0	0		
16:30	27	0	21	2	0	0	0	0	1	0	0	2	0	1		
16:45	32	0	24	4	0	1	1	0	0	0	0	2	0	0		
17:00	32	0	27	1	0	0	0	0	0	0	3	1	0	0		
17:15	39	1	28	4	0	1	0	0	0	0	1	4	0	0		
17:30	28	1	24	1	0	0	0	0	0	0	1	1	0	0		
17:45	14	0	8	2	1	1	0	0	1	0	1	0	0	0		

27397 IMMINGHAM Site No: 27397001 Location Site 1 - Laporte Road (att to tree)
 Channel: Northbound

TIME PERIOD	TOTAL VEHICLES	MOTOR-CYCLES	CARS OR		LIGHT GOODS VEHICLES	BUSES	TWO AXLE, SIX TYRE, RIGID/BUSES	THREE AXLE RIGID	FOUR OR MORE AXLE RIGID	FOUR OR LESS AXLE ARTIC	FIVE AXLE ARTIC	SIX OR MORE AXLE ARTIC	FIVE OR LESS AXLE	SIX AXLE	SEVEN OR MORE AXLE
			CAR-BASED LGV										MULTI-TRAILER ARTIC	MULTI-TRAILER ARTIC	OR MORE AXLE ARTIC
18:00	15	0	13		0	0	0	0	0	0	0	1	1	0	0
18:15	12	0	11		0	0	0	0	0	0	0	0	1	0	0
18:30	14	0	12		0	0	1	0	0	0	0	0	1	0	0
18:45	9	0	8		1	0	0	0	0	0	0	0	0	0	0
19:00	12	0	6		4	0	0	0	0	0	0	1	1	0	0
19:15	6	1	3		2	0	0	0	0	0	0	0	0	0	0
19:30	5	0	3		1	0	0	0	0	0	0	1	0	0	0
19:45	3	0	3		0	0	0	0	0	0	0	0	0	0	0
20:00	3	0	1		1	0	0	0	0	0	0	0	1	0	0
20:15	3	0	3		0	0	0	0	0	0	0	0	0	0	0
20:30	7	0	5		1	0	0	0	0	0	0	0	1	0	0
20:45	3	0	1		1	0	0	0	0	0	0	0	1	0	0
21:00	8	0	6		2	0	0	0	0	0	0	0	0	0	0
21:15	3	0	2		0	0	0	0	0	0	0	0	1	0	0
21:30	6	0	6		0	0	0	0	0	0	0	0	0	0	0
21:45	5	0	4		1	0	0	0	0	0	0	0	0	0	0
22:00	4	0	4		0	0	0	0	0	0	0	0	0	0	0
22:15	3	0	2		1	0	0	0	0	0	0	0	0	0	0
22:30	2	0	2		0	0	0	0	0	0	0	0	0	0	0
22:45	2	0	1		0	0	0	0	0	0	0	0	1	0	0
23:00	1	0	1		0	0	0	0	0	0	0	0	0	0	0
23:15	1	0	1		0	0	0	0	0	0	0	0	0	0	0
23:30	1	0	0		0	0	0	0	0	0	0	0	1	0	0
23:45	0	0	0		0	0	0	0	0	0	0	0	0	0	0
12H,7-19	1687	9	1110		297	1	8	24	0	25	0	74	110	0	29
16H,6-22	1993	17	1311		357	1	8	25	1	28	0	81	135	0	29
18H,6-24	2007	17	1322		358	1	8	25	1	28	0	81	137	0	29
24H,0-24	2265	24	1483		400	1	10	33	1	38	0	88	158	0	29

27397 IMMINGHAM Site No: 27397001 Location Site 1 - Laporte Road (att to tree)
 Channel: Northbound

TIME PERIOD	TOTAL VEHICLES	MOTOR-CYCLES	CARS OR CAR-BASED LGV	LIGHT GOODS VEHICLES	BUSES	TWO AXLE, SIX TYRE, RIGID/BUSES	THREE AXLE RIGID	FOUR OR MORE AXLE RIGID	FOUR OR LESS AXLE ARTIC	FIVE AXLE ARTIC	SIX OR MORE AXLE ARTIC	FIVE OR LESS AXLE MULTI-TRAILER ARTIC	SIX AXLE MULTI-TRAILER ARTIC	SEVEN OR MORE AXLE ARTIC	
Fri 20-Jan-23															
00:00	1	0	0	0	0	0	0	0	0	0	1	0	0	0	
00:15	2	0	2	0	0	0	0	0	0	0	0	0	0	0	
00:30	2	0	1	0	0	0	0	0	0	0	0	1	0	0	
00:45	1	0	1	0	0	0	0	0	0	0	0	0	0	0	
01:00	1	0	1	0	0	0	0	0	0	0	0	0	0	0	
01:15	1	0	0	1	0	0	0	0	0	0	0	0	0	0	
01:30	0	0	0	0	0	0	0	0	0	0	0	0	0	0	
01:45	0	0	0	0	0	0	0	0	0	0	0	0	0	0	
02:00	1	0	0	1	0	0	0	0	0	0	0	0	0	0	
02:15	2	0	1	0	0	0	0	0	0	0	1	0	0	0	
02:30	0	0	0	0	0	0	0	0	0	0	0	0	0	0	
02:45	2	0	0	0	0	0	0	0	0	0	1	1	0	0	
03:00	2	0	1	1	0	0	0	0	0	0	0	0	0	0	
03:15	2	0	1	0	0	0	0	0	0	0	0	1	0	0	
03:30	4	0	3	0	0	0	0	0	0	0	0	1	0	0	
03:45	6	0	3	2	0	0	0	0	0	0	1	0	0	0	
04:00	5	2	0	1	0	0	0	0	0	0	1	1	0	0	
04:15	9	1	4	2	0	0	0	0	1	0	0	1	0	0	
04:30	10	1	4	3	0	0	0	0	0	0	0	2	0	0	
04:45	14	0	8	4	0	0	0	0	1	0	1	0	0	0	
05:00	27	0	22	3	0	0	1	0	0	0	1	0	0	0	
05:15	55	2	45	4	0	0	0	0	1	0	0	3	0	0	
05:30	53	2	36	5	0	0	1	0	4	0	2	3	0	0	
05:45	56	1	48	3	0	0	0	0	0	0	2	2	0	0	

TIME PERIOD	TOTAL VEHICLES	MOTOR-CYCLES	CARS OR CAR-BASED LGV	LIGHT GOODS VEHICLES	BUSES	TWO AXLE, SIX TYRE, RIGID/BUSES	THREE AXLE RIGID	FOUR OR MORE AXLE RIGID	FOUR OR LESS AXLE ARTIC	FIVE AXLE ARTIC	SIX OR MORE AXLE ARTIC	FIVE OR LESS AXLE MULTI-TRAILER ARTIC	SIX AXLE MULTI-TRAILER ARTIC	SEVEN OR MORE AXLE ARTIC
06:00	36	2	21	8	0	0	0	0	0	0	0	4	0	1
06:15	60	3	41	6	0	0	0	0	0	0	2	8	0	0
06:30	71	2	49	13	0	0	0	0	0	0	1	6	0	0
06:45	61	0	51	7	0	0	0	0	1	0	1	0	0	1
07:00	57	1	36	16	0	0	1	0	0	0	0	2	0	1
07:15	87	0	72	10	0	0	2	0	0	0	2	1	0	0
07:30	82	0	71	7	0	0	2	0	0	0	0	2	0	0
07:45	65	0	49	10	0	0	1	0	2	0	0	3	0	0
08:00	48	0	34	6	0	0	2	0	1	0	2	2	0	1
08:15	60	0	44	9	0	0	0	0	3	0	2	2	0	0
08:30	58	1	45	9	0	0	0	0	0	0	0	3	0	0
08:45	40	0	28	4	0	1	1	0	1	0	1	3	0	1
09:00	28	0	12	7	0	0	2	0	2	0	1	3	0	1
09:15	39	0	26	4	0	0	2	0	1	0	2	4	0	0
09:30	23	0	12	6	0	0	0	0	0	0	1	3	0	1
09:45	37	0	15	8	0	0	2	0	0	0	6	4	0	2
10:00	35	0	17	5	0	0	2	0	2	0	5	2	0	2
10:15	25	0	15	7	1	0	0	0	0	0	1	1	0	0
10:30	38	1	25	4	0	0	1	0	2	0	2	3	0	0
10:45	30	0	11	10	1	0	0	0	1	0	5	2	0	0
11:00	22	1	9	5	0	0	0	0	1	0	3	2	0	1
11:15	24	0	14	6	0	0	0	0	1	0	1	2	0	0
11:30	35	0	25	3	0	0	1	0	2	0	3	1	0	0
11:45	31	1	16	7	0	0	1	0	1	0	3	2	0	0

27397		IMMINGHAM				Site No: 27397001		Location Site 1 - Laporte Road (att to tree)							
Channel: Northbound															
TIME PERIOD	TOTAL VEHICLES	MOTOR-CYCLES	CARS OR CAR-BASED LGV	LIGHT GOODS VEHICLES	BUSES	TWO AXLE, SIX TYRE, RIGID/BUSES	THREE AXLE RIGID	FOUR OR MORE AXLE RIGID	FOUR OR LESS AXLE ARTIC	FIVE AXLE ARTIC	SIX OR MORE AXLE ARTIC	FIVE OR LESS AXLE MULTI-TRAILER ARTIC	SIX AXLE MULTI-TRAILER ARTIC	SEVEN OR MORE AXLE ARTIC	
Fri 20-Jan-23															
12:00	27	0	8	10	0	0	1	0	1	0	1	5	0	1	
12:15	31	0	13	9	0	0	1	0	1	0	1	6	0	0	
12:30	28	0	14	9	1	0	1	0	0	0	2	1	0	0	
12:45	30	1	18	5	1	0	0	0	0	0	1	4	0	0	
13:00	37	0	24	7	0	0	0	0	1	0	0	5	0	0	
13:15	34	1	22	6	0	0	1	0	0	1	1	2	0	0	
13:30	31	1	20	5	0	0	0	0	0	0	2	3	0	0	
13:45	27	0	19	2	0	0	1	0	0	0	1	2	0	2	
14:00	45	0	21	10	0	0	1	0	2	0	5	4	0	2	
14:15	22	0	12	2	0	1	1	0	0	0	2	2	0	2	
14:30	21	0	15	2	0	1	0	0	0	0	2	0	0	1	
14:45	30	0	15	5	0	1	0	0	0	0	2	7	0	0	
15:00	43	0	23	7	0	0	0	0	1	0	3	9	0	0	
15:15	27	1	16	5	1	0	0	0	0	0	2	2	0	0	
15:30	21	0	7	5	1	1	0	0	1	0	5	0	0	1	
15:45	23	0	14	3	0	0	0	0	0	0	1	4	0	1	
16:00	19	1	12	3	0	0	0	0	0	0	0	3	0	0	
16:15	16	0	12	1	0	1	1	0	0	1	0	0	0	0	
16:30	13	0	10	2	0	0	0	0	0	0	0	1	0	0	
16:45	18	0	14	1	0	1	0	0	0	0	1	1	0	0	
17:00	24	0	21	1	0	1	0	0	0	0	1	0	0	0	
17:15	31	0	23	6	0	1	0	0	0	0	0	1	0	0	
17:30	25	1	20	1	0	0	0	0	1	0	1	0	0	1	
17:45	19	0	17	1	1	0	0	0	0	0	0	0	0	0	

27397 IMMINGHAM Site No: 27397001 Location Site 1 - Laporte Road (att to tree)
 Channel: Northbound

TIME PERIOD	TOTAL VEHICLES	MOTOR-CYCLES	CARS OR CAR-BASED LGV	LIGHT GOODS VEHICLES	BUSES	TWO AXLE, SIX TYRE, RIGID/BUSES	THREE AXLE RIGID	FOUR OR MORE AXLE RIGID	FOUR OR LESS AXLE ARTIC	FIVE AXLE ARTIC	SIX OR MORE AXLE ARTIC	FIVE OR LESS AXLE MULTI-TRAILER ARTIC	SIX AXLE MULTI-TRAILER ARTIC	SEVEN OR MORE AXLE ARTIC
18:00	13	1	8	1	0	0	0	0	0	0	2	1	0	0
18:15	22	0	15	5	1	0	0	0	0	0	1	0	0	0
18:30	16	0	11	2	0	0	0	0	0	0	2	1	0	0
18:45	14	0	12	0	0	0	1	0	0	0	0	1	0	0
19:00	7	0	4	2	0	0	0	0	0	0	1	0	0	0
19:15	2	0	1	1	0	0	0	0	0	0	0	0	0	0
19:30	4	0	4	0	0	0	0	0	0	0	0	0	0	0
19:45	4	0	2	1	0	0	0	0	0	0	0	1	0	0
20:00	4	0	2	1	0	0	0	0	0	0	0	1	0	0
20:15	3	0	3	0	0	0	0	0	0	0	0	0	0	0
20:30	6	0	5	0	0	0	0	0	0	0	0	1	0	0
20:45	7	0	5	0	0	0	0	0	0	0	0	2	0	0
21:00	1	0	0	0	0	0	0	0	0	0	0	1	0	0
21:15	4	0	1	1	0	0	0	0	0	0	0	2	0	0
21:30	5	0	3	1	0	0	0	0	0	0	1	0	0	0
21:45	7	0	7	0	0	0	0	0	0	0	0	0	0	0
22:00	1	0	1	0	0	0	0	0	0	0	0	0	0	0
22:15	5	0	3	1	0	0	0	0	0	0	0	1	0	0
22:30	5	0	3	1	0	0	0	0	0	0	0	1	0	0
22:45	1	0	1	0	0	0	0	0	0	0	0	0	0	0
23:00	2	0	1	0	0	0	0	0	0	0	0	1	0	0
23:15	2	0	2	0	0	0	0	0	0	0	0	0	0	0
23:30	2	0	0	0	0	0	0	0	0	0	0	2	0	0
23:45	1	0	1	0	0	0	0	0	0	0	0	0	0	0
12H,7-19	1571	12	1012	259	8	9	29	0	28	2	79	112	0	21
16H,6-22	1853	19	1211	300	8	9	29	0	29	2	85	138	0	23
18H,6-24	1872	19	1223	302	8	9	29	0	29	2	85	143	0	23
24H,0-24	2128	28	1404	332	8	9	31	0	36	2	96	159	0	23

27397		IMMINGHAM				Site No: 27397001		Location		Site 1 - Laporte Road (att to tree)						
Channel: Northbound																
TIME PERIOD	TOTAL VEHICLES	MOTOR-CYCLES	CARS OR CAR-BASED LGV	LIGHT GOODS VEHICLES	BUSES	TWO AXLE, SIX TYRE, RIGID/BUSES	THREE AXLE RIGID	FOUR OR MORE AXLE RIGID	FOUR OR LESS AXLE ARTIC	FIVE AXLE ARTIC	SIX OR MORE AXLE ARTIC	FIVE OR LESS AXLE MULTI-TRAILER ARTIC	SIX AXLE MULTI-TRAILER ARTIC	SEVEN OR MORE AXLE ARTIC		
Sat 21-Jan-23																
00:00	3	0	2	0	0	0	0	0	0	0	1	0	0	0		
00:15	2	0	2	0	0	0	0	0	0	0	0	0	0	0		
00:30	0	0	0	0	0	0	0	0	0	0	0	0	0	0		
00:45	2	0	1	0	0	0	0	0	0	0	0	1	0	0		
01:00	0	0	0	0	0	0	0	0	0	0	0	0	0	0		
01:15	0	0	0	0	0	0	0	0	0	0	0	0	0	0		
01:30	2	0	1	0	0	0	0	0	0	1	0	0	0	0		
01:45	4	0	3	0	0	0	0	0	0	0	1	0	0	0		
02:00	1	0	0	0	0	0	0	0	0	0	1	0	0	0		
02:15	2	0	0	0	0	0	0	0	0	0	2	0	0	0		
02:30	1	0	1	0	0	0	0	0	0	0	0	0	0	0		
02:45	3	0	2	0	0	0	0	0	1	0	0	0	0	0		
03:00	0	0	0	0	0	0	0	0	0	0	0	0	0	0		
03:15	1	0	0	0	0	0	0	0	0	0	1	0	0	0		
03:30	4	0	3	0	0	0	0	0	0	0	1	0	0	0		
03:45	0	0	0	0	0	0	0	0	0	0	0	0	0	0		
04:00	5	1	3	0	0	0	0	0	0	0	1	0	0	0		
04:15	9	1	7	0	0	0	0	0	0	0	1	0	0	0		
04:30	6	1	4	1	0	0	0	0	0	0	0	0	0	0		
04:45	11	1	9	1	0	0	0	0	0	0	0	0	0	0		
05:00	16	0	12	2	0	0	1	0	0	0	1	0	0	0		
05:15	28	1	26	1	0	0	0	0	0	0	0	0	0	0		
05:30	30	0	26	2	0	0	1	0	0	1	0	0	0	0		
05:45	28	0	28	0	0	0	0	0	0	0	0	0	0	0		

TIME PERIOD	TOTAL VEHICLES	MOTOR-CYCLES	CARS OR		BUSES	TWO AXLE, SIX TYRE,		THREE AXLE		FOUR OR MORE AXLE		FOUR OR MORE AXLE		FIVE OR MORE AXLE		SIX OR MORE AXLE		SEVEN OR MORE AXLE	
			CAR-BASED LGV	LIGHT GOODS VEHICLES		RIGID/BUSES	RIGID	RIGID	ARTIC	ARTIC	ARTIC	ARTIC	ARTIC	ARTIC	ARTIC	ARTIC			
06:00	12	2	9	0	0	0	0	0	0	0	0	0	1	0	0				
06:15	19	0	16	1	0	1	1	0	0	0	0	0	0	0	0				
06:30	21	1	17	1	0	0	0	0	0	0	0	0	2	0	0				
06:45	23	0	17	2	1	0	1	0	0	0	0	1	1	0	0				
07:00	11	0	8	1	0	0	0	0	0	0	0	0	2	0	0				
07:15	16	0	13	1	0	0	0	0	0	0	0	2	0	0	0				
07:30	10	0	8	1	0	0	0	0	0	0	0	0	1	0	0				
07:45	12	1	8	1	0	0	0	0	0	0	0	0	2	0	0				
08:00	14	0	6	5	0	0	0	0	0	0	0	1	2	0	0				
08:15	10	0	7	2	0	0	0	0	0	1	0	0	0	0	0				
08:30	6	0	2	0	0	0	1	0	0	0	0	3	0	0	0				
08:45	15	0	9	1	0	0	1	0	0	0	0	2	1	0	1				
09:00	1	0	0	0	0	0	0	0	0	0	0	0	1	0	0				
09:15	7	0	4	0	0	0	0	0	0	1	0	1	0	0	1				
09:30	4	0	1	2	0	0	0	0	0	0	0	0	1	0	0				
09:45	10	0	8	1	0	0	0	0	0	0	0	0	1	0	0				
10:00	2	0	0	1	0	0	1	0	0	0	0	0	0	0	0				
10:15	10	0	5	1	0	0	1	0	0	0	0	1	2	0	0				
10:30	6	0	3	0	0	0	1	0	0	0	0	0	2	0	0				
10:45	11	0	6	1	0	0	0	0	0	0	0	2	2	0	0				
11:00	9	0	4	1	0	0	0	0	0	1	0	0	3	0	0				
11:15	14	1	7	3	0	0	1	0	0	0	0	1	1	0	0				
11:30	15	0	7	3	0	0	1	0	0	0	0	0	4	0	0				
11:45	3	0	3	0	0	0	0	0	0	0	0	0	0	0	0				

27397 IMMINGHAM Site No: 27397001 Location Site 1 - Laporte Road (att to tree)
 Channel: Northbound

TIME PERIOD	TOTAL VEHICLES	MOTOR-CYCLES	CARS OR CAR-BASED LGV	LIGHT GOODS VEHICLES	BUSES	TWO AXLE, SIX TYRE, RIGID/BUSES	THREE AXLE RIGID	FOUR OR MORE AXLE RIGID	FOUR OR LESS AXLE ARTIC	FIVE AXLE ARTIC	SIX OR MORE AXLE ARTIC	FIVE OR LESS AXLE MULTI-TRAILER ARTIC	SIX AXLE MULTI-TRAILER ARTIC	SEVEN OR MORE AXLE ARTIC	
Sat 21-Jan-23															
12:00	8	0	6	1	0	0	0	0	1	0	0	0	0	0	
12:15	11	0	6	2	0	0	1	0	0	0	0	2	0	0	
12:30	9	0	8	0	0	0	1	0	0	0	0	0	0	0	
12:45	5	1	4	0	0	0	0	0	0	0	0	0	0	0	
13:00	13	0	10	1	0	0	0	0	0	0	1	1	0	0	
13:15	8	1	7	0	0	0	0	0	0	0	0	0	0	0	
13:30	5	0	4	1	0	0	0	0	0	0	0	0	0	0	
13:45	6	0	5	1	0	0	0	0	0	0	0	0	0	0	
14:00	7	0	2	4	0	0	0	0	0	0	0	1	0	0	
14:15	6	0	5	1	0	0	0	0	0	0	0	0	0	0	
14:30	9	0	8	0	0	0	0	0	0	0	1	0	0	0	
14:45	14	0	10	4	0	0	0	0	0	0	0	0	0	0	
15:00	8	0	7	0	0	0	0	0	0	0	0	1	0	0	
15:15	5	0	3	1	0	0	0	0	0	0	1	0	0	0	
15:30	4	0	4	0	0	0	0	0	0	0	0	0	0	0	
15:45	9	1	8	0	0	0	0	0	0	0	0	0	0	0	
16:00	12	0	9	2	0	0	0	0	0	0	0	1	0	0	
16:15	5	1	2	1	0	0	0	0	0	0	0	1	0	0	
16:30	4	0	4	0	0	0	0	0	0	0	0	0	0	0	
16:45	7	0	5	0	0	0	0	0	0	0	0	2	0	0	
17:00	16	0	16	0	0	0	0	0	0	0	0	0	0	0	
17:15	16	0	16	0	0	0	0	0	0	0	0	0	0	0	
17:30	21	0	21	0	0	0	0	0	0	0	0	0	0	0	
17:45	3	0	3	0	0	0	0	0	0	0	0	0	0	0	

27397 IMMINGHAM Site No: 27397001 Location Site 1 - Laporte Road (att to tree)
 Channel: Northbound

TIME PERIOD	TOTAL VEHICLES	MOTOR-CYCLES	CARS OR CAR-BASED LGV	LIGHT GOODS VEHICLES	BUSES	TWO AXLE, SIX TYRE, RIGID/BUSES	THREE AXLE RIGID	FOUR OR MORE AXLE RIGID	FOUR OR LESS AXLE ARTIC	FIVE AXLE ARTIC	SIX OR MORE AXLE ARTIC	FIVE OR LESS AXLE MULTI-TRAILER ARTIC	SIX AXLE MULTI-TRAILER ARTIC	SEVEN OR MORE AXLE ARTIC
18:00	6	1	4	1	0	0	0	0	0	0	0	0	0	0
18:15	17	1	14	2	0	0	0	0	0	0	0	0	0	0
18:30	7	0	6	1	0	0	0	0	0	0	0	0	0	0
18:45	7	0	7	0	0	0	0	0	0	0	0	0	0	0
19:00	2	0	2	0	0	0	0	0	0	0	0	0	0	0
19:15	5	0	4	0	0	0	1	0	0	0	0	0	0	0
19:30	1	0	1	0	0	0	0	0	0	0	0	0	0	0
19:45	0	0	0	0	0	0	0	0	0	0	0	0	0	0
20:00	1	0	0	1	0	0	0	0	0	0	0	0	0	0
20:15	3	0	3	0	0	0	0	0	0	0	0	0	0	0
20:30	1	0	1	0	0	0	0	0	0	0	0	0	0	0
20:45	10	0	9	1	0	0	0	0	0	0	0	0	0	0
21:00	2	0	1	1	0	0	0	0	0	0	0	0	0	0
21:15	6	0	6	0	0	0	0	0	0	0	0	0	0	0
21:30	4	0	4	0	0	0	0	0	0	0	0	0	0	0
21:45	10	0	9	1	0	0	0	0	0	0	0	0	0	0
22:00	4	0	4	0	0	0	0	0	0	0	0	0	0	0
22:15	4	0	3	1	0	0	0	0	0	0	0	0	0	0
22:30	3	0	2	1	0	0	0	0	0	0	0	0	0	0
22:45	1	0	0	1	0	0	0	0	0	0	0	0	0	0
23:00	0	0	0	0	0	0	0	0	0	0	0	0	0	0
23:15	0	0	0	0	0	0	0	0	0	0	0	0	0	0
23:30	1	0	1	0	0	0	0	0	0	0	0	0	0	0
23:45	0	0	0	0	0	0	0	0	0	0	0	0	0	0
12H,7-19	434	8	313	48	0	0	9	0	4	0	16	34	0	2
16H,6-22	554	11	412	56	1	1	12	0	4	0	17	38	0	2
18H,6-24	567	11	422	59	1	1	12	0	4	0	17	38	0	2
24H,0-24	725	16	552	66	1	1	14	0	5	0	20	48	0	2

27397		IMMINGHAM				Site No: 27397001		Location Site 1 - Laporte Road (att to tree)								
Channel: Northbound																
TIME PERIOD	TOTAL VEHICLES	MOTOR-CYCLES	CARS OR CAR-BASED LGV	LIGHT GOODS VEHICLES	BUSES	TWO AXLE, SIX TYRE, RIGID/BUSES	THREE AXLE RIGID	FOUR OR MORE AXLE RIGID	FOUR OR LESS AXLE ARTIC	FIVE AXLE ARTIC	SIX OR MORE AXLE ARTIC	FIVE OR LESS AXLE MULTI-TRAILER ARTIC	SIX AXLE MULTI-TRAILER ARTIC	SEVEN OR MORE AXLE ARTIC		
Sun 22-Jan-23																
00:00	0	0	0	0	0	0	0	0	0	0	0	0	0	0	0	
00:15	3	0	3	0	0	0	0	0	0	0	0	0	0	0	0	
00:30	0	0	0	0	0	0	0	0	0	0	0	0	0	0	0	
00:45	0	0	0	0	0	0	0	0	0	0	0	0	0	0	0	
01:00	1	0	1	0	0	0	0	0	0	0	0	0	0	0	0	
01:15	0	0	0	0	0	0	0	0	0	0	0	0	0	0	0	
01:30	0	0	0	0	0	0	0	0	0	0	0	0	0	0	0	
01:45	1	0	1	0	0	0	0	0	0	0	0	0	0	0	0	
02:00	3	0	1	0	0	0	0	0	0	0	0	2	0	0	0	
02:15	1	0	0	0	0	0	1	0	0	0	0	0	0	0	0	
02:30	0	0	0	0	0	0	0	0	0	0	0	0	0	0	0	
02:45	2	0	1	1	0	0	0	0	0	0	0	0	0	0	0	
03:00	1	0	1	0	0	0	0	0	0	0	0	0	0	0	0	
03:15	1	1	0	0	0	0	0	0	0	0	0	0	0	0	0	
03:30	2	0	1	0	0	0	0	0	0	0	0	1	0	0	0	
03:45	1	0	1	0	0	0	0	0	0	0	0	0	0	0	0	
04:00	3	1	0	0	0	0	0	0	0	0	2	0	0	0	0	
04:15	3	0	3	0	0	0	0	0	0	0	0	0	0	0	0	
04:30	7	1	3	0	0	0	1	0	1	0	0	1	0	0	0	
04:45	11	0	10	0	0	0	1	0	0	0	0	0	0	0	0	
05:00	11	0	9	2	0	0	0	0	0	0	0	0	0	0	0	
05:15	30	2	27	1	0	0	0	0	0	0	0	0	0	0	0	
05:30	16	1	14	0	0	0	1	0	0	0	0	0	0	0	0	
05:45	16	0	16	0	0	0	0	0	0	0	0	0	0	0	0	

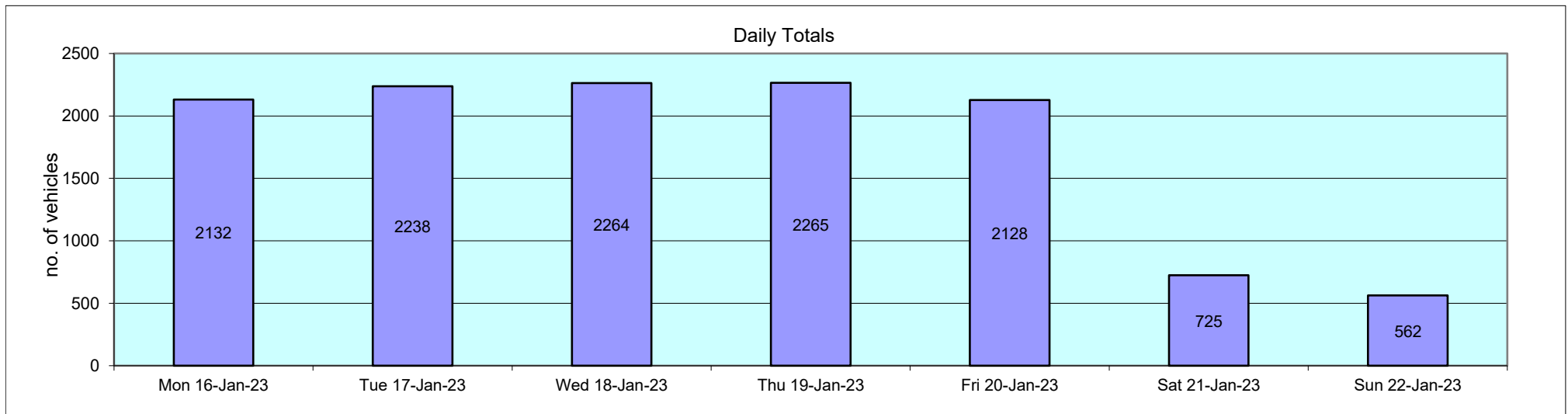
TIME PERIOD	TOTAL VEHICLES	MOTOR-CYCLES	CARS OR CAR-BASED LGV	LIGHT GOODS VEHICLES	BUSES	TWO AXLE, SIX TYRE, RIGID/BUSES	THREE AXLE RIGID	FOUR OR MORE AXLE RIGID	FOUR OR LESS AXLE ARTIC	FIVE AXLE ARTIC	SIX OR MORE AXLE ARTIC	FIVE OR LESS AXLE MULTI-TRAILER ARTIC	SIX AXLE MULTI-TRAILER ARTIC	SEVEN OR MORE AXLE ARTIC
06:00	11	1	9	0	0	0	0	0	1	0	0	0	0	0
06:15	18	0	18	0	0	0	0	0	0	0	0	0	0	0
06:30	14	1	11	2	0	0	0	0	0	0	0	0	0	0
06:45	14	0	13	1	0	0	0	0	0	0	0	0	0	0
07:00	7	0	7	0	0	0	0	0	0	0	0	0	0	0
07:15	8	0	7	1	0	0	0	0	0	0	0	0	0	0
07:30	13	0	11	1	0	0	0	0	0	0	0	1	0	0
07:45	5	0	3	1	0	0	0	0	1	0	0	0	0	0
08:00	2	0	1	0	0	0	0	0	0	0	0	1	0	0
08:15	4	0	3	0	0	0	0	0	0	0	0	1	0	0
08:30	4	0	2	1	0	0	0	0	0	0	0	1	0	0
08:45	5	0	4	0	0	0	0	0	1	0	0	0	0	0
09:00	6	0	4	1	0	0	0	0	0	0	0	1	0	0
09:15	6	0	3	0	0	0	0	0	0	0	1	2	0	0
09:30	3	1	1	1	0	0	0	0	0	0	0	0	0	0
09:45	6	0	5	1	0	0	0	0	0	0	0	0	0	0
10:00	2	0	1	1	0	0	0	0	0	0	0	0	0	0
10:15	5	0	3	1	0	0	0	0	0	0	1	0	0	0
10:30	6	0	5	0	0	0	0	0	0	0	0	1	0	0
10:45	5	0	5	0	0	0	0	0	0	0	0	0	0	0
11:00	6	0	2	1	0	0	1	0	0	0	0	2	0	0
11:15	4	0	1	2	0	0	0	0	0	0	0	1	0	0
11:30	3	0	2	1	0	0	0	0	0	0	0	0	0	0
11:45	2	0	1	1	0	0	0	0	0	0	0	0	0	0

27397 IMMINGHAM Site No: 27397001 Location Site 1 - Laporte Road (att to tree)															
Channel: Northbound															
TIME PERIOD	TOTAL VEHICLES	MOTOR-CYCLES	CARS OR CAR-BASED LGV	LIGHT GOODS VEHICLES	BUSES	TWO AXLE, SIX TYRE, RIGID/BUSES	THREE AXLE RIGID	FOUR OR MORE AXLE RIGID	FOUR OR LESS AXLE ARTIC	FIVE AXLE ARTIC	SIX OR MORE AXLE ARTIC	FIVE OR LESS AXLE MULTI-TRAILER ARTIC	SIX AXLE MULTI-TRAILER ARTIC	SEVEN OR MORE AXLE ARTIC	
Sun 22-Jan-23															
12:00	8	0	6	2	0	0	0	0	0	0	0	0	0	0	0
12:15	6	0	3	2	0	0	0	0	0	0	1	0	0	0	0
12:30	4	0	3	1	0	0	0	0	0	0	0	0	0	0	0
12:45	4	0	2	1	0	0	0	0	0	0	1	0	0	0	0
13:00	5	0	4	1	0	0	0	0	0	0	0	0	0	0	0
13:15	10	0	8	1	0	0	0	0	1	0	0	0	0	0	0
13:30	8	0	7	1	0	0	0	0	0	0	0	0	0	0	0
13:45	9	0	7	1	0	0	0	0	0	0	0	1	0	0	0
14:00	12	0	8	3	0	0	0	0	0	0	0	1	0	0	0
14:15	6	0	2	2	0	0	0	0	0	1	0	1	0	0	0
14:30	8	0	8	0	0	0	0	0	0	0	0	0	0	0	0
14:45	13	1	8	2	0	0	0	0	1	0	1	0	0	0	0
15:00	3	0	1	1	0	0	0	0	1	0	0	0	0	0	0
15:15	8	0	7	1	0	0	0	0	0	0	0	0	0	0	0
15:30	6	0	3	1	0	0	0	0	1	0	1	0	0	0	0
15:45	7	0	4	1	0	0	0	0	0	0	1	1	0	0	0
16:00	6	1	4	1	0	0	0	0	0	0	0	0	0	0	0
16:15	5	1	4	0	0	0	0	0	0	0	0	0	0	0	0
16:30	5	0	3	1	0	0	0	0	0	0	1	0	0	0	0
16:45	4	0	3	0	0	0	0	0	0	0	0	0	0	0	1
17:00	10	1	9	0	0	0	0	0	0	0	0	0	0	0	0
17:15	17	0	16	1	0	0	0	0	0	0	0	0	0	0	0
17:30	22	0	21	1	0	0	0	0	0	0	0	0	0	0	0
17:45	7	0	7	0	0	0	0	0	0	0	0	0	0	0	0

TIME PERIOD	TOTAL VEHICLES	MOTOR-CYCLES	CARS OR CAR-BASED LGV	LIGHT GOODS VEHICLES	BUSES	TWO AXLE, SIX TYRE, RIGID/BUSES	THREE AXLE RIGID	FOUR OR MORE AXLE RIGID	FOUR OR LESS AXLE ARTIC	FIVE AXLE ARTIC	SIX OR MORE AXLE ARTIC	FIVE OR LESS AXLE MULTI-TRAILER ARTIC	SIX AXLE MULTI-TRAILER ARTIC	SEVEN OR MORE AXLE ARTIC
18:00	12	1	10	1	0	0	0	0	0	0	0	0	0	0
18:15	11	1	8	1	0	0	0	0	0	0	1	0	0	0
18:30	12	1	9	2	0	0	0	0	0	0	0	0	0	0
18:45	10	0	9	1	0	0	0	0	0	0	0	0	0	0
19:00	3	0	0	3	0	0	0	0	0	0	0	0	0	0
19:15	2	0	0	1	0	0	0	0	0	0	0	1	0	0
19:30	3	0	2	0	0	0	1	0	0	0	0	0	0	0
19:45	2	0	2	0	0	0	0	0	0	0	0	0	0	0
20:00	2	0	1	1	0	0	0	0	0	0	0	0	0	0
20:15	2	0	2	0	0	0	0	0	0	0	0	0	0	0
20:30	6	0	6	0	0	0	0	0	0	0	0	0	0	0
20:45	4	0	3	1	0	0	0	0	0	0	0	0	0	0
21:00	2	0	2	0	0	0	0	0	0	0	0	0	0	0
21:15	4	0	2	1	0	0	0	0	0	0	0	1	0	0
21:30	4	0	3	0	0	0	0	0	0	0	0	1	0	0
21:45	5	0	4	1	0	0	0	0	0	0	0	0	0	0
22:00	3	0	2	0	0	0	0	0	0	0	0	1	0	0
22:15	3	0	2	1	0	0	0	0	0	0	0	0	0	0
22:30	0	0	0	0	0	0	0	0	0	0	0	0	0	0
22:45	1	0	1	0	0	0	0	0	0	0	0	0	0	0
23:00	0	0	0	0	0	0	0	0	0	0	0	0	0	0
23:15	1	0	1	0	0	0	0	0	0	0	0	0	0	0
23:30	3	0	1	2	0	0	0	0	0	0	0	0	0	0
23:45	2	0	1	1	0	0	0	0	0	0	0	0	0	0
12H,7-19	340	8	255	44	0	0	1	0	6	1	9	15	0	1
16H,6-22	436	10	333	55	0	0	2	0	7	1	9	18	0	1
18H,6-24	449	10	341	59	0	0	2	0	7	1	9	19	0	1
24H,0-24	562	16	433	63	0	0	6	0	8	1	11	23	0	1

27397 IMMINGHAM Site No: 27397001 Location Site 1 - Laporte Road (att to tree)
 Channel: Northbound

TIME PERIOD	TOTAL VEHICLES	MOTOR-CYCLES	CARS OR CAR-BASED LGV	LIGHT GOODS VEHICLES	BUSES	TWO AXLE, SIX TYRE, RIGID/BUSES	THREE AXLE RIGID	FOUR OR MORE AXLE RIGID	FOUR OR LESS AXLE ARTIC	FIVE AXLE ARTIC	SIX OR MORE AXLE ARTIC	FIVE OR LESS AXLE MULTI-TRAILER ARTIC	SIX AXLE MULTI-TRAILER ARTIC	SEVEN OR MORE AXLE ARTIC
Daily Totals														
Mon 16-Jan-23	2132	34	1325	435	9	11	33	0	35	7	77	153	0	13
Tue 17-Jan-23	2238	23	1439	375	8	15	39	0	19	3	124	155	0	38
Wed 18-Jan-23	2264	21	1466	401	3	11	35	1	24	4	108	168	0	22
Thu 19-Jan-23	2265	24	1483	400	1	10	33	1	38	0	88	158	0	29
Fri 20-Jan-23	2128	28	1404	332	8	9	31	0	36	2	96	159	0	23
Sat 21-Jan-23	725	16	552	66	1	1	14	0	5	0	20	48	0	2
Sun 22-Jan-23	562	16	433	63	0	0	6	0	8	1	11	23	0	1
Total Vehicles														
[--]	12314	162	8102	2072	30	57	191	2	165	17	524	864	0	128



Time Period	Total Vehicles	85%ile Speed	Mean Speed	<11Mph	11-<21	21-<31	31-<41	41-<46	46-<51	51-<56	56-<61	61-<66	66-<71	71-<76	=>76
Mon 16-Jan-23															
00:00	0	-	-	0	0	0	0	0	0	0	0	0	0	0	0
00:15	4	-	41.7	0	0	0	1	2	1	0	0	0	0	0	0
00:30	4	-	40.6	0	0	1	1	0	0	2	0	0	0	0	0
00:45	0	-	-	0	0	0	0	0	0	0	0	0	0	0	0
01:00	1	-	46.6	0	0	0	0	0	1	0	0	0	0	0	0
01:15	2	-	35.6	0	0	0	1	1	0	0	0	0	0	0	0
01:30	0	-	-	0	0	0	0	0	0	0	0	0	0	0	0
01:45	0	-	-	0	0	0	0	0	0	0	0	0	0	0	0
02:00	0	-	-	0	0	0	0	0	0	0	0	0	0	0	0
02:15	5	-	39	0	0	1	1	3	0	0	0	0	0	0	0
02:30	1	-	50.9	0	0	0	0	0	0	1	0	0	0	0	0
02:45	4	-	41.1	0	0	0	2	1	0	1	0	0	0	0	0
03:00	8	-	44.5	0	0	0	3	0	3	2	0	0	0	0	0
03:15	7	-	44.4	0	0	0	2	3	1	0	1	0	0	0	0
03:30	5	-	40	0	0	0	3	1	1	0	0	0	0	0	0
03:45	4	-	47	0	0	0	0	2	1	1	0	0	0	0	0
04:00	4	-	44.1	0	0	0	0	2	2	0	0	0	0	0	0
04:15	18	48.4	42.2	0	0	0	9	5	2	2	0	0	0	0	0
04:30	16	47	40.1	0	0	1	7	4	4	0	0	0	0	0	0
04:45	17	52.7	46.8	0	0	0	1	6	6	3	1	0	0	0	0
05:00	23	57.4	43.8	0	1	0	8	6	2	1	3	2	0	0	0
05:15	55	48.5	43.3	0	0	1	14	21	13	3	2	1	0	0	0
05:30	57	47.7	41.7	0	2	0	20	13	18	3	1	0	0	0	0
05:45	63	47.3	42.4	0	1	0	19	20	20	2	0	1	0	0	0
06:00	34	45.3	39.1	0	0	0	22	6	5	1	0	0	0	0	0
06:15	51	43.4	40	0	0	1	28	17	3	1	1	0	0	0	0
06:30	62	45.1	39.6	0	1	1	34	16	6	3	1	0	0	0	0
06:45	61	45.5	40.7	0	0	1	26	24	8	2	0	0	0	0	0
07:00	49	45.9	41.6	0	0	0	15	26	6	2	0	0	0	0	0
07:15	83	44.1	40.2	0	0	2	43	27	8	3	0	0	0	0	0
07:30	76	49.3	42.3	0	1	2	20	30	14	6	2	1	0	0	0
07:45	69	48.6	44.2	0	0	0	14	30	17	4	1	1	1	1	0
08:00	61	44.5	40.9	0	0	1	23	30	6	1	0	0	0	0	0
08:15	51	50.4	44.4	0	0	0	13	13	14	8	1	1	0	1	0
08:30	63	48.9	43.5	0	0	0	15	23	19	5	1	0	0	0	0
08:45	60	48.7	41.3	0	0	4	27	11	14	3	1	0	0	0	0
09:00	23	47.5	41.8	0	0	0	7	12	4	0	0	0	0	0	0
09:15	35	46.9	42.3	0	0	0	12	14	5	3	1	0	0	0	0
09:30	23	50.9	44.5	0	0	0	4	11	4	4	0	0	0	0	0
09:45	28	44.3	39.8	0	0	1	15	9	2	1	0	0	0	0	0
10:00	27	45.9	40.2	0	0	0	16	6	4	1	0	0	0	0	0
10:15	32	42.8	38.3	0	1	1	14	13	2	1	0	0	0	0	0
10:30	30	55.3	41.1	0	0	2	16	5	1	1	4	0	1	0	0
10:45	33	47.4	39.8	0	0	1	18	8	4	2	0	0	0	0	0
11:00	26	45.1	38.7	0	1	1	13	7	4	0	0	0	0	0	0
11:15	27	51.1	40.9	0	0	0	18	3	2	3	1	0	0	0	0
11:30	39	45.3	40.7	0	0	0	21	10	5	2	1	0	0	0	0
11:45	32	46.3	41.1	0	1	0	10	14	5	2	0	0	0	0	0

Time Period	Total Vehicles	85%ile Speed	Mean Speed	<11Mph	11-<21	21-<31	31-<41	41-<46	46-<51	51-<56	56-<61	61-<66	66-<71	71-<76	=>76
Mon 16-Jan-23															
12:00	19	54	44.6	0	0	0	7	3	5	2	2	0	0	0	0
12:15	18	50.9	41.9	0	0	1	6	6	2	1	2	0	0	0	0
12:30	28	46.9	41.2	0	0	2	9	9	7	1	0	0	0	0	0
12:45	24	47.6	43.5	0	0	0	4	14	4	1	0	1	0	0	0
13:00	40	47.2	40.6	0	0	0	20	13	4	2	1	0	0	0	0
13:15	30	47.4	44	0	0	0	6	9	12	2	1	0	0	0	0
13:30	29	43.4	41.6	0	0	0	11	16	1	0	1	0	0	0	0
13:45	23	47.4	39.6	0	1	4	5	6	4	3	0	0	0	0	0
14:00	21	48.7	42.2	0	0	0	6	8	5	2	0	0	0	0	0
14:15	29	49.4	43.5	0	0	0	8	10	8	1	1	1	0	0	0
14:30	32	50.6	44.2	0	0	0	7	15	4	4	1	1	0	0	0
14:45	29	49.5	43.9	0	0	0	7	12	6	4	0	0	0	0	0
15:00	29	48	42.1	1	0	0	10	9	7	0	2	0	0	0	0
15:15	37	50	41.7	0	0	1	19	9	3	3	1	1	0	0	0
15:30	16	50.3	46.2	0	0	0	1	6	7	1	0	0	1	0	0
15:45	27	47.4	40.8	0	0	1	12	6	8	0	0	0	0	0	0
16:00	21	47.2	43	0	0	0	5	9	6	1	0	0	0	0	0
16:15	31	50.4	43.5	0	0	0	13	7	6	4	1	0	0	0	0
16:30	30	46.8	41.6	0	0	1	10	13	4	2	0	0	0	0	0
16:45	27	42.4	37.9	0	0	2	16	7	2	0	0	0	0	0	0
17:00	30	49.5	41.4	0	0	0	13	11	2	3	1	0	0	0	0
17:15	31	50.7	42.5	0	1	1	9	8	7	5	0	0	0	0	0
17:30	13	52.1	44.2	0	0	0	3	4	4	1	1	0	0	0	0
17:45	16	53.5	45.7	0	0	0	3	4	6	1	2	0	0	0	0
18:00	12	45.4	40.6	0	0	0	5	5	1	1	0	0	0	0	0
18:15	16	53	46.2	0	0	0	1	6	4	5	0	0	0	0	0
18:30	6	-	43.9	0	0	0	1	2	2	1	0	0	0	0	0
18:45	6	-	41.4	0	0	0	2	4	0	0	0	0	0	0	0
19:00	10	-	44.4	0	0	2	1	2	2	2	0	1	0	0	0
19:15	9	-	39.5	0	0	0	6	3	0	0	0	0	0	0	0
19:30	6	-	40.5	0	0	0	4	0	2	0	0	0	0	0	0
19:45	5	-	46.9	0	0	0	2	0	0	3	0	0	0	0	0
20:00	3	-	43.8	0	0	0	0	2	1	0	0	0	0	0	0
20:15	7	-	42.3	0	0	0	2	3	2	0	0	0	0	0	0
20:30	10	-	41.9	0	0	1	4	0	2	3	0	0	0	0	0
20:45	2	-	49.8	0	0	0	0	1	0	0	1	0	0	0	0
21:00	3	-	43.3	0	0	0	1	1	0	1	0	0	0	0	0
21:15	3	-	37.8	0	0	0	2	1	0	0	0	0	0	0	0
21:30	9	-	43.4	0	0	0	3	2	2	2	0	0	0	0	0
21:45	6	-	43.8	0	0	0	2	2	1	1	0	0	0	0	0
22:00	2	-	48.2	0	0	0	0	0	1	1	0	0	0	0	0
22:15	2	-	43.7	0	0	0	1	0	1	0	0	0	0	0	0
22:30	2	-	41.8	0	0	0	0	2	0	0	0	0	0	0	0
22:45	2	-	40.8	0	0	0	0	2	0	0	0	0	0	0	0
23:00	2	-	38.2	0	0	0	1	1	0	0	0	0	0	0	0
23:15	2	-	31.6	0	0	1	1	0	0	0	0	0	0	0	0
23:30	3	-	35.9	0	0	1	1	1	0	0	0	0	0	0	0
23:45	1	-	36.5	0	0	0	1	0	0	0	0	0	0	0	0
12H,7-19	1537	48	42	1	6	28	553	533	271	103	30	7	3	2	0
16H,6-22	1818	47.8	41.8	1	7	34	690	613	305	122	33	8	3	2	0
18H,6-24	1834	47.8	41.7	1	7	36	695	619	307	123	33	8	3	2	0
24H,0-24	2132	47.8	41.9	1	11	40	787	709	382	144	41	12	3	2	0

Time Period	Total Vehicles	85%ile Speed	Mean Speed	<11Mph	11-<21	21-<31	31-<41	41-<46	46-<51	51-<56	56-<61	61-<66	66-<71	71-<76	=>76
Tue 17-Jan-23															
00:00	2	-	45.9	0	0	0	1	0	0	0	1	0	0	0	0
00:15	2	-	31.9	0	0	1	1	0	0	0	0	0	0	0	0
00:30	1	-	48.8	0	0	0	0	0	1	0	0	0	0	0	0
00:45	1	-	41.2	0	0	0	0	1	0	0	0	0	0	0	0
01:00	1	-	44.3	0	0	0	0	1	0	0	0	0	0	0	0
01:15	2	-	49.2	0	0	0	0	0	1	1	0	0	0	0	0
01:30	1	-	42.2	0	0	0	0	1	0	0	0	0	0	0	0
01:45	1	-	37	0	0	0	1	0	0	0	0	0	0	0	0
02:00	2	-	49.5	0	0	0	1	0	0	0	1	0	0	0	0
02:15	0	-	-	0	0	0	0	0	0	0	0	0	0	0	0
02:30	0	-	-	0	0	0	0	0	0	0	0	0	0	0	0
02:45	1	-	38.6	0	0	0	1	0	0	0	0	0	0	0	0
03:00	0	-	-	0	0	0	0	0	0	0	0	0	0	0	0
03:15	4	-	41.1	0	0	0	2	1	0	1	0	0	0	0	0
03:30	1	-	35.9	0	0	0	1	0	0	0	0	0	0	0	0
03:45	3	-	38.9	0	0	0	1	2	0	0	0	0	0	0	0
04:00	2	-	38.7	0	0	0	2	0	0	0	0	0	0	0	0
04:15	8	-	39.8	0	0	1	3	2	1	1	0	0	0	0	0
04:30	10	-	38.8	0	0	0	6	2	1	1	0	0	0	0	0
04:45	20	45.4	39.7	0	0	0	13	3	3	1	0	0	0	0	0
05:00	26	48.2	44.5	0	0	0	5	11	7	1	1	0	0	1	0
05:15	53	43.6	39.4	0	1	1	27	21	2	0	1	0	0	0	0
05:30	57	45.8	38.8	0	1	4	25	17	8	1	1	0	0	0	0
05:45	55	44	39.1	0	0	1	31	20	0	1	1	1	0	0	0
06:00	37	43.7	38.2	0	0	1	22	12	2	0	0	0	0	0	0
06:15	60	40.7	35.4	0	1	9	40	8	1	0	1	0	0	0	0
06:30	57	43.4	37.7	0	1	5	33	13	3	1	1	0	0	0	0
06:45	65	42.5	38	0	0	0	45	17	3	0	0	0	0	0	0
07:00	63	43.4	39.9	0	0	0	34	25	4	0	0	0	0	0	0
07:15	61	41.4	38	0	0	0	44	16	0	1	0	0	0	0	0
07:30	73	43.3	39	0	2	0	33	31	7	0	0	0	0	0	0
07:45	89	46.4	40.9	0	0	2	41	29	15	1	1	0	0	0	0
08:00	57	44.4	39.1	0	0	2	31	19	5	0	0	0	0	0	0
08:15	77	44.4	39.6	0	0	0	45	24	7	1	0	0	0	0	0
08:30	50	43	38.2	0	0	2	32	13	2	1	0	0	0	0	0
08:45	53	42.8	39.7	0	0	0	30	20	2	1	0	0	0	0	0
09:00	29	48.4	40.2	0	0	0	18	4	4	3	0	0	0	0	0
09:15	27	42.5	39.1	0	0	0	17	7	2	1	0	0	0	0	0
09:30	34	44.8	38.1	0	0	3	17	9	5	0	0	0	0	0	0
09:45	17	49.8	42.3	0	0	0	7	5	3	2	0	0	0	0	0
10:00	27	46.1	40	0	0	1	9	12	5	0	0	0	0	0	0
10:15	24	48.1	43	0	0	0	3	15	4	2	0	0	0	0	0
10:30	27	47.8	42.4	0	0	0	10	8	9	0	0	0	0	0	0
10:45	30	48.2	42.7	0	0	1	7	11	9	1	1	0	0	0	0
11:00	33	47	41.2	0	0	0	19	8	4	1	1	0	0	0	0
11:15	31	49.2	42	0	0	0	15	7	7	0	1	1	0	0	0
11:30	30	52.2	45	0	0	0	9	7	10	0	1	1	2	0	0
11:45	31	45.7	42.6	0	0	0	7	16	7	1	0	0	0	0	0

Time Period	Total Vehicles	85%ile Speed	Mean Speed	<11Mph	11-<21	21-<31	31-<41	41-<46	46-<51	51-<56	56-<61	61-<66	66-<71	71-<76	=>76
-------------	----------------	--------------	------------	--------	--------	--------	--------	--------	--------	--------	--------	--------	--------	--------	------

Tue 17-Jan-23

12:00	28	45	40.8	0	0	1	13	10	2	0	2	0	0	0	0
12:15	34	50.8	41.4	0	0	1	18	5	3	6	1	0	0	0	0
12:30	39	48.8	42.7	1	0	1	14	11	7	2	1	1	1	0	0
12:45	16	49	41.7	0	0	0	8	5	2	1	0	0	0	0	0
13:00	25	52.9	45	0	0	0	6	7	7	4	0	1	0	0	0
13:15	32	47.6	42.1	0	0	1	8	12	8	3	0	0	0	0	0
13:30	38	52.7	45	0	0	0	6	18	7	4	1	2	0	0	0
13:45	40	45	40.6	0	0	2	18	14	2	4	0	0	0	0	0
14:00	37	48	44.5	0	0	0	5	18	12	0	0	1	1	0	0
14:15	41	47	39.2	0	1	3	21	8	7	1	0	0	0	0	0
14:30	32	46	40	0	0	0	18	9	3	2	0	0	0	0	0
14:45	27	48.3	42.1	0	0	0	8	11	6	1	1	0	0	0	0
15:00	33	51.1	45.3	0	0	0	3	16	7	7	0	0	0	0	0
15:15	40	47.7	41.5	1	0	0	15	13	10	1	0	0	0	0	0
15:30	27	48.8	43.4	0	0	1	4	13	7	1	1	0	0	0	0
15:45	18	47.7	41.6	0	0	0	7	6	3	1	1	0	0	0	0
16:00	44	48.8	44.6	0	0	0	11	14	14	4	1	0	0	0	0
16:15	23	50.3	45.5	0	0	0	4	4	12	3	0	0	0	0	0
16:30	42	47.1	40.3	0	0	0	22	12	3	4	1	0	0	0	0
16:45	26	44	39.4	0	0	1	17	5	3	0	0	0	0	0	0
17:00	27	47.7	40.6	0	0	2	12	7	5	1	0	0	0	0	0
17:15	26	53.6	42.5	0	0	1	11	8	2	1	2	1	0	0	0
17:30	29	48	41.7	0	0	0	13	10	4	2	0	0	0	0	0
17:45	20	55.4	43.1	0	0	0	9	6	1	1	3	0	0	0	0
18:00	8	-	38.4	0	0	1	5	0	2	0	0	0	0	0	0
18:15	16	46.7	41.5	0	0	0	7	5	3	0	0	0	1	0	0
18:30	17	46.4	39.1	0	0	1	7	6	3	0	0	0	0	0	0
18:45	12	57.1	46.2	0	0	0	2	4	3	0	3	0	0	0	0
19:00	3	-	48	0	0	0	0	1	0	2	0	0	0	0	0
19:15	5	-	43.9	0	0	0	2	1	1	1	0	0	0	0	0
19:30	7	-	44.8	0	0	0	2	2	1	1	0	1	0	0	0
19:45	6	-	39.3	0	0	0	5	0	1	0	0	0	0	0	0
20:00	7	-	42.1	0	0	0	4	1	1	1	0	0	0	0	0
20:15	4	-	43.5	0	0	0	2	0	0	2	0	0	0	0	0
20:30	12	55.3	44.4	0	0	0	3	5	2	0	2	0	0	0	0
20:45	3	-	42	0	0	1	0	0	1	1	0	0	0	0	0
21:00	8	-	44.7	0	0	0	2	2	2	1	1	0	0	0	0
21:15	9	-	41.7	0	0	0	4	3	1	1	0	0	0	0	0
21:30	8	-	40.1	0	0	1	4	2	0	1	0	0	0	0	0
21:45	8	-	41.1	0	0	0	3	4	0	1	0	0	0	0	0
22:00	6	-	46.6	0	0	0	1	1	2	2	0	0	0	0	0
22:15	7	-	42.7	0	0	1	0	3	3	0	0	0	0	0	0
22:30	3	-	46.8	0	0	0	0	1	2	0	0	0	0	0	0
22:45	4	-	40.9	0	0	0	2	1	1	0	0	0	0	0	0
23:00	1	-	51	0	0	0	0	0	0	1	0	0	0	0	0
23:15	2	-	41.9	0	0	0	1	0	0	1	0	0	0	0	0
23:30	1	-	50.8	0	0	0	0	0	0	1	0	0	0	0	0
23:45	2	-	47.7	0	0	0	0	1	0	1	0	0	0	0	0
12H,7-19	1660	47.1	41.2	2	3	27	720	543	259	70	23	8	5	0	0
16H,6-22	1959	46.8	40.8	2	5	44	891	614	278	83	28	9	5	0	0
18H,6-24	1985	46.9	40.8	2	5	45	895	621	286	89	28	9	5	0	0
24H,0-24	2238	46.6	40.7	2	7	53	1016	703	310	97	34	10	5	1	0

Time Period	Total Vehicles	85%ile Speed	Mean Speed	<11Mph	11-<21	21-<31	31-<41	41-<46	46-<51	51-<56	56-<61	61-<66	66-<71	71-<76	=>76
Wed 18-Jan-23															
00:00	2	-	37.7	0	0	0	2	0	0	0	0	0	0	0	0
00:15	3	-	32.6	0	0	1	2	0	0	0	0	0	0	0	0
00:30	1	-	36.4	0	0	0	1	0	0	0	0	0	0	0	0
00:45	0	-	-	0	0	0	0	0	0	0	0	0	0	0	0
01:00	1	-	42.6	0	0	0	0	1	0	0	0	0	0	0	0
01:15	1	-	45.1	0	0	0	0	0	1	0	0	0	0	0	0
01:30	1	-	34.5	0	0	0	1	0	0	0	0	0	0	0	0
01:45	1	-	40	0	0	0	1	0	0	0	0	0	0	0	0
02:00	1	-	42.5	0	0	0	0	1	0	0	0	0	0	0	0
02:15	1	-	36.8	0	0	0	1	0	0	0	0	0	0	0	0
02:30	1	-	42.9	0	0	0	0	1	0	0	0	0	0	0	0
02:45	0	-	-	0	0	0	0	0	0	0	0	0	0	0	0
03:00	3	-	34.7	0	0	0	3	0	0	0	0	0	0	0	0
03:15	3	-	45.3	0	0	0	0	2	0	1	0	0	0	0	0
03:30	3	-	39.9	0	0	0	2	1	0	0	0	0	0	0	0
03:45	7	-	36.8	0	0	2	0	4	1	0	0	0	0	0	0
04:00	3	-	39	0	0	0	2	1	0	0	0	0	0	0	0
04:15	9	-	34	0	0	1	8	0	0	0	0	0	0	0	0
04:30	10	-	39.5	0	0	0	5	5	0	0	0	0	0	0	0
04:45	19	46.6	38.4	0	0	4	7	4	4	0	0	0	0	0	0
05:00	26	47	39.5	0	0	1	14	4	7	0	0	0	0	0	0
05:15	51	40.5	35.5	1	1	0	40	8	1	0	0	0	0	0	0
05:30	73	41.8	37.5	0	1	3	49	17	3	0	0	0	0	0	0
05:45	54	45.5	39.9	0	0	0	31	9	12	1	1	0	0	0	0
06:00	39	41.8	36	0	0	4	26	7	1	1	0	0	0	0	0
06:15	48	41.3	37.4	0	2	0	31	15	0	0	0	0	0	0	0
06:30	74	41.9	36.7	0	1	8	45	18	2	0	0	0	0	0	0
06:45	58	41.1	36.9	0	0	4	40	13	1	0	0	0	0	0	0
07:00	70	42.2	38.8	0	0	0	46	19	2	1	1	1	0	0	0
07:15	89	42.9	39	0	0	2	51	31	2	2	0	1	0	0	0
07:30	78	43.3	39.6	0	1	0	34	38	3	2	0	0	0	0	0
07:45	101	47.8	40.7	0	0	2	51	21	21	3	3	0	0	0	0
08:00	56	44.7	41.3	0	0	1	24	24	3	2	1	1	0	0	0
08:15	67	46.1	40.9	0	0	2	28	26	7	3	1	0	0	0	0
08:30	47	47.2	40.6	0	0	2	23	11	9	2	0	0	0	0	0
08:45	55	49.6	43.6	0	0	0	11	24	12	8	0	0	0	0	0
09:00	42	46.1	42.4	0	0	0	11	16	13	2	0	0	0	0	0
09:15	39	46.8	42.9	0	0	0	13	12	11	2	1	0	0	0	0
09:30	35	46.3	40.9	0	0	0	22	8	3	1	0	1	0	0	0
09:45	25	47.4	42.3	0	0	0	10	9	4	1	1	0	0	0	0
10:00	22	52.1	43.5	0	0	0	6	10	3	1	1	1	0	0	0
10:15	30	53.2	43	0	0	0	15	8	1	4	1	1	0	0	0
10:30	28	45.4	40.6	0	0	0	14	9	3	1	1	0	0	0	0
10:45	25	49.1	42.8	0	0	0	10	7	6	1	0	1	0	0	0
11:00	28	51.8	43.5	0	0	0	9	9	6	2	2	0	0	0	0
11:15	26	51.7	44.8	0	0	0	6	9	4	5	1	1	0	0	0
11:30	33	48.1	41.7	0	0	0	15	8	7	2	1	0	0	0	0
11:45	36	52	44.2	0	0	1	11	5	13	4	1	1	0	0	0

27397

IMMINGHAM

Site No: 27397001

Location Site 1 - Laporte Road (att to tree)

Channel: Northbound

Time Period	Total Vehicles	85%ile Speed	Mean Speed	<11Mph	11-<21	21-<31	31-<41	41-<46	46-<51	51-<56	56-<61	61-<66	66-<71	71-<76	=>76
Wed 18-Jan-23															
12:00	17	47.1	43	0	0	0	5	5	6	1	0	0	0	0	0
12:15	27	51	44.4	0	0	0	7	9	5	4	1	1	0	0	0
12:30	18	48.5	42.4	0	0	0	9	4	3	1	1	0	0	0	0
12:45	21	55	48.2	0	0	0	1	8	5	4	2	0	1	0	0
13:00	40	50.7	43.9	0	0	0	11	17	6	2	1	3	0	0	0
13:15	30	53.6	45.7	0	0	0	3	15	7	1	2	2	0	0	0
13:30	40	49.2	44.4	0	0	0	13	14	8	0	3	0	0	1	1
13:45	33	46	40.2	0	0	0	15	12	5	1	0	0	0	0	0
14:00	47	49.9	43.1	0	0	0	13	15	13	6	0	0	0	0	0
14:15	33	52.4	44.3	0	0	0	8	12	5	7	1	0	0	0	0
14:30	40	45.3	40.6	0	1	1	12	20	4	1	1	0	0	0	0
14:45	37	49.4	44.2	0	0	1	9	10	13	2	1	1	0	0	0
15:00	28	46.8	42.5	0	0	0	5	15	8	0	0	0	0	0	0
15:15	37	49.2	40.6	1	0	2	12	13	4	4	1	0	0	0	0
15:30	18	49.9	42.9	0	0	0	7	3	7	1	0	0	0	0	0
15:45	21	51.7	42	0	0	0	11	4	3	2	0	1	0	0	0
16:00	28	47.7	40.9	0	0	1	11	8	7	1	0	0	0	0	0
16:15	20	51.6	41.9	0	0	1	9	5	1	3	1	0	0	0	0
16:30	29	52.7	46	0	0	0	3	11	8	5	2	0	0	0	0
16:45	29	51.2	43	0	0	0	11	9	3	6	0	0	0	0	0
17:00	32	48	42.1	0	0	1	15	5	8	2	0	1	0	0	0
17:15	33	47.4	43.4	0	0	0	11	12	7	1	1	1	0	0	0
17:30	34	45.9	41.9	0	0	1	12	12	7	2	0	0	0	0	0
17:45	21	45.6	39.4	0	0	0	13	5	1	2	0	0	0	0	0
18:00	5	-	39.8	0	0	0	4	0	1	0	0	0	0	0	0
18:15	19	49.5	40.3	0	0	0	12	3	2	1	1	0	0	0	0
18:30	13	45.6	42.8	0	0	0	2	9	2	0	0	0	0	0	0
18:45	9	-	41.8	0	0	0	3	4	2	0	0	0	0	0	0
19:00	5	-	39.4	0	0	0	2	3	0	0	0	0	0	0	0
19:15	3	-	34	0	1	0	0	1	1	0	0	0	0	0	0
19:30	7	-	43.6	0	0	0	2	2	3	0	0	0	0	0	0
19:45	7	-	41.8	0	0	0	1	5	1	0	0	0	0	0	0
20:00	7	-	38.8	0	0	0	5	2	0	0	0	0	0	0	0
20:15	1	-	52.9	0	0	0	0	0	0	1	0	0	0	0	0
20:30	5	-	42.6	0	0	0	2	1	1	1	0	0	0	0	0
20:45	5	-	49.4	0	0	0	0	1	2	1	1	0	0	0	0
21:00	4	-	37.1	0	0	0	3	1	0	0	0	0	0	0	0
21:15	5	-	47	0	0	0	0	2	2	0	1	0	0	0	0
21:30	4	-	39.4	0	0	0	3	0	1	0	0	0	0	0	0
21:45	4	-	44.8	0	0	0	1	1	1	1	0	0	0	0	0
22:00	10	-	43.6	0	0	0	3	3	3	1	0	0	0	0	0
22:15	5	-	43.2	0	0	0	2	2	0	1	0	0	0	0	0
22:30	4	-	46.9	0	0	0	0	2	1	1	0	0	0	0	0
22:45	0	-	-	0	0	0	0	0	0	0	0	0	0	0	0
23:00	2	-	41	0	0	0	1	1	0	0	0	0	0	0	0
23:15	0	-	-	0	0	0	0	0	0	0	0	0	0	0	0
23:30	1	-	31.8	0	0	0	1	0	0	0	0	0	0	0	0
23:45	1	-	42.4	0	0	0	0	1	0	0	0	0	0	0	0
12H,7-19	1691	47.9	42	1	2	18	657	563	284	109	35	19	1	1	1
16H,6-22	1967	47.2	41.4	1	6	34	818	635	300	114	37	19	1	1	1
18H,6-24	1990	47.2	41.4	1	6	34	825	644	304	117	37	19	1	1	1
24H,0-24	2264	46.9	41	2	8	46	994	702	333	119	38	19	1	1	1

Time Period	Total Vehicles	85%ile Speed	Mean Speed	<11Mph	11-<21	21-<31	31-<41	41-<46	46-<51	51-<56	56-<61	61-<66	66-<71	71-<76	=>76
Thu 19-Jan-23															
00:00	0	-	-	0	0	0	0	0	0	0	0	0	0	0	0
00:15	2	-	37.5	0	0	0	1	1	0	0	0	0	0	0	0
00:30	2	-	48.1	0	0	0	0	0	2	0	0	0	0	0	0
00:45	2	-	39.6	0	0	0	1	1	0	0	0	0	0	0	0
01:00	1	-	32.3	0	0	0	1	0	0	0	0	0	0	0	0
01:15	1	-	34.5	0	0	0	1	0	0	0	0	0	0	0	0
01:30	1	-	36.2	0	0	0	1	0	0	0	0	0	0	0	0
01:45	0	-	-	0	0	0	0	0	0	0	0	0	0	0	0
02:00	1	-	41.8	0	0	0	0	1	0	0	0	0	0	0	0
02:15	2	-	34.9	0	0	1	0	1	0	0	0	0	0	0	0
02:30	1	-	45.6	0	0	0	0	0	1	0	0	0	0	0	0
02:45	1	-	38.9	0	0	0	1	0	0	0	0	0	0	0	0
03:00	3	-	48.4	0	0	0	0	1	1	1	0	0	0	0	0
03:15	2	-	41.1	0	0	0	1	0	1	0	0	0	0	0	0
03:30	3	-	44.2	0	0	0	1	1	0	1	0	0	0	0	0
03:45	2	-	29.6	0	0	1	1	0	0	0	0	0	0	0	0
04:00	7	-	45.9	0	0	0	2	1	2	2	0	0	0	0	0
04:15	6	-	44.4	0	0	0	2	0	3	1	0	0	0	0	0
04:30	13	46.4	39.4	0	0	1	6	3	3	0	0	0	0	0	0
04:45	17	52.5	45.1	0	0	0	5	4	2	5	1	0	0	0	0
05:00	23	53.7	44.7	0	0	0	6	4	8	3	2	0	0	0	0
05:15	60	45.1	38.7	1	0	1	35	14	7	2	0	0	0	0	0
05:30	57	50.7	42.4	0	0	1	23	16	8	8	1	0	0	0	0
05:45	51	46.8	39.6	0	1	1	26	10	10	2	1	0	0	0	0
06:00	34	45.3	41.1	0	0	1	9	19	3	2	0	0	0	0	0
06:15	56	43.6	39.2	0	1	0	37	12	3	3	0	0	0	0	0
06:30	78	44.5	38.9	0	1	6	37	27	6	1	0	0	0	0	0
06:45	74	45.7	37.9	0	2	11	22	26	11	2	0	0	0	0	0
07:00	62	43.1	39.6	0	0	1	33	22	4	2	0	0	0	0	0
07:15	89	46.4	40.2	0	0	0	56	18	8	6	0	1	0	0	0
07:30	78	45	40.5	0	0	0	31	36	9	1	1	0	0	0	0
07:45	101	48.7	43.8	0	0	0	24	41	23	11	1	1	0	0	0
08:00	80	50.1	42	0	0	0	31	26	11	9	0	3	0	0	0
08:15	59	46.6	42.4	0	0	0	16	31	8	4	0	0	0	0	0
08:30	65	49.2	43.6	0	0	0	17	26	16	4	1	1	0	0	0
08:45	42	49.4	43.7	0	0	0	9	19	9	5	0	0	0	0	0
09:00	45	47.6	43.1	0	0	0	13	20	9	2	0	0	1	0	0
09:15	29	50.8	44.1	0	0	0	7	11	6	4	0	0	1	0	0
09:30	35	47.7	42.7	0	0	0	10	16	6	2	1	0	0	0	0
09:45	24	49.4	43.1	0	0	0	7	9	5	1	1	1	0	0	0
10:00	25	46.9	42.3	0	0	0	10	9	4	1	0	1	0	0	0
10:15	34	47.2	42.2	0	0	0	12	11	10	1	0	0	0	0	0
10:30	39	46.4	41.6	0	0	0	14	17	6	2	0	0	0	0	0
10:45	32	45.8	41.5	0	0	0	13	13	5	1	0	0	0	0	0
11:00	26	45.4	40.4	0	0	2	11	9	2	0	1	1	0	0	0
11:15	30	47.9	42.2	0	0	0	13	7	8	2	0	0	0	0	0
11:30	36	46.3	40.8	0	0	2	18	10	3	2	1	0	0	0	0
11:45	27	47.6	40.5	0	0	0	15	6	4	1	1	0	0	0	0

Time Period	Total Vehicles	85%ile Speed	Mean Speed	<11Mph	11-<21	21-<31	31-<41	41-<46	46-<51	51-<56	56-<61	61-<66	66-<71	71-<76	=>76
Thu 19-Jan-23															
12:00	21	49.4	42.7	0	0	0	6	11	2	2	0	0	0	0	0
12:15	14	62	49.5	0	0	0	3	3	4	0	0	3	0	0	1
12:30	15	55.3	45.4	0	0	0	3	6	4	0	0	2	0	0	0
12:45	37	49	40.9	0	0	2	17	9	5	1	3	0	0	0	0
13:00	23	52.6	44.2	0	0	0	6	8	5	2	1	1	0	0	0
13:15	30	46.7	42.5	0	0	0	10	12	6	1	1	0	0	0	0
13:30	43	48.3	43.1	0	0	0	12	17	13	0	1	0	0	0	0
13:45	29	46.3	40.2	0	0	1	10	13	2	1	2	0	0	0	0
14:00	23	50.4	44.3	0	0	1	6	1	12	3	0	0	0	0	0
14:15	30	45.9	40.2	0	1	0	15	7	5	1	0	1	0	0	0
14:30	34	45.2	40.6	0	0	0	21	8	5	0	0	0	0	0	0
14:45	38	49.1	42.3	0	0	0	17	9	7	4	0	1	0	0	0
15:00	38	46.1	41	0	1	0	10	19	7	1	0	0	0	0	0
15:15	39	45.3	41.4	0	0	0	17	11	10	1	0	0	0	0	0
15:30	16	48.2	42.7	0	0	0	5	7	3	1	0	0	0	0	0
15:45	22	48.6	42.7	0	0	0	9	6	5	1	0	0	1	0	0
16:00	24	46.2	36.8	0	2	5	6	7	2	2	0	0	0	0	0
16:15	31	47.5	39.4	0	0	1	14	8	8	0	0	0	0	0	0
16:30	27	49	41.1	0	0	0	12	8	4	2	1	0	0	0	0
16:45	32	48.6	43.5	0	0	0	9	11	9	3	0	0	0	0	0
17:00	32	49.2	42.8	0	0	0	9	11	8	2	2	0	0	0	0
17:15	39	48.3	41.1	0	0	1	19	9	7	2	1	0	0	0	0
17:30	28	43.7	39.9	0	0	1	13	11	2	0	0	0	1	0	0
17:45	14	45.5	41.7	0	0	1	2	8	3	0	0	0	0	0	0
18:00	15	48.9	44.2	0	0	1	1	5	7	1	0	0	0	0	0
18:15	12	52.8	44.4	0	0	0	4	2	3	2	1	0	0	0	0
18:30	14	45.9	40.9	0	0	0	6	6	2	0	0	0	0	0	0
18:45	9	-	40.1	0	0	1	4	1	1	1	1	0	0	0	0
19:00	12	48.4	37.5	0	0	2	5	3	1	1	0	0	0	0	0
19:15	6	-	36.2	0	1	0	1	4	0	0	0	0	0	0	0
19:30	5	-	41	0	0	0	3	0	2	0	0	0	0	0	0
19:45	3	-	43.8	0	0	0	1	0	2	0	0	0	0	0	0
20:00	3	-	45.8	0	0	0	2	0	0	0	0	0	1	0	0
20:15	3	-	45.5	0	0	0	1	0	1	1	0	0	0	0	0
20:30	7	-	37.9	0	0	0	6	0	1	0	0	0	0	0	0
20:45	3	-	48.6	0	0	0	0	1	1	1	0	0	0	0	0
21:00	8	-	41.4	0	0	0	4	2	1	1	0	0	0	0	0
21:15	3	-	43.3	0	0	0	1	1	0	1	0	0	0	0	0
21:30	6	-	37.3	0	0	1	4	1	0	0	0	0	0	0	0
21:45	5	-	42	0	0	0	2	2	1	0	0	0	0	0	0
22:00	4	-	45.7	0	0	0	0	3	0	1	0	0	0	0	0
22:15	3	-	43.2	0	0	0	0	3	0	0	0	0	0	0	0
22:30	2	-	43.7	0	0	0	1	0	1	0	0	0	0	0	0
22:45	2	-	42.1	0	0	0	1	0	1	0	0	0	0	0	0
23:00	1	-	56.4	0	0	0	0	0	0	0	1	0	0	0	0
23:15	1	-	48.4	0	0	0	0	0	1	0	0	0	0	0	0
23:30	1	-	41.9	0	0	0	0	1	0	0	0	0	0	0	0
23:45	0	-	-	0	0	0	0	0	0	0	0	0	0	0	0
12H,7-19	1687	47.5	41.9	0	4	20	626	591	307	95	22	17	4	0	1
16H,6-22	1993	47.2	41.5	0	9	41	761	689	340	108	22	17	5	0	1
18H,6-24	2007	47.2	41.5	0	9	41	763	696	343	109	23	17	5	0	1
24H,0-24	2265	47.4	41.5	1	10	47	877	754	391	134	28	17	5	0	1

Channel: Northbound

Time Period	Total Vehicles	85%ile Speed	Mean Speed	<11Mph	11-<21	21-<31	31-<41	41-<46	46-<51	51-<56	56-<61	61-<66	66-<71	71-<76	=>76
Fri 20-Jan-23															
00:00	1	-	35.7	0	0	0	1	0	0	0	0	0	0	0	0
00:15	2	-	35.9	0	0	0	2	0	0	0	0	0	0	0	0
00:30	2	-	36.6	0	0	0	2	0	0	0	0	0	0	0	0
00:45	1	-	37.9	0	0	0	1	0	0	0	0	0	0	0	0
01:00	1	-	49.1	0	0	0	0	0	1	0	0	0	0	0	0
01:15	1	-	32.6	0	0	0	1	0	0	0	0	0	0	0	0
01:30	0	-	-	0	0	0	0	0	0	0	0	0	0	0	0
01:45	0	-	-	0	0	0	0	0	0	0	0	0	0	0	0
02:00	1	-	40.3	0	0	0	0	1	0	0	0	0	0	0	0
02:15	2	-	39.1	0	0	0	1	1	0	0	0	0	0	0	0
02:30	0	-	-	0	0	0	0	0	0	0	0	0	0	0	0
02:45	2	-	41.8	0	0	0	0	2	0	0	0	0	0	0	0
03:00	2	-	42.9	0	0	0	1	0	1	0	0	0	0	0	0
03:15	2	-	48.1	0	0	0	0	1	0	1	0	0	0	0	0
03:30	4	-	35.1	0	0	0	4	0	0	0	0	0	0	0	0
03:45	6	-	36.1	0	0	1	4	1	0	0	0	0	0	0	0
04:00	5	-	32.1	0	0	3	1	1	0	0	0	0	0	0	0
04:15	9	-	40.1	0	0	0	5	3	1	0	0	0	0	0	0
04:30	10	-	42.4	0	0	0	3	4	3	0	0	0	0	0	0
04:45	14	47.3	42.2	0	0	0	5	6	2	1	0	0	0	0	0
05:00	27	50.4	42.2	0	0	0	12	8	3	3	1	0	0	0	0
05:15	55	46	40.2	0	1	2	27	15	6	2	2	0	0	0	0
05:30	53	45.7	39.5	0	1	1	29	12	7	1	0	2	0	0	0
05:45	56	48.7	42.5	0	0	0	16	22	14	3	0	1	0	0	0
06:00	36	45.2	39.2	0	1	0	22	8	3	1	1	0	0	0	0
06:15	60	44.2	37.6	0	2	3	33	15	5	2	0	0	0	0	0
06:30	71	43.7	39.4	0	0	0	45	18	5	2	1	0	0	0	0
06:45	61	45.9	40	0	0	5	26	19	7	3	1	0	0	0	0
07:00	57	48.2	43.2	0	0	0	16	26	12	2	0	0	1	0	0
07:15	87	45.9	41.5	0	0	0	34	39	8	4	1	1	0	0	0
07:30	82	47.1	42.2	0	0	2	25	37	16	1	0	1	0	0	0
07:45	65	47.5	43.7	0	0	0	13	30	17	3	0	2	0	0	0
08:00	48	47.5	42.4	0	0	0	16	19	9	2	2	0	0	0	0
08:15	60	47.3	42.2	0	0	0	21	22	15	2	0	0	0	0	0
08:30	58	48.2	42.7	0	0	0	19	20	15	4	0	0	0	0	0
08:45	40	48.4	43	0	0	0	11	14	12	3	0	0	0	0	0
09:00	28	48.6	41.3	0	0	0	16	6	3	2	0	1	0	0	0
09:15	39	48.5	44.6	0	0	1	4	16	14	2	2	0	0	0	0
09:30	23	47.4	41.1	0	0	1	8	10	3	1	0	0	0	0	0
09:45	37	47.8	42.2	0	0	1	12	12	9	1	2	0	0	0	0
10:00	35	48	42.7	0	0	0	12	14	5	3	1	0	0	0	0
10:15	25	46.9	41.4	0	0	0	10	9	5	1	0	0	0	0	0
10:30	38	50.3	44.5	0	0	0	14	7	11	4	0	1	1	0	0
10:45	30	46.3	41.8	0	0	0	13	9	5	1	2	0	0	0	0
11:00	22	50.6	43.9	0	0	0	6	8	5	1	1	1	0	0	0
11:15	24	49.6	41.4	0	0	0	13	5	3	3	0	0	0	0	0
11:30	35	46.7	43	0	0	2	6	17	8	0	2	0	0	0	0
11:45	31	51	43.4	0	0	1	9	10	7	0	1	3	0	0	0

Time Period	Total Vehicles	85%ile Speed	Mean Speed	<11Mph	11-<21	21-<31	31-<41	41-<46	46-<51	51-<56	56-<61	61-<66	66-<71	71-<76	=>76
Fri 20-Jan-23															
12:00	27	46.8	40.9	0	0	0	13	8	4	1	1	0	0	0	0
12:15	31	52.2	41.6	0	0	1	15	6	4	4	1	0	0	0	0
12:30	28	50.8	44.3	0	0	1	5	12	4	4	1	1	0	0	0
12:45	30	47.8	43.5	0	0	0	9	9	9	1	2	0	0	0	0
13:00	37	50	43.5	0	0	1	12	8	11	4	1	0	0	0	0
13:15	34	45.7	41.6	0	1	0	11	14	6	0	2	0	0	0	0
13:30	31	53	43.6	0	1	2	5	10	6	4	1	1	0	0	1
13:45	27	44.9	39.4	0	0	0	16	8	1	1	1	0	0	0	0
14:00	45	48	43.5	0	0	0	13	18	11	3	0	0	0	0	0
14:15	22	46	41.7	0	0	0	9	10	3	0	0	0	0	0	0
14:30	21	57.9	45.3	0	0	0	9	1	5	3	1	2	0	0	0
14:45	30	47.5	40.7	0	0	0	17	5	6	1	1	0	0	0	0
15:00	43	47.6	40.8	0	0	0	15	16	11	1	0	0	0	0	0
15:15	27	49.3	41.4	1	0	0	8	10	6	2	0	0	0	0	0
15:30	21	53.5	43.3	0	0	1	6	6	2	5	1	0	0	0	0
15:45	23	49.1	42.7	0	0	0	9	6	5	3	0	0	0	0	0
16:00	19	53.6	43.3	0	0	1	4	8	2	3	1	0	0	0	0
16:15	16	61.4	48.7	0	0	0	3	4	3	2	1	3	0	0	0
16:30	13	51	44.3	0	0	0	2	5	4	1	1	0	0	0	0
16:45	18	52.8	42.9	0	0	3	3	6	2	2	1	0	1	0	0
17:00	24	48	39.5	0	0	1	11	8	3	1	0	0	0	0	0
17:15	31	49.9	42	0	0	1	12	8	6	2	0	2	0	0	0
17:30	25	50.4	42.6	0	0	1	6	11	3	3	0	1	0	0	0
17:45	19	60.8	49.7	0	0	0	3	2	5	4	1	4	0	0	0
18:00	13	50.3	43.6	0	0	0	2	7	2	2	0	0	0	0	0
18:15	22	50.2	43.6	0	0	0	8	5	4	4	1	0	0	0	0
18:30	16	47.2	37.2	0	2	2	4	4	3	1	0	0	0	0	0
18:45	14	45.6	41.7	0	0	0	5	6	2	1	0	0	0	0	0
19:00	7	-	44.8	0	0	0	2	1	2	2	0	0	0	0	0
19:15	2	-	41	0	0	0	0	2	0	0	0	0	0	0	0
19:30	4	-	45.5	0	0	0	0	0	4	0	0	0	0	0	0
19:45	4	-	40.6	0	0	0	2	1	0	1	0	0	0	0	0
20:00	4	-	44.6	0	0	0	1	0	3	0	0	0	0	0	0
20:15	3	-	46.8	0	0	0	0	1	1	1	0	0	0	0	0
20:30	6	-	40.3	0	0	0	4	0	2	0	0	0	0	0	0
20:45	7	-	47.6	0	0	0	2	2	1	1	0	0	0	1	0
21:00	1	-	31.5	0	0	0	1	0	0	0	0	0	0	0	0
21:15	4	-	40	0	0	0	2	1	1	0	0	0	0	0	0
21:30	5	-	38.4	0	0	0	3	2	0	0	0	0	0	0	0
21:45	7	-	45.5	0	0	0	0	5	0	1	0	1	0	0	0
22:00	1	-	35.1	0	0	0	1	0	0	0	0	0	0	0	0
22:15	5	-	51.9	0	0	0	0	2	1	0	1	0	1	0	0
22:30	5	-	38.8	0	0	0	4	0	1	0	0	0	0	0	0
22:45	1	-	52.1	0	0	0	0	0	0	1	0	0	0	0	0
23:00	2	-	39.9	0	0	1	0	0	0	1	0	0	0	0	0
23:15	2	-	29.2	0	0	1	1	0	0	0	0	0	0	0	0
23:30	2	-	45.8	0	0	0	1	0	0	1	0	0	0	0	0
23:45	1	-	34.5	0	0	0	1	0	0	0	0	0	0	0	0
12H,7-19	1571	48.1	42.6	1	4	23	513	551	315	103	33	24	3	0	1
16H,6-22	1853	47.8	42.2	1	7	31	656	626	349	117	36	25	3	1	1
18H,6-24	1872	47.9	42.2	1	7	33	664	628	351	120	37	25	4	1	1
24H,0-24	2128	47.8	42	1	9	40	779	705	389	131	40	28	4	1	1

Time Period	Total Vehicles	85%ile Speed	Mean Speed	<11Mph	11-<21	21-<31	31-<41	41-<46	46-<51	51-<56	56-<61	61-<66	66-<71	71-<76	=>76
Sat 21-Jan-23															
00:00	3	-	38.7	0	0	0	2	0	0	1	0	0	0	0	0
00:15	2	-	41.1	0	0	0	0	2	0	0	0	0	0	0	0
00:30	0	-	-	0	0	0	0	0	0	0	0	0	0	0	0
00:45	2	-	43.4	0	0	0	1	0	1	0	0	0	0	0	0
01:00	0	-	-	0	0	0	0	0	0	0	0	0	0	0	0
01:15	0	-	-	0	0	0	0	0	0	0	0	0	0	0	0
01:30	2	-	42.4	0	0	0	1	0	1	0	0	0	0	0	0
01:45	4	-	43.4	0	0	0	2	0	1	1	0	0	0	0	0
02:00	1	-	47.4	0	0	0	0	0	1	0	0	0	0	0	0
02:15	2	-	39	0	0	0	1	1	0	0	0	0	0	0	0
02:30	1	-	48.1	0	0	0	0	0	1	0	0	0	0	0	0
02:45	3	-	47.7	0	0	0	0	1	1	1	0	0	0	0	0
03:00	0	-	-	0	0	0	0	0	0	0	0	0	0	0	0
03:15	1	-	37.5	0	0	0	1	0	0	0	0	0	0	0	0
03:30	4	-	38.6	0	0	0	3	1	0	0	0	0	0	0	0
03:45	0	-	-	0	0	0	0	0	0	0	0	0	0	0	0
04:00	5	-	38.2	0	0	0	3	1	1	0	0	0	0	0	0
04:15	9	-	42.4	0	0	0	4	0	5	0	0	0	0	0	0
04:30	6	-	40.3	0	0	0	4	1	0	1	0	0	0	0	0
04:45	11	55.3	46.8	0	0	1	0	3	3	2	2	0	0	0	0
05:00	16	47.4	39.9	0	0	0	11	2	3	0	0	0	0	0	0
05:15	28	44.7	41.2	0	0	0	14	11	1	0	1	1	0	0	0
05:30	30	47	40.3	0	0	0	13	11	4	2	0	0	0	0	0
05:45	28	48.7	43.5	0	0	0	11	8	7	0	0	1	0	1	0
06:00	12	49.3	41.8	0	0	0	3	6	3	0	0	0	0	0	0
06:15	19	52	41.9	0	0	0	11	3	2	1	1	0	1	0	0
06:30	21	45.5	40.8	0	0	0	9	8	3	1	0	0	0	0	0
06:45	23	47.3	42.4	0	0	1	5	10	5	1	1	0	0	0	0
07:00	11	51.9	41.6	0	0	0	6	1	2	1	1	0	0	0	0
07:15	16	43.4	39.8	0	0	0	10	5	0	1	0	0	0	0	0
07:30	10	-	43.2	0	0	0	3	3	3	0	1	0	0	0	0
07:45	12	51.8	44.7	0	0	0	1	6	3	1	1	0	0	0	0
08:00	14	53.8	45.9	0	0	0	1	6	4	2	1	0	0	0	0
08:15	10	-	44.6	0	0	0	3	0	7	0	0	0	0	0	0
08:30	6	-	46	0	0	0	2	1	2	0	1	0	0	0	0
08:45	15	52.9	46.1	0	0	0	2	6	5	0	1	1	0	0	0
09:00	1	-	39.7	0	0	0	1	0	0	0	0	0	0	0	0
09:15	7	-	43	0	0	0	2	3	2	0	0	0	0	0	0
09:30	4	-	38	0	0	0	3	1	0	0	0	0	0	0	0
09:45	10	-	39.8	0	0	0	5	4	1	0	0	0	0	0	0
10:00	2	-	37.4	0	0	0	2	0	0	0	0	0	0	0	0
10:15	10	-	44.6	0	0	0	1	5	3	1	0	0	0	0	0
10:30	6	-	42.3	0	0	0	2	3	0	1	0	0	0	0	0
10:45	11	48.4	41.8	0	0	0	5	4	1	1	0	0	0	0	0
11:00	9	-	38.8	0	0	0	4	5	0	0	0	0	0	0	0
11:15	14	46.1	40.7	0	0	0	6	5	2	1	0	0	0	0	0
11:30	15	46.5	41.7	0	0	0	6	6	2	0	1	0	0	0	0
11:45	3	-	41.4	0	0	0	1	1	1	0	0	0	0	0	0

Time Period	Total Vehicles	85%ile Speed	Mean Speed	<11Mph	11-<21	21-<31	31-<41	41-<46	46-<51	51-<56	56-<61	61-<66	66-<71	71-<76	=>76
Sat 21-Jan-23															
12:00	8	-	40.4	0	0	0	4	3	0	1	0	0	0	0	0
12:15	11	53.7	46.4	0	0	0	1	3	4	2	1	0	0	0	0
12:30	9	-	43.6	0	0	0	4	0	4	1	0	0	0	0	0
12:45	5	-	35.3	0	1	0	2	1	1	0	0	0	0	0	0
13:00	13	49.1	42.9	0	0	0	3	5	4	1	0	0	0	0	0
13:15	8	-	48.2	0	0	0	2	1	3	1	0	0	0	0	1
13:30	5	-	48	0	0	0	1	1	2	0	0	0	1	0	0
13:45	6	-	52.3	0	0	0	0	1	1	1	3	0	0	0	0
14:00	7	-	38.1	0	0	0	5	1	1	0	0	0	0	0	0
14:15	6	-	46.6	0	0	0	2	0	1	2	1	0	0	0	0
14:30	9	-	35.7	0	0	4	4	0	0	0	1	0	0	0	0
14:45	14	50.9	44.4	0	0	1	2	4	2	4	1	0	0	0	0
15:00	8	-	38.9	0	0	1	3	3	1	0	0	0	0	0	0
15:15	5	-	37.9	0	0	1	2	1	1	0	0	0	0	0	0
15:30	4	-	51.8	0	0	0	1	0	0	1	2	0	0	0	0
15:45	9	-	43.5	0	0	2	1	1	4	0	1	0	0	0	0
16:00	12	50	42.9	0	0	0	4	4	3	1	0	0	0	0	0
16:15	5	-	48.4	0	0	0	0	2	1	1	1	0	0	0	0
16:30	4	-	46.6	0	0	0	0	2	1	1	0	0	0	0	0
16:45	7	-	40.1	0	0	0	3	3	1	0	0	0	0	0	0
17:00	16	47.8	42.4	0	0	0	6	7	1	1	1	0	0	0	0
17:15	16	45.5	41	0	0	0	5	9	2	0	0	0	0	0	0
17:30	21	49.9	44	0	0	0	2	12	4	3	0	0	0	0	0
17:45	3	-	46.1	0	0	0	0	1	2	0	0	0	0	0	0
18:00	6	-	45.6	0	0	0	0	3	2	1	0	0	0	0	0
18:15	17	48.5	43	0	0	1	2	9	3	1	1	0	0	0	0
18:30	7	-	40	0	0	0	5	1	0	1	0	0	0	0	0
18:45	7	-	44	0	0	0	3	1	1	1	1	0	0	0	0
19:00	2	-	43.5	0	0	0	0	2	0	0	0	0	0	0	0
19:15	5	-	40.7	0	0	0	3	1	0	1	0	0	0	0	0
19:30	1	-	42.4	0	0	0	0	1	0	0	0	0	0	0	0
19:45	0	-	-	0	0	0	0	0	0	0	0	0	0	0	0
20:00	1	-	35.7	0	0	0	1	0	0	0	0	0	0	0	0
20:15	3	-	41.8	0	0	0	1	0	2	0	0	0	0	0	0
20:30	1	-	51.9	0	0	0	0	0	0	1	0	0	0	0	0
20:45	10	-	42.2	0	0	0	2	5	3	0	0	0	0	0	0
21:00	2	-	34.5	0	0	0	2	0	0	0	0	0	0	0	0
21:15	6	-	43.9	0	0	0	1	2	2	1	0	0	0	0	0
21:30	4	-	42.7	0	0	0	2	1	0	1	0	0	0	0	0
21:45	10	-	43.2	0	0	0	4	3	2	1	0	0	0	0	0
22:00	4	-	39.3	0	0	0	2	1	1	0	0	0	0	0	0
22:15	4	-	40.9	0	0	0	2	1	1	0	0	0	0	0	0
22:30	3	-	49.8	0	0	0	0	2	0	0	0	1	0	0	0
22:45	1	-	43.9	0	0	0	0	1	0	0	0	0	0	0	0
23:00	0	-	-	0	0	0	0	0	0	0	0	0	0	0	0
23:15	0	-	-	0	0	0	0	0	0	0	0	0	0	0	0
23:30	1	-	31.8	0	0	0	1	0	0	0	0	0	0	0	0
23:45	0	-	-	0	0	0	0	0	0	0	0	0	0	0	0
12H,7-19	434	49.6	42.9	0	1	10	133	144	88	34	21	1	1	0	1
16H,6-22	554	49	42.7	0	1	11	177	186	110	42	23	1	2	0	1
18H,6-24	567	48.9	42.7	0	1	11	182	191	112	42	23	2	2	0	1
24H,0-24	725	48.6	42.5	0	1	12	253	233	142	50	26	4	2	1	1

Time Period	Total Vehicles	85%ile Speed	Mean Speed	<11Mph	11-<21	21-<31	31-<41	41-<46	46-<51	51-<56	56-<61	61-<66	66-<71	71-<76	=>76
Sun 22-Jan-23															
00:00	0	-	-	0	0	0	0	0	0	0	0	0	0	0	0
00:15	3	-	47.6	0	0	0	1	1	0	0	0	1	0	0	0
00:30	0	-	-	0	0	0	0	0	0	0	0	0	0	0	0
00:45	0	-	-	0	0	0	0	0	0	0	0	0	0	0	0
01:00	1	-	36.4	0	0	0	1	0	0	0	0	0	0	0	0
01:15	0	-	-	0	0	0	0	0	0	0	0	0	0	0	0
01:30	0	-	-	0	0	0	0	0	0	0	0	0	0	0	0
01:45	1	-	48.8	0	0	0	0	0	1	0	0	0	0	0	0
02:00	3	-	41.7	0	0	0	2	0	1	0	0	0	0	0	0
02:15	1	-	38.4	0	0	0	1	0	0	0	0	0	0	0	0
02:30	0	-	-	0	0	0	0	0	0	0	0	0	0	0	0
02:45	2	-	33.8	0	0	1	0	1	0	0	0	0	0	0	0
03:00	1	-	50.8	0	0	0	0	0	0	1	0	0	0	0	0
03:15	1	-	26.5	0	0	1	0	0	0	0	0	0	0	0	0
03:30	2	-	31	0	0	1	1	0	0	0	0	0	0	0	0
03:45	1	-	42.1	0	0	0	0	1	0	0	0	0	0	0	0
04:00	3	-	32.2	0	0	0	3	0	0	0	0	0	0	0	0
04:15	3	-	37.3	0	0	0	2	1	0	0	0	0	0	0	0
04:30	7	-	36.8	0	0	1	4	1	1	0	0	0	0	0	0
04:45	11	45.8	41.3	0	0	0	5	4	2	0	0	0	0	0	0
05:00	11	53.5	45.9	0	0	0	2	3	2	4	0	0	0	0	0
05:15	30	44.9	39.5	0	0	3	11	12	4	0	0	0	0	0	0
05:30	16	47	40.8	0	0	0	9	5	1	1	0	0	0	0	0
05:45	16	52.4	44.6	0	0	0	5	4	3	3	1	0	0	0	0
06:00	11	48.2	41.6	0	0	0	4	3	3	1	0	0	0	0	0
06:15	18	47.1	42.1	0	0	0	7	5	5	1	0	0	0	0	0
06:30	14	49.5	39.4	0	0	4	2	5	1	2	0	0	0	0	0
06:45	14	45.6	42.5	0	0	0	2	8	4	0	0	0	0	0	0
07:00	7	-	34.6	0	0	2	3	1	1	0	0	0	0	0	0
07:15	8	-	41.9	0	0	0	3	3	1	1	0	0	0	0	0
07:30	13	49.8	43.3	0	0	0	5	2	5	1	0	0	0	0	0
07:45	5	-	42	0	0	0	1	2	2	0	0	0	0	0	0
08:00	2	-	43	0	0	0	1	0	0	1	0	0	0	0	0
08:15	4	-	49.2	0	0	0	2	1	0	0	0	0	0	1	0
08:30	4	-	41.7	0	0	0	1	2	0	1	0	0	0	0	0
08:45	5	-	41.5	0	0	0	1	4	0	0	0	0	0	0	0
09:00	6	-	41.1	0	0	0	3	2	1	0	0	0	0	0	0
09:15	6	-	38.6	0	0	0	4	2	0	0	0	0	0	0	0
09:30	3	-	41	0	1	0	0	0	1	0	0	1	0	0	0
09:45	6	-	43.6	0	0	0	3	0	2	0	1	0	0	0	0
10:00	2	-	40.7	0	0	0	1	0	1	0	0	0	0	0	0
10:15	5	-	46.8	0	0	0	1	1	2	0	1	0	0	0	0
10:30	6	-	44.2	0	0	0	2	1	2	0	0	1	0	0	0
10:45	5	-	46.2	0	0	0	1	1	1	2	0	0	0	0	0
11:00	6	-	37.3	0	0	0	5	1	0	0	0	0	0	0	0
11:15	4	-	38	0	0	1	2	0	1	0	0	0	0	0	0
11:30	3	-	38	0	0	0	3	0	0	0	0	0	0	0	0
11:45	2	-	44.3	0	0	0	1	0	1	0	0	0	0	0	0

Time Period	Total Vehicles	85%ile Speed	Mean Speed	<11Mph	11-<21	21-<31	31-<41	41-<46	46-<51	51-<56	56-<61	61-<66	66-<71	71-<76	=>76
Sun 22-Jan-23															
12:00	8	-	44.9	0	0	0	3	2	1	1	0	1	0	0	0
12:15	6	-	43.1	0	0	0	0	6	0	0	0	0	0	0	0
12:30	4	-	44.7	0	0	0	2	0	0	2	0	0	0	0	0
12:45	4	-	47.8	0	0	0	0	1	2	1	0	0	0	0	0
13:00	5	-	43.2	0	0	1	0	2	1	0	1	0	0	0	0
13:15	10	-	42.3	0	0	0	5	2	1	1	1	0	0	0	0
13:30	8	-	45.1	0	0	0	2	2	1	3	0	0	0	0	0
13:45	9	-	46	0	0	0	1	3	3	0	2	0	0	0	0
14:00	12	50.4	41.9	0	0	0	5	4	1	2	0	0	0	0	0
14:15	6	-	42.6	0	0	0	2	2	1	1	0	0	0	0	0
14:30	8	-	44.2	0	0	0	4	0	1	3	0	0	0	0	0
14:45	13	52.1	43.8	0	1	0	1	4	4	2	0	1	0	0	0
15:00	3	-	36.6	0	0	0	3	0	0	0	0	0	0	0	0
15:15	8	-	47.1	0	0	0	1	4	1	0	1	1	0	0	0
15:30	6	-	43.3	0	0	0	1	3	1	1	0	0	0	0	0
15:45	7	-	49.6	0	0	0	1	1	2	2	0	0	1	0	0
16:00	6	-	43.7	0	0	0	2	1	2	0	1	0	0	0	0
16:15	5	-	44.7	0	0	0	1	2	1	1	0	0	0	0	0
16:30	5	-	41.9	0	0	0	1	4	0	0	0	0	0	0	0
16:45	4	-	42.5	0	0	0	2	1	1	0	0	0	0	0	0
17:00	10	-	44.3	0	0	0	4	2	1	2	1	0	0	0	0
17:15	17	47.9	43.7	0	0	0	3	8	5	0	1	0	0	0	0
17:30	22	49.9	42.7	0	0	0	6	9	4	3	0	0	0	0	0
17:45	7	-	43	0	0	0	1	3	3	0	0	0	0	0	0
18:00	12	50	44.3	0	0	0	0	9	2	1	0	0	0	0	0
18:15	11	50.6	43.7	0	1	0	1	2	5	2	0	0	0	0	0
18:30	12	48.7	40	0	0	1	6	1	3	1	0	0	0	0	0
18:45	10	-	43.2	0	0	0	3	4	1	2	0	0	0	0	0
19:00	3	-	44.5	0	0	0	2	0	0	1	0	0	0	0	0
19:15	2	-	42.8	0	0	0	0	2	0	0	0	0	0	0	0
19:30	3	-	48	0	0	0	0	1	1	1	0	0	0	0	0
19:45	2	-	61.3	0	0	0	0	0	0	0	0	2	0	0	0
20:00	2	-	41.5	0	0	0	0	2	0	0	0	0	0	0	0
20:15	2	-	40.9	0	0	0	1	1	0	0	0	0	0	0	0
20:30	6	-	41.9	0	0	0	3	1	2	0	0	0	0	0	0
20:45	4	-	46.5	0	0	0	0	1	3	0	0	0	0	0	0
21:00	2	-	52.7	0	0	0	0	0	1	0	1	0	0	0	0
21:15	4	-	50.6	0	0	0	0	1	1	1	1	0	0	0	0
21:30	4	-	44	0	0	0	1	1	0	2	0	0	0	0	0
21:45	5	-	42.6	0	0	0	2	1	1	1	0	0	0	0	0
22:00	3	-	46.1	0	0	0	0	1	2	0	0	0	0	0	0
22:15	3	-	48.3	0	0	0	0	1	1	1	0	0	0	0	0
22:30	0	-	-	0	0	0	0	0	0	0	0	0	0	0	0
22:45	1	-	44.4	0	0	0	0	1	0	0	0	0	0	0	0
23:00	0	-	-	0	0	0	0	0	0	0	0	0	0	0	0
23:15	1	-	36.3	0	0	0	1	0	0	0	0	0	0	0	0
23:30	3	-	47.8	0	0	0	1	1	0	0	0	1	0	0	0
23:45	2	-	37.3	0	0	0	2	0	0	0	0	0	0	0	0
12H,7-19	340	50.2	43.1	0	3	5	104	105	69	37	10	5	1	1	0
16H,6-22	436	50.2	43.1	0	3	9	128	137	91	47	12	7	1	1	0
18H,6-24	449	50.2	43.2	0	3	9	132	141	94	48	12	8	1	1	0
24H,0-24	562	49.9	42.7	0	3	16	179	174	109	57	13	9	1	1	0

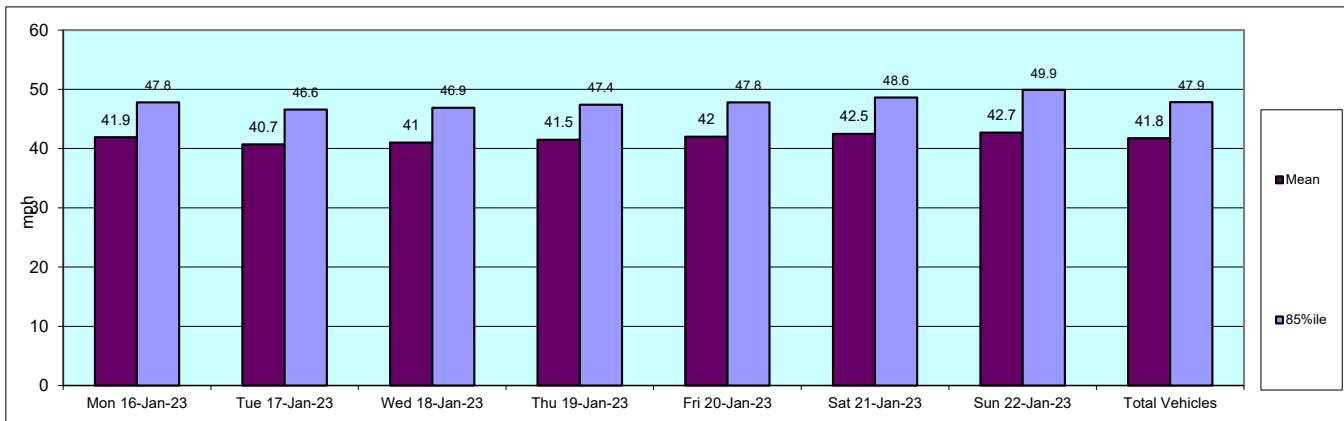
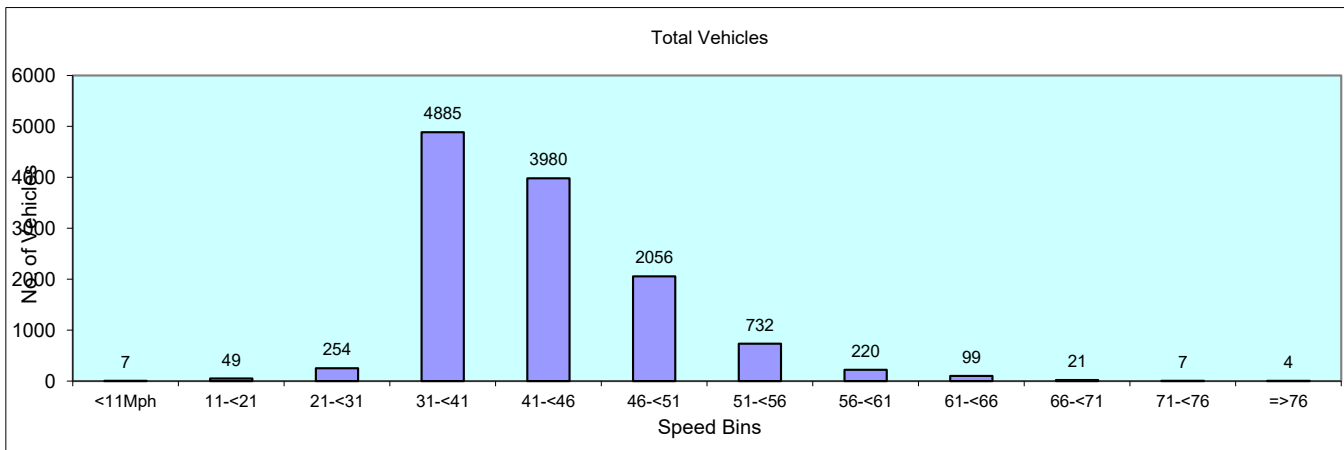
Time Period	Total Vehicles	85%ile Speed	Mean Speed	<11Mph	11-<21	21-<31	31-<41	41-<46	46-<51	51-<56	56-<61	61-<66	66-<71	71-<76	=>76
-------------	----------------	--------------	------------	--------	--------	--------	--------	--------	--------	--------	--------	--------	--------	--------	------

Daily Totals

Mon 16-Jan-23	2132	47.8	41.9	1	11	40	787	709	382	144	41	12	3	2	0
Tue 17-Jan-23	2238	46.6	40.7	2	7	53	1016	703	310	97	34	10	5	1	0
Wed 18-Jan-23	2264	46.9	41	2	8	46	994	702	333	119	38	19	1	1	1
Thu 19-Jan-23	2265	47.4	41.5	1	10	47	877	754	391	134	28	17	5	0	1
Fri 20-Jan-23	2128	47.8	42	1	9	40	779	705	389	131	40	28	4	1	1
Sat 21-Jan-23	725	48.6	42.5	0	1	12	253	233	142	50	26	4	2	1	1
Sun 22-Jan-23	562	49.9	42.7	0	3	16	179	174	109	57	13	9	1	1	0

Total Vehicles

[--]	12314	47.9	41.8	7	49	254	4885	3980	2056	732	220	99	21	7	4
------	-------	------	------	---	----	-----	------	------	------	-----	-----	----	----	---	---



Channel: Northbound

	Mon	Tue	Wed	Thu	Fri	Sat	Sun	5-Day	7-Day
TIME PERIOD	16/01/23	17/01/23	18/01/23	19/01/23	20/01/23	21/01/23	22/01/23	Av	Av
Week Begin: 16-Jan-23									
00:00	0	2	2	0	1	3	0	1	1
00:15	4	2	3	2	2	2	3	3	3
00:30	4	1	1	2	2	0	0	2	1
00:45	0	1	0	2	1	2	0	1	1
01:00	1	1	1	1	1	0	1	1	1
01:15	2	2	1	1	1	0	0	1	1
01:30	0	1	1	1	0	2	0	1	1
01:45	0	1	1	0	0	4	1	0	1
02:00	0	2	1	1	1	1	3	1	1
02:15	5	0	1	2	2	2	1	2	2
02:30	1	0	1	1	0	1	0	1	1
02:45	4	1	0	1	2	3	2	2	2
03:00	8	0	3	3	2	0	1	3	2
03:15	7	4	3	2	2	1	1	4	3
03:30	5	1	3	3	4	4	2	3	3
03:45	4	3	7	2	6	0	1	4	3
04:00	4	2	3	7	5	5	3	4	4
04:15	18	8	9	6	9	9	3	10	9
04:30	16	10	10	13	10	6	7	12	10
04:45	17	20	19	17	14	11	11	17	16
05:00	23	26	26	23	27	16	11	25	22
05:15	55	53	51	60	55	28	30	55	47
05:30	57	57	73	57	53	30	16	59	49
05:45	63	55	54	51	56	28	16	56	46
06:00	34	37	39	34	36	12	11	36	29
06:15	51	60	48	56	60	19	18	55	45
06:30	62	57	74	78	71	21	14	68	54
06:45	61	65	58	74	61	23	14	64	51
07:00	49	63	70	62	57	11	7	60	46
07:15	83	61	89	89	87	16	8	82	62
07:30	76	73	78	78	82	10	13	77	59
07:45	69	89	101	101	65	12	5	85	63
08:00	61	57	56	80	48	14	2	60	45
08:15	51	77	67	59	60	10	4	63	47
08:30	63	50	47	65	58	6	4	57	42
08:45	60	53	55	42	40	15	5	50	39
09:00	23	29	42	45	28	1	6	33	25
09:15	35	27	39	29	39	7	6	34	26
09:30	23	34	35	35	23	4	3	30	22
09:45	28	17	25	24	37	10	6	26	21
10:00	27	27	22	25	35	2	2	27	20
10:15	32	24	30	34	25	10	5	29	23
10:30	30	27	28	39	38	6	6	32	25
10:45	33	30	25	32	30	11	5	30	24
11:00	26	33	28	26	22	9	6	27	21
11:15	27	31	26	30	24	14	4	28	22
11:30	39	30	33	36	35	15	3	35	27
11:45	32	31	36	27	31	3	2	31	23

Channel: Northbound

	Mon	Tue	Wed	Thu	Fri	Sat	Sun	5-Day	7-Day
TIME PERIOD	16/01/23	17/01/23	18/01/23	19/01/23	20/01/23	21/01/23	22/01/23	Av	Av
Week Begin: 16-Jan-23									
12:00	19	28	17	21	27	8	8	22	18
12:15	18	34	27	14	31	11	6	25	20
12:30	28	39	18	15	28	9	4	26	20
12:45	24	16	21	37	30	5	4	26	20
13:00	40	25	40	23	37	13	5	33	26
13:15	30	32	30	30	34	8	10	31	25
13:30	29	38	40	43	31	5	8	36	28
13:45	23	40	33	29	27	6	9	30	24
14:00	21	37	47	23	45	7	12	35	27
14:15	29	41	33	30	22	6	6	31	24
14:30	32	32	40	34	21	9	8	32	25
14:45	29	27	37	38	30	14	13	32	27
15:00	29	33	28	38	43	8	3	34	26
15:15	37	40	37	39	27	5	8	36	28
15:30	16	27	18	16	21	4	6	20	15
15:45	27	18	21	22	23	9	7	22	18
16:00	21	44	28	24	19	12	6	27	22
16:15	31	23	20	31	16	5	5	24	19
16:30	30	42	29	27	13	4	5	28	21
16:45	27	26	29	32	18	7	4	26	20
17:00	30	27	32	32	24	16	10	29	24
17:15	31	26	33	39	31	16	17	32	28
17:30	13	29	34	28	25	21	22	26	25
17:45	16	20	21	14	19	3	7	18	14
18:00	12	8	5	15	13	6	12	11	10
18:15	16	16	19	12	22	17	11	17	16
18:30	6	17	13	14	16	7	12	13	12
18:45	6	12	9	9	14	7	10	10	10
19:00	10	3	5	12	7	2	3	7	6
19:15	9	5	3	6	2	5	2	5	5
19:30	6	7	7	5	4	1	3	6	5
19:45	5	6	7	3	4	0	2	5	4
20:00	3	7	7	3	4	1	2	5	4
20:15	7	4	1	3	3	3	2	4	3
20:30	10	12	5	7	6	1	6	8	7
20:45	2	3	5	3	7	10	4	4	5
21:00	3	8	4	8	1	2	2	5	4
21:15	3	9	5	3	4	6	4	5	5
21:30	9	8	4	6	5	4	4	6	6
21:45	6	8	4	5	7	10	5	6	6
22:00	2	6	10	4	1	4	3	5	4
22:15	2	7	5	3	5	4	3	4	4
22:30	2	3	4	2	5	3	0	3	3
22:45	2	4	0	2	1	1	1	2	2
23:00	2	1	2	1	2	0	0	2	1
23:15	2	2	0	1	2	0	1	1	1
23:30	3	1	1	1	2	1	3	2	2
23:45	1	2	1	0	1	0	2	1	1
12H,7-19	1537	1660	1691	1687	1571	434	340	1629	1274
16H,6-22	1818	1959	1967	1993	1853	554	436	1918	1511
18H,6-24	1834	1985	1990	2007	1872	567	449	1938	1529
24H,0-24	2132	2238	2264	2265	2128	725	562	2205	1759
Am	07:15	07:45	07:45	07:45	07:15	05:30	05:15		
Peak	83	89	101	101	87	30	30		
Pm	13:00	16:00	14:00	13:30	14:00	17:30	17:30		
Peak	40	44	47	43	45	21	22		

27397

IMMINGHAM

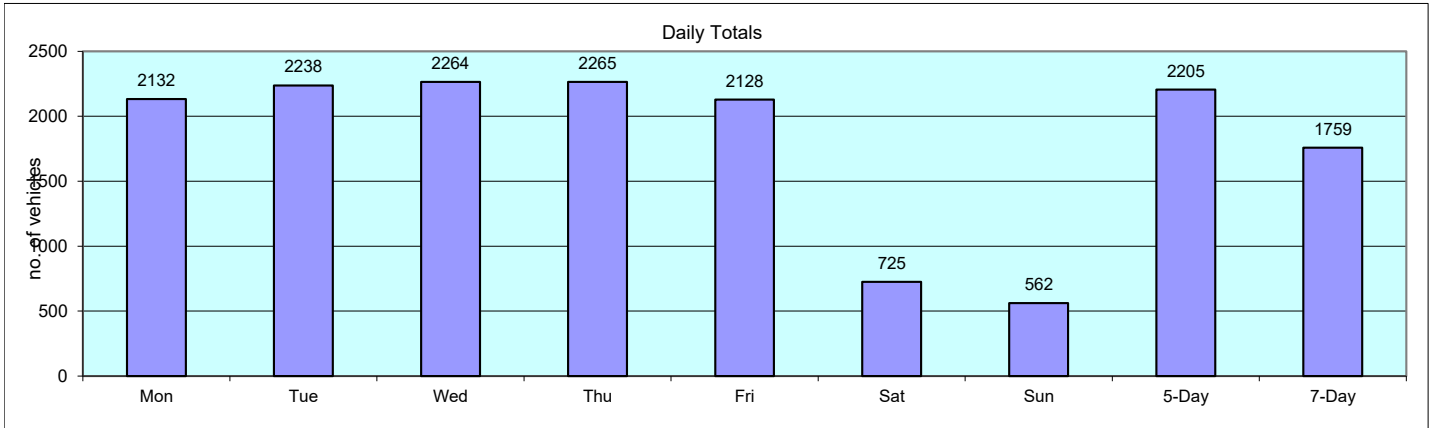
Site No: 27397001

Location

Site 1 - Laporte Road (att to tree)

Channel: Northbound

TIME PERIOD	Mon 16/01/23	Tue 17/01/23	Wed 18/01/23	Thu 19/01/23	Fri 20/01/23	Sat 21/01/23	Sun 22/01/23	5-Day Av	7-Day Av
-------------	-----------------	-----------------	-----------------	-----------------	-----------------	-----------------	-----------------	-------------	-------------



27397		IMMINGHAM				Site No: 27397001		Location		Site 1 - Laporte Road (att to tree)					
		Channel: Southbound													
TIME PERIOD	TOTAL VEHICLES	MOTOR-CYCLES	CARS OR CAR-BASED LGV	LIGHT GOODS VEHICLES	BUSES	TWO AXLE, SIX TYRE, RIGID/BUSES	THREE AXLE RIGID	FOUR OR MORE AXLE RIGID	FOUR OR LESS AXLE ARTIC	FIVE AXLE ARTIC	SIX OR MORE AXLE ARTIC	FIVE OR LESS AXLE MULTI-TRAILER ARTIC	SIX AXLE MULTI-TRAILER ARTIC	SEVEN OR MORE AXLE ARTIC	
Mon 16-Jan-23															
00:00	2	0	2	0	0	0	0	0	0	0	0	0	0	0	
00:15	0	0	0	0	0	0	0	0	0	0	0	0	0	0	
00:30	3	0	2	1	0	0	0	0	0	0	0	0	0	0	
00:45	0	0	0	0	0	0	0	0	0	0	0	0	0	0	
01:00	2	0	2	0	0	0	0	0	0	0	0	0	0	0	
01:15	0	0	0	0	0	0	0	0	0	0	0	0	0	0	
01:30	3	0	3	0	0	0	0	0	0	0	0	0	0	0	
01:45	0	0	0	0	0	0	0	0	0	0	0	0	0	0	
02:00	4	0	4	0	0	0	0	0	0	0	0	0	0	0	
02:15	0	0	0	0	0	0	0	0	0	0	0	0	0	0	
02:30	0	0	0	0	0	0	0	0	0	0	0	0	0	0	
02:45	9	0	9	0	0	0	0	0	0	0	0	0	0	0	
03:00	6	0	5	1	0	0	0	0	0	0	0	0	0	0	
03:15	1	0	0	0	0	0	0	0	0	0	1	0	0	0	
03:30	2	0	2	0	0	0	0	0	0	0	0	0	0	0	
03:45	1	0	1	0	0	0	0	0	0	0	0	0	0	0	
04:00	2	0	1	0	0	0	0	0	0	1	0	0	0	0	
04:15	1	0	1	0	0	0	0	0	0	0	0	0	0	0	
04:30	6	0	5	0	0	0	0	0	0	1	0	0	0	0	
04:45	6	0	5	1	0	0	0	0	0	0	0	0	0	0	
05:00	11	0	7	1	0	0	0	0	0	2	1	0	0	0	
05:15	11	0	6	0	0	0	0	0	0	3	1	0	1	0	
05:30	12	0	10	1	0	0	0	0	0	0	1	0	0	0	
05:45	15	0	14	1	0	0	0	0	0	0	0	0	0	0	

TIME PERIOD	TOTAL VEHICLES	MOTOR-CYCLES	CARS OR CAR-BASED LGV	LIGHT GOODS VEHICLES	BUSES	TWO AXLE, SIX TYRE, RIGID/BUSES	THREE AXLE RIGID	FOUR OR MORE AXLE RIGID	FOUR OR LESS AXLE ARTIC	FIVE AXLE ARTIC	SIX OR MORE AXLE ARTIC	FIVE OR LESS AXLE MULTI-TRAILER ARTIC	SIX AXLE MULTI-TRAILER ARTIC	SEVEN OR MORE AXLE ARTIC
06:00	20	1	18	0	0	0	0	0	0	0	0	1	0	0
06:15	14	1	12	0	0	0	1	0	0	0	0	0	0	0
06:30	27	0	22	0	0	0	0	0	0	1	3	1	0	0
06:45	13	0	9	1	0	0	0	0	0	0	3	0	0	0
07:00	19	1	11	2	0	0	0	0	0	0	4	1	0	0
07:15	15	1	8	2	0	0	0	0	0	1	3	0	0	0
07:30	23	0	17	0	0	0	0	0	2	0	1	1	0	2
07:45	30	0	19	3	0	0	1	0	0	0	4	3	0	0
08:00	29	0	14	3	0	1	2	0	1	0	7	0	0	1
08:15	21	0	14	4	0	0	0	0	0	0	3	0	0	0
08:30	17	0	7	4	1	0	0	0	2	0	1	2	0	0
08:45	9	0	3	2	0	0	1	0	0	0	3	0	0	0
09:00	25	0	12	7	2	1	1	0	0	0	2	0	0	0
09:15	27	1	14	4	0	0	1	0	1	0	3	3	0	0
09:30	25	0	8	5	0	2	0	0	3	0	6	1	0	0
09:45	10	0	3	3	0	0	1	0	0	0	2	1	0	0
10:00	23	0	13	4	0	1	0	0	0	0	2	3	0	0
10:15	32	0	13	5	1	1	0	0	1	0	8	3	0	0
10:30	27	0	12	10	0	0	1	0	0	0	2	2	0	0
10:45	25	1	7	7	0	1	0	0	1	0	4	4	0	0
11:00	24	0	7	8	1	0	2	0	2	0	4	0	0	0
11:15	22	0	9	6	0	0	0	0	1	0	4	1	0	1
11:30	23	0	8	9	0	0	0	0	0	0	5	1	0	0
11:45	18	1	7	6	0	0	1	0	0	0	1	2	0	0

27397 IMMINGHAM Site No: 27397001 Location Site 1 - Laporte Road (att to tree)
 Channel: Southbound

TIME PERIOD	TOTAL VEHICLES	MOTOR-CYCLES	CARS OR CAR-BASED LGV	LIGHT GOODS VEHICLES	BUSES	TWO AXLE, SIX TYRE, RIGID/BUSES	THREE AXLE RIGID	FOUR OR MORE AXLE RIGID	FOUR OR LESS AXLE ARTIC	FIVE AXLE ARTIC	SIX OR MORE AXLE ARTIC	FIVE OR LESS AXLE MULTI-TRAILER ARTIC	SIX AXLE MULTI-TRAILER ARTIC	SEVEN OR MORE AXLE ARTIC	
Mon 16-Jan-23															
12:00	27	0	12	4	0	1	0	0	0	0	6	4	0	0	
12:15	24	1	11	4	0	1	1	0	0	0	4	2	0	0	
12:30	21	0	9	5	0	0	1	0	2	0	3	1	0	0	
12:45	18	0	9	5	0	0	0	0	0	0	2	2	0	0	
13:00	17	0	7	3	0	0	0	0	1	0	5	1	0	0	
13:15	37	1	19	8	0	0	3	0	1	1	2	1	0	1	
13:30	31	0	16	8	0	0	0	0	2	0	3	2	0	0	
13:45	36	0	23	7	0	0	0	0	0	0	3	3	0	0	
14:00	63	2	30	15	0	0	0	0	1	0	11	3	0	1	
14:15	19	0	9	3	0	0	0	0	2	0	2	3	0	0	
14:30	52	1	30	6	1	2	0	0	1	0	6	4	0	1	
14:45	41	0	22	7	0	0	0	0	1	0	8	3	0	0	
15:00	56	1	36	9	2	0	0	0	1	0	5	2	0	0	
15:15	40	1	29	6	0	0	0	0	2	0	1	0	0	1	
15:30	63	0	46	9	0	0	1	0	3	0	1	3	0	0	
15:45	80	0	59	10	0	0	2	0	0	0	7	2	0	0	
16:00	134	4	95	17	0	0	4	0	1	0	8	5	0	0	
16:15	80	1	61	10	0	0	0	0	0	0	5	3	0	0	
16:30	93	2	69	11	0	0	1	0	0	0	6	3	0	1	
16:45	50	2	31	6	0	0	1	0	1	0	6	3	0	0	
17:00	107	0	95	5	0	1	0	0	1	0	4	1	0	0	
17:15	70	4	47	9	0	0	1	0	0	0	6	3	0	0	
17:30	48	5	36	3	0	0	2	0	0	0	2	0	0	0	
17:45	44	0	36	4	0	0	0	0	0	0	3	1	0	0	

TIME PERIOD	TOTAL VEHICLES	MOTOR-CYCLES	CARS OR CAR-BASED LGV	LIGHT GOODS VEHICLES	BUSES	TWO AXLE, SIX TYRE, RIGID/BUSES	THREE AXLE RIGID	FOUR OR MORE AXLE RIGID	FOUR OR LESS AXLE ARTIC	FIVE AXLE ARTIC	SIX OR MORE AXLE ARTIC	FIVE OR LESS AXLE MULTI-TRAILER ARTIC	SIX AXLE MULTI-TRAILER ARTIC	SEVEN OR MORE AXLE ARTIC
18:00	34	2	23	3	0	0	0	0	0	0	5	1	0	0
18:15	14	0	10	3	0	0	0	0	0	0	0	0	0	1
18:30	15	0	8	4	0	0	0	0	0	0	2	1	0	0
18:45	17	0	15	0	0	0	0	0	0	0	0	2	0	0
19:00	17	0	10	0	0	0	2	0	0	0	5	0	0	0
19:15	8	0	6	1	0	0	0	0	0	0	1	0	0	0
19:30	7	0	5	1	0	0	0	0	0	0	1	0	0	0
19:45	8	0	6	0	0	0	0	0	0	0	2	0	0	0
20:00	14	0	12	1	0	0	0	0	0	0	1	0	0	0
20:15	12	0	10	1	0	0	0	0	0	0	0	1	0	0
20:30	8	0	5	0	0	0	0	0	0	0	3	0	0	0
20:45	6	0	4	1	0	0	0	0	0	0	1	0	0	0
21:00	6	0	3	1	0	0	1	0	0	0	1	0	0	0
21:15	2	0	1	0	0	0	0	0	0	0	1	0	0	0
21:30	0	0	0	0	0	0	0	0	0	0	0	0	0	0
21:45	2	0	1	0	0	0	0	0	0	0	1	0	0	0
22:00	11	0	8	2	0	0	0	0	0	0	1	0	0	0
22:15	8	0	5	2	0	0	0	0	0	0	1	0	0	0
22:30	5	0	4	1	0	0	0	0	0	0	0	0	0	0
22:45	7	0	3	1	0	0	0	0	0	0	2	1	0	0
23:00	5	1	4	0	0	0	0	0	0	0	0	0	0	0
23:15	4	0	3	0	0	0	0	0	0	0	1	0	0	0
23:30	3	0	2	0	0	0	0	0	0	0	1	0	0	0
23:45	2	0	2	0	0	0	0	0	0	0	0	0	0	0
12H,7-19	1775	32	1099	278	8	12	28	0	34	2	185	87	0	10
16H,6-22	1939	34	1223	285	8	12	32	0	34	3	208	90	0	10
18H,6-24	1984	35	1254	291	8	12	32	0	34	3	214	91	0	10
24H,0-24	2081	35	1333	297	8	12	32	0	34	3	222	94	0	11

27397 IMMINGHAM Site No: 27397001 Location Site 1 - Laporte Road (att to tree)
 Channel: Southbound

TIME PERIOD	TOTAL VEHICLES	MOTOR-CYCLES	CARS OR CAR-BASED LGV	LIGHT GOODS VEHICLES	BUSES	TWO AXLE, SIX TYRE, RIGID/BUSES	THREE AXLE RIGID	FOUR OR MORE AXLE RIGID	FOUR OR LESS AXLE ARTIC	FIVE AXLE ARTIC	SIX OR MORE AXLE ARTIC	FIVE OR LESS AXLE MULTI-TRAILER ARTIC	SIX AXLE MULTI-TRAILER ARTIC	SEVEN OR MORE AXLE ARTIC	
Tue 17-Jan-23															
00:00	5	0	5	0	0	0	0	0	0	0	0	0	0	0	0
00:15	4	0	3	1	0	0	0	0	0	0	0	0	0	0	0
00:30	2	0	1	1	0	0	0	0	0	0	0	0	0	0	0
00:45	3	0	1	1	0	0	0	0	0	0	1	0	0	0	0
01:00	4	0	1	1	0	0	1	0	0	0	0	1	0	0	0
01:15	0	0	0	0	0	0	0	0	0	0	0	0	0	0	0
01:30	0	0	0	0	0	0	0	0	0	0	0	0	0	0	0
01:45	2	0	2	0	0	0	0	0	0	0	0	0	0	0	0
02:00	8	0	7	1	0	0	0	0	0	0	0	0	0	0	0
02:15	0	0	0	0	0	0	0	0	0	0	0	0	0	0	0
02:30	0	0	0	0	0	0	0	0	0	0	0	0	0	0	0
02:45	1	0	1	0	0	0	0	0	0	0	0	0	0	0	0
03:00	1	0	1	0	0	0	0	0	0	0	0	0	0	0	0
03:15	3	0	2	1	0	0	0	0	0	0	0	0	0	0	0
03:30	6	0	6	0	0	0	0	0	0	0	0	0	0	0	0
03:45	1	0	1	0	0	0	0	0	0	0	0	0	0	0	0
04:00	3	0	3	0	0	0	0	0	0	0	0	0	0	0	0
04:15	2	0	1	0	0	0	0	0	0	0	1	0	0	0	0
04:30	2	0	2	0	0	0	0	0	0	0	0	0	0	0	0
04:45	3	1	2	0	0	0	0	0	0	0	0	0	0	0	0
05:00	7	0	7	0	0	0	0	0	0	0	0	0	0	0	0
05:15	10	0	7	1	0	0	0	0	1	0	1	0	0	0	0
05:30	18	0	17	1	0	0	0	0	0	0	0	0	0	0	0
05:45	17	0	14	2	0	0	0	0	0	0	1	0	0	0	0

TIME PERIOD	TOTAL VEHICLES	MOTOR-CYCLES	CARS OR CAR-BASED LGV	LIGHT GOODS VEHICLES	BUSES	TWO AXLE, SIX TYRE, RIGID/BUSES	THREE AXLE RIGID	FOUR OR MORE AXLE RIGID	FOUR OR LESS AXLE ARTIC	FIVE AXLE ARTIC	SIX OR MORE AXLE ARTIC	FIVE OR LESS AXLE MULTI-TRAILER ARTIC	SIX AXLE MULTI-TRAILER ARTIC	SEVEN OR MORE AXLE ARTIC
06:00	20	1	17	0	0	0	0	0	0	0	2	0	0	0
06:15	16	2	11	3	0	0	0	0	0	0	0	0	0	0
06:30	19	0	16	1	0	0	0	0	0	0	2	0	0	0
06:45	19	1	11	2	0	0	0	0	1	0	3	1	0	0
07:00	12	0	8	0	0	0	0	0	0	0	3	1	0	0
07:15	21	0	15	0	0	0	0	0	0	0	5	1	0	0
07:30	16	0	12	1	0	0	0	0	1	0	1	1	0	0
07:45	30	0	21	2	0	0	0	0	0	0	6	0	0	1
08:00	25	0	20	2	0	0	0	0	0	0	3	0	0	0
08:15	25	0	13	2	0	0	0	0	2	0	7	0	0	1
08:30	25	1	17	3	0	0	0	0	0	0	1	3	0	0
08:45	25	0	15	3	1	0	0	0	0	1	4	1	0	0
09:00	26	0	13	9	0	0	0	0	0	0	2	2	0	0
09:15	31	0	17	4	0	1	1	0	2	0	5	1	0	0
09:30	17	0	4	7	0	0	0	0	0	0	5	1	0	0
09:45	23	0	6	10	0	2	0	0	2	0	1	2	0	0
10:00	28	1	12	7	0	0	0	0	1	0	5	2	0	0
10:15	24	0	15	5	0	0	0	0	0	0	3	1	0	0
10:30	19	0	11	3	0	0	0	0	1	0	3	1	0	0
10:45	43	0	25	6	0	2	1	0	0	0	7	2	0	0
11:00	17	1	5	6	0	0	0	0	1	0	3	1	0	0
11:15	14	0	6	2	0	0	0	0	0	0	6	0	0	0
11:30	41	0	24	9	0	1	2	0	1	0	1	1	0	2
11:45	58	1	38	10	0	0	0	0	1	1	5	2	0	0

27397		IMMINGHAM				Site No: 27397001		Location		Site 1 - Laporte Road (att to tree)						
Channel: Southbound																
TIME PERIOD	TOTAL VEHICLES	MOTOR-CYCLES	CARS OR CAR-BASED LGV	LIGHT GOODS VEHICLES	BUSES	TWO AXLE, SIX TYRE, RIGID/BUSES	THREE AXLE RIGID	FOUR OR MORE AXLE RIGID	FOUR OR LESS AXLE ARTIC	FIVE AXLE ARTIC	SIX OR MORE AXLE ARTIC	FIVE OR LESS AXLE MULTI-TRAILER ARTIC	SIX AXLE MULTI-TRAILER ARTIC	SEVEN OR MORE AXLE ARTIC		
Tue 17-Jan-23																
12:00	29	0	11	8	0	0	0	0	2	0	6	2	0	0		
12:15	34	0	18	6	1	0	1	0	1	0	5	2	0	0		
12:30	35	0	18	8	0	0	0	0	0	0	7	2	0	0		
12:45	30	0	18	7	0	0	0	0	1	0	2	2	0	0		
13:00	21	0	12	5	0	0	0	0	0	0	3	1	0	0		
13:15	21	0	12	5	0	0	3	0	0	0	0	0	0	1		
13:30	34	0	14	6	0	1	0	0	3	0	6	3	0	1		
13:45	48	1	24	15	1	0	0	0	2	0	3	2	0	0		
14:00	33	0	21	6	0	0	0	0	2	0	4	0	0	0		
14:15	44	0	22	15	1	0	0	0	0	0	5	1	0	0		
14:30	50	0	30	13	0	0	1	0	0	0	4	1	0	1		
14:45	37	0	19	7	0	1	0	0	1	0	6	3	0	0		
15:00	70	1	40	15	0	0	1	0	0	0	9	3	0	1		
15:15	59	0	40	10	1	0	0	0	1	0	6	1	0	0		
15:30	52	0	32	12	0	0	2	0	0	1	3	2	0	0		
15:45	64	2	39	14	0	0	0	0	0	0	4	5	0	0		
16:00	125	0	100	16	1	0	1	0	1	0	3	3	0	0		
16:15	85	1	57	9	0	0	1	0	1	0	11	4	0	1		
16:30	123	2	90	12	0	0	1	0	4	0	10	3	0	1		
16:45	122	2	85	18	0	0	0	0	2	0	8	7	0	0		
17:00	160	1	136	13	1	0	2	0	3	0	3	1	0	0		
17:15	83	0	66	6	0	0	0	0	1	0	4	6	0	0		
17:30	69	1	50	9	0	0	1	0	0	0	5	2	0	1		
17:45	52	3	33	11	0	0	1	0	1	0	3	0	0	0		

27397 IMMINGHAM Site No: 27397001 Location Site 1 - Laporte Road (att to tree)
Channel: Southbound

TIME PERIOD	TOTAL VEHICLES	MOTOR-CYCLES	CARS OR CAR-BASED LGV	LIGHT GOODS VEHICLES	BUSES	TWO AXLE, SIX TYRE, RIGID/BUSES	THREE AXLE RIGID	FOUR OR MORE AXLE RIGID	FOUR OR LESS AXLE ARTIC	FIVE AXLE ARTIC	SIX OR MORE AXLE ARTIC	FIVE OR LESS AXLE MULTI-TRAILER ARTIC	SIX AXLE MULTI-TRAILER ARTIC	SEVEN OR MORE AXLE ARTIC
18:00	42	1	27	8	0	0	1	0	1	0	4	0	0	0
18:15	15	0	14	1	0	0	0	0	0	0	0	0	0	0
18:30	19	0	13	1	0	0	1	0	0	0	3	1	0	0
18:45	21	0	17	1	0	0	0	0	0	0	3	0	0	0
19:00	18	1	14	2	0	0	0	0	1	0	0	0	0	0
19:15	29	1	22	2	0	1	0	0	0	0	3	0	0	0
19:30	10	0	4	1	0	0	0	0	0	0	3	2	0	0
19:45	12	0	6	2	0	0	0	0	0	0	4	0	0	0
20:00	10	0	8	1	0	0	0	0	0	0	1	0	0	0
20:15	10	0	7	2	0	0	0	0	0	0	0	1	0	0
20:30	8	0	6	2	0	0	0	0	0	0	0	0	0	0
20:45	7	0	4	1	0	0	0	0	0	0	1	1	0	0
21:00	2	0	0	1	0	0	0	0	0	0	1	0	0	0
21:15	6	0	2	2	0	0	0	0	0	0	1	1	0	0
21:30	2	0	1	1	0	0	0	0	0	0	0	0	0	0
21:45	7	0	4	1	0	0	1	0	0	0	1	0	0	0
22:00	10	0	7	2	0	0	0	0	0	0	1	0	0	0
22:15	4	0	2	2	0	0	0	0	0	0	0	0	0	0
22:30	4	0	2	1	0	0	1	0	0	0	0	0	0	0
22:45	5	0	3	1	0	0	1	0	0	0	0	0	0	0
23:00	7	2	4	0	0	0	0	0	0	0	0	1	0	0
23:15	5	0	3	1	0	0	0	0	0	0	1	0	0	0
23:30	5	0	4	1	0	0	0	0	0	0	0	0	0	0
23:45	8	0	6	1	0	1	0	0	0	0	0	0	0	0
12H,7-19	2097	19	1355	348	7	8	21	0	39	3	206	80	0	11
16H,6-22	2292	25	1488	372	7	9	22	0	41	3	228	86	0	11
18H,6-24	2340	27	1519	381	7	10	24	0	41	3	230	87	0	11
24H,0-24	2442	28	1603	391	7	10	25	0	42	3	234	88	0	11

27397 IMMINGHAM Site No: 27397001 Location Site 1 - Laporte Road (att to tree)
 Channel: Southbound

TIME PERIOD	TOTAL VEHICLES	MOTOR-CYCLES	CARS OR CAR-BASED LGV	LIGHT GOODS VEHICLES	BUSES	TWO AXLE, SIX TYRE, RIGID/BUSES	THREE AXLE RIGID	FOUR OR MORE AXLE RIGID	FOUR OR LESS AXLE ARTIC	FIVE AXLE ARTIC	SIX OR MORE AXLE ARTIC	FIVE OR LESS AXLE MULTI-TRAILER ARTIC	SIX AXLE MULTI-TRAILER ARTIC	SEVEN OR MORE AXLE ARTIC	
Wed 18-Jan-23															
00:00	10	0	9	0	0	0	0	0	0	0	1	0	0	0	
00:15	1	0	0	1	0	0	0	0	0	0	0	0	0	0	
00:30	4	0	2	2	0	0	0	0	0	0	0	0	0	0	
00:45	2	0	1	0	0	0	0	0	0	0	1	0	0	0	
01:00	3	0	2	1	0	0	0	0	0	0	0	0	0	0	
01:15	3	0	2	0	0	0	0	0	0	0	1	0	0	0	
01:30	3	0	2	1	0	0	0	0	0	0	0	0	0	0	
01:45	2	0	0	1	0	0	0	0	0	0	1	0	0	0	
02:00	1	0	0	0	0	0	0	0	0	0	1	0	0	0	
02:15	1	0	1	0	0	0	0	0	0	0	0	0	0	0	
02:30	5	0	5	0	0	0	0	0	0	0	0	0	0	0	
02:45	0	0	0	0	0	0	0	0	0	0	0	0	0	0	
03:00	0	0	0	0	0	0	0	0	0	0	0	0	0	0	
03:15	0	0	0	0	0	0	0	0	0	0	0	0	0	0	
03:30	3	0	3	0	0	0	0	0	0	0	0	0	0	0	
03:45	2	0	2	0	0	0	0	0	0	0	0	0	0	0	
04:00	9	0	7	2	0	0	0	0	0	0	0	0	0	0	
04:15	2	0	1	0	0	0	0	0	0	0	1	0	0	0	
04:30	4	0	3	0	0	1	0	0	0	0	0	0	0	0	
04:45	7	1	4	0	0	0	0	0	0	0	2	0	0	0	
05:00	10	0	9	1	0	0	0	0	0	0	0	0	0	0	
05:15	12	1	10	0	0	0	0	0	1	0	0	0	0	0	
05:30	25	0	21	3	0	0	0	0	0	0	1	0	0	0	
05:45	16	0	13	0	0	0	0	0	1	0	2	0	0	0	

TIME PERIOD	TOTAL VEHICLES	MOTOR-CYCLES	CARS OR		BUSES	TWO AXLE, SIX TYRE,		THREE AXLE		FOUR OR	FOUR OR	FIVE AXLE ARTIC	SIX OR	FIVE OR LESS AXLE MULTI-TRAILER ARTIC	SIX AXLE MULTI-TRAILER ARTIC	SEVEN OR MORE AXLE ARTIC
			CAR-BASED LGV	LIGHT GOODS VEHICLES		RIGID/BUSES	RIGID	MORE AXLE RIGID	LESS AXLE ARTIC	MORE AXLE ARTIC						
06:00	25	1	21	0	0	1	0	0	0	0	0	2	0	0	0	
06:15	15	2	10	1	0	0	0	0	0	0	0	0	2	0	0	
06:30	23	0	17	0	0	0	0	0	0	0	0	4	2	0	0	
06:45	29	0	21	3	0	0	1	0	0	0	0	3	1	0	0	
07:00	29	0	20	1	0	0	0	0	2	0	3	3	0	0		
07:15	18	1	9	3	0	0	0	0	2	0	2	0	0	1		
07:30	24	0	14	3	0	0	0	0	1	0	4	0	0	2		
07:45	14	0	8	2	0	0	0	0	0	0	2	1	0	1		
08:00	27	0	18	4	0	0	0	0	1	0	2	2	0	0		
08:15	21	0	11	6	0	0	0	0	0	0	2	1	0	1		
08:30	13	0	4	4	0	0	0	0	1	0	3	1	0	0		
08:45	23	0	10	5	0	1	0	0	1	0	2	4	0	0		
09:00	34	0	18	7	0	1	0	0	1	0	6	1	0	0		
09:15	23	0	10	7	0	0	0	0	1	0	3	2	0	0		
09:30	26	0	16	7	1	0	0	0	0	0	1	1	0	0		
09:45	17	0	3	3	0	2	1	0	0	0	6	2	0	0		
10:00	40	0	22	8	0	0	0	0	0	0	7	3	0	0		
10:15	23	0	12	3	0	0	0	0	2	0	6	0	0	0		
10:30	26	0	14	5	0	0	0	0	0	0	5	2	0	0		
10:45	20	0	6	6	0	0	1	0	0	0	5	2	0	0		
11:00	34	0	16	12	0	0	2	0	0	0	2	1	0	1		
11:15	38	1	16	12	0	1	1	0	0	0	6	1	0	0		
11:30	29	0	14	8	0	1	0	0	0	0	5	1	0	0		
11:45	27	0	18	4	0	0	0	0	2	0	3	0	0	0		

27397 IMMINGHAM Site No: 27397001 Location Site 1 - Laporte Road (att to tree)
 Channel: Southbound

TIME PERIOD	TOTAL VEHICLES	MOTOR-CYCLES	CARS OR CAR-BASED LGV	LIGHT GOODS VEHICLES	BUSES	TWO AXLE, SIX TYRE, RIGID/BUSES	THREE AXLE RIGID	FOUR OR MORE AXLE RIGID	FOUR OR LESS AXLE ARTIC	FIVE AXLE ARTIC	SIX OR MORE AXLE ARTIC	FIVE OR LESS AXLE MULTI-TRAILER ARTIC	SIX AXLE MULTI-TRAILER ARTIC	SEVEN OR MORE AXLE ARTIC	
Wed 18-Jan-23															
12:00	46	0	31	9	0	1	0	0	0	0	5	0	0	0	
12:15	40	0	25	10	0	0	0	0	1	0	3	0	0	1	
12:30	43	0	27	8	0	0	0	0	1	0	4	2	0	1	
12:45	16	0	3	10	0	0	0	0	0	0	3	0	0	0	
13:00	30	0	14	9	0	1	0	0	0	0	6	0	0	0	
13:15	34	0	23	2	0	0	1	0	0	0	5	3	0	0	
13:30	34	0	16	8	0	0	0	0	1	0	7	2	0	0	
13:45	56	0	32	15	0	1	0	0	0	0	6	2	0	0	
14:00	35	0	19	9	0	1	0	0	1	1	3	1	0	0	
14:15	45	0	29	8	0	0	1	0	0	0	6	1	0	0	
14:30	53	0	28	9	0	0	0	0	2	1	8	5	0	0	
14:45	66	2	43	15	0	0	1	0	0	0	2	3	0	0	
15:00	52	0	40	4	0	0	0	0	0	0	4	3	0	1	
15:15	61	0	33	13	0	0	1	0	1	0	9	4	0	0	
15:30	34	0	12	11	0	1	0	0	3	0	6	1	0	0	
15:45	74	1	49	15	0	0	0	0	2	0	7	0	0	0	
16:00	111	1	92	14	0	0	0	0	0	0	2	2	0	0	
16:15	76	0	58	9	0	0	1	0	0	0	8	0	0	0	
16:30	94	2	69	10	0	0	2	0	2	0	8	1	0	0	
16:45	59	0	43	9	0	0	1	0	0	0	3	3	0	0	
17:00	131	0	109	10	0	0	1	0	0	0	7	4	0	0	
17:15	63	1	43	8	0	0	2	0	0	0	7	2	0	0	
17:30	75	2	54	14	0	0	0	0	0	0	2	3	0	0	
17:45	44	1	28	8	0	0	1	0	0	0	4	2	0	0	

27397 IMMINGHAM Site No: 27397001 Location Site 1 - Laporte Road (att to tree)
 Channel: Southbound

TIME PERIOD	TOTAL VEHICLES	MOTOR-CYCLES	CARS OR CAR-BASED LGV	LIGHT GOODS VEHICLES	BUSES	TWO AXLE, SIX TYRE, RIGID/BUSES	THREE AXLE RIGID	FOUR OR MORE AXLE RIGID	FOUR OR LESS AXLE ARTIC	FIVE AXLE ARTIC	SIX OR MORE AXLE ARTIC	FIVE OR LESS AXLE MULTI-TRAILER ARTIC	SIX AXLE MULTI-TRAILER ARTIC	SEVEN OR MORE AXLE ARTIC
18:00	30	1	19	4	0	0	1	0	0	0	2	3	0	0
18:15	17	0	14	1	0	0	0	0	0	0	1	1	0	0
18:30	15	1	9	2	0	0	0	0	0	0	2	1	0	0
18:45	19	1	13	2	0	0	0	0	1	0	0	2	0	0
19:00	26	0	19	3	0	0	0	0	0	0	4	0	0	0
19:15	10	0	10	0	0	0	0	0	0	0	0	0	0	0
19:30	20	0	16	3	0	0	0	0	0	0	0	1	0	0
19:45	13	0	9	3	0	0	0	0	0	0	1	0	0	0
20:00	28	0	24	3	0	0	0	0	0	0	0	1	0	0
20:15	7	0	5	2	0	0	0	0	0	0	0	0	0	0
20:30	10	0	8	0	0	0	0	0	0	0	2	0	0	0
20:45	4	0	1	2	0	0	0	0	0	0	1	0	0	0
21:00	6	0	3	3	0	0	0	0	0	0	0	0	0	0
21:15	1	0	1	0	0	0	0	0	0	0	0	0	0	0
21:30	1	0	1	0	0	0	0	0	0	0	0	0	0	0
21:45	5	0	2	1	0	0	0	0	0	0	0	2	0	0
22:00	15	0	11	1	0	0	1	0	0	0	2	0	0	0
22:15	4	0	3	1	0	0	0	0	0	0	0	0	0	0
22:30	2	1	0	0	0	0	0	0	0	0	1	0	0	0
22:45	5	0	3	0	0	0	0	0	0	0	1	1	0	0
23:00	6	0	5	0	0	0	0	0	0	0	1	0	0	0
23:15	1	0	1	0	0	0	0	0	0	0	0	0	0	0
23:30	1	0	1	0	0	0	0	0	0	0	0	0	0	0
23:45	3	0	2	1	0	0	0	0	0	0	0	0	0	0
12H,7-19	1959	15	1234	356	1	11	18	0	29	2	205	79	0	9
16H,6-22	2182	18	1402	380	1	12	19	0	29	2	222	88	0	9
18H,6-24	2219	19	1428	383	1	12	20	0	29	2	227	89	0	9
24H,0-24	2344	21	1525	395	1	13	20	0	31	2	238	89	0	9

27397		IMMINGHAM				Site No: 27397001		Location		Site 1 - Laporte Road (att to tree)						
		Channel: Southbound														
TIME PERIOD	TOTAL VEHICLES	MOTOR-CYCLES	CARS OR CAR-BASED LGV	LIGHT GOODS VEHICLES	BUSES	TWO AXLE, SIX TYRE, RIGID/BUSES	THREE AXLE RIGID	FOUR OR MORE AXLE RIGID	FOUR OR LESS AXLE ARTIC	FIVE AXLE ARTIC	SIX OR MORE AXLE ARTIC	FIVE OR LESS AXLE MULTI-TRAILER ARTIC	SIX AXLE MULTI-TRAILER ARTIC	SEVEN OR MORE AXLE ARTIC		
Thu 19-Jan-23																
00:00	10	0	9	0	0	0	0	0	0	0	1	0	0	0		
00:15	6	0	4	2	0	0	0	0	0	0	0	0	0	0		
00:30	3	0	2	1	0	0	0	0	0	0	0	0	0	0		
00:45	8	0	8	0	0	0	0	0	0	0	0	0	0	0		
01:00	1	0	1	0	0	0	0	0	0	0	0	0	0	0		
01:15	2	0	0	0	0	0	0	0	0	0	1	1	0	0		
01:30	1	0	0	0	0	0	0	0	0	0	1	0	0	0		
01:45	0	0	0	0	0	0	0	0	0	0	0	0	0	0		
02:00	0	0	0	0	0	0	0	0	0	0	0	0	0	0		
02:15	1	0	1	0	0	0	0	0	0	0	0	0	0	0		
02:30	1	0	0	0	0	0	0	0	0	0	1	0	0	0		
02:45	2	0	2	0	0	0	0	0	0	0	0	0	0	0		
03:00	6	0	6	0	0	0	0	0	0	0	0	0	0	0		
03:15	4	0	4	0	0	0	0	0	0	0	0	0	0	0		
03:30	5	0	4	0	0	0	0	0	0	0	1	0	0	0		
03:45	4	0	2	1	0	0	0	0	0	0	1	0	0	0		
04:00	0	0	0	0	0	0	0	0	0	0	0	0	0	0		
04:15	1	0	1	0	0	0	0	0	0	0	0	0	0	0		
04:30	3	0	3	0	0	0	0	0	0	0	0	0	0	0		
04:45	7	1	6	0	0	0	0	0	0	0	0	0	0	0		
05:00	13	1	10	0	0	0	0	0	0	0	2	0	0	0		
05:15	19	0	16	0	1	0	0	0	1	0	1	0	0	0		
05:30	16	0	15	1	0	0	0	0	0	0	0	0	0	0		
05:45	20	0	18	1	0	1	0	0	0	0	0	0	0	0		

27397 IMMINGHAM Site No: 27397001 Location Site 1 - Laporte Road (att to tree)
 Channel: Southbound

TIME PERIOD	TOTAL VEHICLES	MOTOR-CYCLES	CARS OR		BUSES	TWO AXLE, SIX TYRE, RIGID/BUSES	THREE AXLE RIGID	FOUR OR MORE AXLE RIGID	FOUR OR LESS AXLE ARTIC	FIVE AXLE ARTIC	SIX OR MORE AXLE ARTIC	FIVE OR LESS AXLE MULTI-TRAILER ARTIC	SIX AXLE MULTI-TRAILER ARTIC	SEVEN OR MORE AXLE ARTIC
			CAR-BASED LGV	LIGHT GOODS VEHICLES										
06:00	20	1	14	1	0	0	1	0	0	0	2	1	0	0
06:15	14	2	9	0	0	0	0	0	0	0	2	1	0	0
06:30	19	0	14	1	0	0	0	0	0	0	1	3	0	0
06:45	26	0	17	2	0	0	0	0	1	0	4	2	0	0
07:00	23	0	19	2	0	0	0	0	0	0	1	0	0	1
07:15	13	0	8	0	1	0	0	0	0	0	4	0	0	0
07:30	15	0	8	2	0	0	0	0	0	0	4	1	0	0
07:45	26	0	16	2	0	0	0	0	2	0	4	1	0	1
08:00	19	0	10	2	0	0	2	0	0	0	4	1	0	0
08:15	25	0	16	4	0	0	0	0	1	0	2	2	0	0
08:30	26	0	15	7	1	0	0	0	0	0	2	1	0	0
08:45	21	0	7	11	0	0	0	0	1	0	1	1	0	0
09:00	24	0	12	3	1	0	0	0	2	0	6	0	0	0
09:15	22	0	8	5	0	0	1	0	2	0	3	3	0	0
09:30	25	0	13	6	0	0	1	0	1	0	2	2	0	0
09:45	14	0	5	3	0	0	0	0	1	0	2	3	0	0
10:00	22	0	15	4	0	0	0	0	0	0	3	0	0	0
10:15	21	0	10	7	0	0	0	0	1	0	1	0	0	2
10:30	28	0	16	6	0	0	0	0	0	0	5	1	0	0
10:45	21	0	5	5	0	1	0	0	3	0	6	1	0	0
11:00	42	1	24	15	0	0	0	0	0	0	1	1	0	0
11:15	21	0	9	6	0	1	0	0	0	0	3	2	0	0
11:30	34	1	16	9	0	0	2	0	2	0	3	1	0	0
11:45	25	0	14	6	0	1	0	0	1	0	2	1	0	0

Thu 19-Jan-23

27397 IMMINGHAM Site No: 27397001 Location Site 1 - Laporte Road (att to tree)
 Channel: Southbound

TIME PERIOD	TOTAL VEHICLES	MOTOR-CYCLES	CARS OR		LIGHT GOODS VEHICLES	BUSES	TWO AXLE, SIX TYRE, RIGID/BUSES	THREE AXLE RIGID	FOUR OR	FOUR OR	FIVE AXLE ARTIC	SIX OR	FIVE OR LESS AXLE MULTI-TRAILER ARTIC	SIX AXLE MULTI-TRAILER ARTIC	SEVEN OR MORE AXLE ARTIC
			MORE AXLE RIGID	LESS AXLE ARTIC					MORE AXLE ARTIC						
12:00	36	1	24	8	0	0	0	0	0	0	0	0	3	0	0
12:15	31	0	16	7	0	0	1	0	1	0	4	2	0	0	
12:30	28	0	17	7	0	0	2	0	0	0	1	1	0	0	
12:45	29	0	17	7	0	1	1	0	0	0	1	2	0	0	
13:00	34	0	17	7	0	0	2	0	1	0	4	2	0	1	
13:15	35	1	20	7	1	0	0	0	0	0	2	4	0	0	
13:30	24	0	16	4	0	0	1	0	0	0	3	0	0	0	
13:45	44	0	17	16	0	0	0	0	3	0	5	3	0	0	
14:00	39	1	27	6	0	0	0	0	1	0	3	1	0	0	
14:15	34	0	16	8	0	0	0	0	2	0	4	4	0	0	
14:30	37	0	24	5	1	0	1	0	0	0	1	4	0	1	
14:45	42	0	30	4	0	0	0	0	0	0	4	4	0	0	
15:00	62	0	40	12	0	0	0	0	3	0	2	4	0	1	
15:15	47	1	29	10	0	1	0	0	0	0	3	3	0	0	
15:30	47	0	22	9	0	0	1	0	1	0	6	8	0	0	
15:45	64	2	36	16	0	1	0	0	1	0	5	3	0	0	
16:00	105	1	84	13	0	0	2	0	1	0	3	1	0	0	
16:15	74	0	53	12	1	0	0	0	0	0	4	4	0	0	
16:30	86	3	59	9	0	1	0	0	1	0	4	7	0	2	
16:45	67	5	49	6	0	0	0	0	3	0	3	1	0	0	
17:00	111	1	92	10	0	0	0	0	1	0	6	0	0	1	
17:15	77	1	61	7	0	0	0	0	2	0	3	3	0	0	
17:30	50	1	41	4	0	0	0	0	0	0	3	1	0	0	
17:45	34	0	25	8	0	0	0	0	0	0	0	1	0	0	

27397 IMMINGHAM Site No: 27397001 Location Site 1 - Laporte Road (att to tree)
 Channel: Southbound

TIME PERIOD	TOTAL VEHICLES	MOTOR-CYCLES	CARS OR CAR-BASED LGV	LIGHT GOODS VEHICLES	BUSES	TWO AXLE, SIX TYRE, RIGID/BUSES	THREE AXLE RIGID	FOUR OR MORE AXLE RIGID	FOUR OR LESS AXLE ARTIC	FIVE AXLE ARTIC	SIX OR MORE AXLE ARTIC	FIVE OR LESS AXLE MULTI-TRAILER ARTIC	SIX AXLE MULTI-TRAILER ARTIC	SEVEN OR MORE AXLE ARTIC
18:00	44	0	35	7	0	0	1	0	0	0	1	0	0	0
18:15	11	0	10	1	0	0	0	0	0	0	0	0	0	0
18:30	20	2	12	5	0	0	0	0	0	0	1	0	0	0
18:45	29	1	21	5	0	0	0	0	0	0	2	0	0	0
19:00	13	2	8	2	0	0	0	0	0	0	1	0	0	0
19:15	13	0	7	0	0	0	0	0	0	0	5	1	0	0
19:30	6	0	4	0	0	0	0	0	0	0	1	0	0	1
19:45	7	0	3	3	0	0	0	0	0	0	1	0	0	0
20:00	22	0	18	0	0	0	0	1	0	0	3	0	0	0
20:15	6	0	3	0	0	0	0	0	0	0	2	1	0	0
20:30	11	0	8	2	0	0	0	0	0	0	1	0	0	0
20:45	6	0	3	1	0	0	0	0	0	0	1	1	0	0
21:00	11	0	6	0	0	0	0	0	0	0	5	0	0	0
21:15	3	0	1	1	0	0	0	0	0	0	1	0	0	0
21:30	21	0	18	3	0	0	0	0	0	0	0	0	0	0
21:45	2	0	1	1	0	0	0	0	0	0	0	0	0	0
22:00	8	0	7	1	0	0	0	0	0	0	0	0	0	0
22:15	2	0	2	0	0	0	0	0	0	0	0	0	0	0
22:30	7	1	5	1	0	0	0	0	0	0	0	0	0	0
22:45	7	0	6	0	0	0	0	0	0	0	1	0	0	0
23:00	6	0	5	0	0	0	0	0	0	0	1	0	0	0
23:15	1	0	1	0	0	0	0	0	0	0	0	0	0	0
23:30	1	0	1	0	0	0	0	0	0	0	0	0	0	0
23:45	0	0	0	0	0	0	0	0	0	0	0	0	0	0
12H,7-19	1808	23	1156	325	6	7	18	0	38	0	137	88	0	10
16H,6-22	2008	28	1290	342	6	7	19	1	39	0	167	98	0	11
18H,6-24	2040	29	1317	344	6	7	19	1	39	0	169	98	0	11
24H,0-24	2173	31	1429	350	7	8	19	1	40	0	178	99	0	11

27397		IMMINGHAM				Site No: 27397001		Location		Site 1 - Laporte Road (att to tree)						
		Channel: Southbound														
TIME PERIOD	TOTAL VEHICLES	MOTOR-CYCLES	CARS OR CAR-BASED LGV	LIGHT GOODS VEHICLES	BUSES	TWO AXLE, SIX TYRE, RIGID/BUSES	THREE AXLE RIGID	FOUR OR MORE AXLE RIGID	FOUR OR LESS AXLE ARTIC	FIVE AXLE ARTIC	SIX OR MORE AXLE ARTIC	FIVE OR LESS AXLE MULTI-TRAILER ARTIC	SIX AXLE MULTI-TRAILER ARTIC	SEVEN OR MORE AXLE ARTIC		
Fri 20-Jan-23																
00:00	6	0	5	1	0	0	0	0	0	0	0	0	0	0	0	
00:15	0	0	0	0	0	0	0	0	0	0	0	0	0	0	0	
00:30	3	0	2	0	0	0	0	0	0	0	0	1	0	0	0	
00:45	2	0	2	0	0	0	0	0	0	0	0	0	0	0	0	
01:00	9	0	6	0	0	0	0	0	0	0	2	1	0	0	0	
01:15	2	0	2	0	0	0	0	0	0	0	0	0	0	0	0	
01:30	3	0	3	0	0	0	0	0	0	0	0	0	0	0	0	
01:45	1	0	0	0	0	0	0	0	0	0	1	0	0	0	0	
02:00	2	0	2	0	0	0	0	0	0	0	0	0	0	0	0	
02:15	1	0	0	0	0	0	1	0	0	0	0	0	0	0	0	
02:30	2	0	1	0	0	0	1	0	0	0	0	0	0	0	0	
02:45	0	0	0	0	0	0	0	0	0	0	0	0	0	0	0	
03:00	2	0	1	0	0	0	0	0	0	0	1	0	0	0	0	
03:15	0	0	0	0	0	0	0	0	0	0	0	0	0	0	0	
03:30	0	0	0	0	0	0	0	0	0	0	0	0	0	0	0	
03:45	2	0	2	0	0	0	0	0	0	0	0	0	0	0	0	
04:00	10	0	9	0	0	1	0	0	0	0	0	0	0	0	0	
04:15	3	0	2	0	0	0	0	0	0	0	1	0	0	0	0	
04:30	4	1	3	0	0	0	0	0	0	0	0	0	0	0	0	
04:45	3	0	2	0	0	0	0	0	0	0	1	0	0	0	0	
05:00	10	0	9	1	0	0	0	0	0	0	0	0	0	0	0	
05:15	5	1	2	2	0	0	0	0	0	0	0	0	0	0	0	
05:30	22	0	22	0	0	0	0	0	0	0	0	0	0	0	0	
05:45	17	0	17	0	0	0	0	0	0	0	0	0	0	0	0	

TIME PERIOD	TOTAL VEHICLES	MOTOR-CYCLES	CARS OR		BUSES	TWO AXLE, SIX TYRE,		THREE AXLE		FOUR OR	FOUR OR	FIVE AXLE ARTIC	SIX OR	FIVE OR LESS AXLE MULTI-TRAILER ARTIC	SIX AXLE MULTI-TRAILER ARTIC	SEVEN OR MORE AXLE ARTIC
			CAR-BASED LGV	LIGHT GOODS VEHICLES		RIGID/BUSES	RIGID	MORE AXLE RIGID	LESS AXLE ARTIC	MORE AXLE ARTIC						
06:00	24	2	18	2	0	0	1	0	0	0	1	0	0	0		
06:15	16	1	11	1	0	0	0	0	0	0	3	0	0	0		
06:30	18	1	14	1	0	0	0	0	0	0	1	1	0	0		
06:45	18	1	14	1	0	1	0	0	0	0	0	0	0	1		
07:00	28	1	20	2	0	0	0	0	0	0	3	2	0	0		
07:15	12	0	8	0	0	0	0	0	0	0	3	1	0	0		
07:30	25	0	15	1	0	0	0	0	2	0	3	3	0	1		
07:45	29	0	20	1	0	0	1	0	1	0	4	1	0	1		
08:00	28	0	9	7	0	0	0	0	1	0	8	2	0	1		
08:15	26	0	15	3	0	1	0	0	3	0	4	0	0	0		
08:30	17	0	6	3	0	2	0	0	1	0	5	0	0	0		
08:45	24	0	13	6	0	0	1	0	1	0	2	1	0	0		
09:00	23	0	8	8	1	1	1	0	1	1	1	1	0	0		
09:15	35	0	21	7	0	0	1	0	1	0	3	2	0	0		
09:30	11	0	2	3	0	0	0	0	3	0	1	2	0	0		
09:45	28	0	13	7	0	0	0	0	1	0	4	3	0	0		
10:00	18	0	9	3	0	0	0	0	1	0	3	2	0	0		
10:15	16	0	6	2	0	1	0	0	3	0	3	1	0	0		
10:30	25	0	11	9	0	0	0	0	1	0	3	1	0	0		
10:45	26	0	4	10	0	2	0	0	3	1	4	2	0	0		
11:00	19	0	5	5	1	0	1	0	1	0	3	3	0	0		
11:15	29	0	10	6	0	0	1	0	2	0	6	4	0	0		
11:30	31	2	16	10	0	0	0	0	0	0	2	1	0	0		
11:45	28	0	11	9	0	0	1	0	2	0	2	3	0	0		

27397 IMMINGHAM Site No: 27397001 Location Site 1 - Laporte Road (att to tree)
 Channel: Southbound

TIME PERIOD	TOTAL VEHICLES	MOTOR-CYCLES	CARS OR CAR-BASED LGV	LIGHT GOODS VEHICLES	BUSES	TWO AXLE, SIX TYRE, RIGID/BUSES	THREE AXLE RIGID	FOUR OR MORE AXLE RIGID	FOUR OR LESS AXLE ARTIC	FIVE AXLE ARTIC	SIX OR MORE AXLE ARTIC	FIVE OR LESS AXLE MULTI-TRAILER ARTIC	SIX AXLE MULTI-TRAILER ARTIC	SEVEN OR MORE AXLE ARTIC	
Fri 20-Jan-23															
12:00	47	0	27	9	0	0	2	0	3	0	4	2	0	0	
12:15	33	0	17	11	0	0	0	0	2	0	3	0	0	0	
12:30	30	1	20	3	0	1	0	0	1	0	3	1	0	0	
12:45	28	0	10	9	0	0	0	0	1	0	5	3	0	0	
13:00	37	1	24	9	0	0	1	0	0	0	2	0	0	0	
13:15	27	0	16	2	1	0	0	0	1	0	5	2	0	0	
13:30	53	0	32	11	0	0	1	0	0	0	3	5	0	1	
13:45	30	0	17	4	0	0	1	0	0	0	3	3	0	2	
14:00	55	1	33	17	0	1	0	0	0	0	1	2	0	0	
14:15	35	0	12	11	0	0	0	0	0	0	6	6	0	0	
14:30	53	1	33	9	0	0	0	0	1	1	5	3	0	0	
14:45	48	0	31	6	0	1	0	0	1	0	5	3	0	1	
15:00	84	1	62	9	0	0	1	0	1	0	4	5	0	1	
15:15	60	0	36	11	0	1	2	0	1	0	2	7	0	0	
15:30	73	0	52	11	0	1	0	0	0	0	4	4	0	1	
15:45	52	0	32	9	0	0	0	0	2	0	4	5	0	0	
16:00	98	0	80	9	0	0	1	0	1	0	5	2	0	0	
16:15	66	1	51	7	0	1	0	0	0	0	5	1	0	0	
16:30	66	1	46	8	0	0	1	0	4	0	3	3	0	0	
16:45	33	3	20	5	0	0	1	0	0	0	1	3	0	0	
17:00	85	1	71	8	0	0	0	0	0	0	4	1	0	0	
17:15	52	1	44	4	0	0	0	0	0	0	2	1	0	0	
17:30	38	1	28	6	0	0	1	0	0	0	1	1	0	0	
17:45	34	1	24	7	0	0	0	0	1	0	0	1	0	0	

27397 IMMINGHAM Site No: 27397001 Location Site 1 - Laporte Road (att to tree)
 Channel: Southbound

TIME PERIOD	TOTAL VEHICLES	MOTOR-CYCLES	CARS OR CAR-BASED LGV	LIGHT GOODS VEHICLES	BUSES	TWO AXLE, SIX TYRE, RIGID/BUSES	THREE AXLE RIGID	FOUR OR MORE AXLE RIGID	FOUR OR LESS AXLE ARTIC	FIVE AXLE ARTIC	SIX OR MORE AXLE ARTIC	FIVE OR LESS AXLE MULTI-TRAILER ARTIC	SIX AXLE MULTI-TRAILER ARTIC	SEVEN OR MORE AXLE ARTIC
18:00	27	2	20	4	0	0	0	0	0	0	1	0	0	0
18:15	20	0	13	5	0	0	0	0	0	0	2	0	0	0
18:30	20	1	15	3	0	0	1	0	0	0	0	0	0	0
18:45	36	0	30	3	0	0	0	0	0	0	0	3	0	0
19:00	25	1	16	7	0	0	0	0	0	0	1	0	0	0
19:15	12	0	6	2	0	0	0	0	0	0	3	1	0	0
19:30	3	0	1	1	0	0	0	0	1	0	0	0	0	0
19:45	7	0	5	2	0	0	0	0	0	0	0	0	0	0
20:00	19	1	17	1	0	0	0	0	0	0	0	0	0	0
20:15	6	0	5	1	0	0	0	0	0	0	0	0	0	0
20:30	6	0	4	0	0	0	0	0	0	0	2	0	0	0
20:45	9	0	5	1	0	0	1	0	0	0	0	2	0	0
21:00	4	0	2	1	0	0	0	0	0	0	1	0	0	0
21:15	8	0	3	4	0	0	0	0	0	0	0	1	0	0
21:30	7	1	6	0	0	0	0	0	0	0	0	0	0	0
21:45	20	0	15	4	0	0	0	0	0	0	1	0	0	0
22:00	14	0	12	0	0	0	0	0	0	0	1	1	0	0
22:15	4	0	2	1	0	0	0	0	0	0	1	0	0	0
22:30	4	0	4	0	0	0	0	0	0	0	0	0	0	0
22:45	2	0	1	0	0	0	0	0	0	0	0	1	0	0
23:00	5	0	2	2	0	0	0	0	0	0	1	0	0	0
23:15	3	0	2	1	0	0	0	0	0	0	0	0	0	0
23:30	3	0	3	0	0	0	0	0	0	0	0	0	0	0
23:45	3	0	2	0	0	0	0	0	0	0	0	1	0	0
12H,7-19	1798	20	1118	312	3	13	20	0	48	3	150	102	0	9
16H,6-22	2000	28	1260	341	3	14	22	0	49	3	163	107	0	10
18H,6-24	2038	28	1288	345	3	14	22	0	49	3	166	110	0	10
24H,0-24	2147	30	1380	349	3	15	24	0	49	3	172	112	0	10

27397		IMMINGHAM				Site No: 27397001		Location Site 1 - Laporte Road (att to tree)							
Channel: Southbound															
TIME PERIOD	TOTAL VEHICLES	MOTOR-CYCLES	CARS OR CAR-BASED LGV	LIGHT GOODS VEHICLES	BUSES	TWO AXLE, SIX TYRE, RIGID/BUSES	THREE AXLE RIGID	FOUR OR MORE AXLE RIGID	FOUR OR LESS AXLE ARTIC	FIVE AXLE ARTIC	SIX OR MORE AXLE ARTIC	FIVE OR LESS AXLE MULTI-TRAILER ARTIC	SIX AXLE MULTI-TRAILER ARTIC	SEVEN OR MORE AXLE ARTIC	
Sat 21-Jan-23															
00:00	7	0	7	0	0	0	0	0	0	0	0	0	0	0	0
00:15	2	0	1	0	0	0	0	0	0	0	1	0	0	0	0
00:30	2	0	1	1	0	0	0	0	0	0	0	0	0	0	0
00:45	4	0	3	1	0	0	0	0	0	0	0	0	0	0	0
01:00	0	0	0	0	0	0	0	0	0	0	0	0	0	0	0
01:15	2	0	1	1	0	0	0	0	0	0	0	0	0	0	0
01:30	3	0	2	1	0	0	0	0	0	0	0	0	0	0	0
01:45	0	0	0	0	0	0	0	0	0	0	0	0	0	0	0
02:00	3	0	2	0	0	0	0	0	0	0	1	0	0	0	0
02:15	4	0	1	1	0	0	0	0	0	0	2	0	0	0	0
02:30	1	0	0	0	0	0	0	0	0	0	1	0	0	0	0
02:45	3	0	1	2	0	0	0	0	0	0	0	0	0	0	0
03:00	0	0	0	0	0	0	0	0	0	0	0	0	0	0	0
03:15	0	0	0	0	0	0	0	0	0	0	0	0	0	0	0
03:30	0	0	0	0	0	0	0	0	0	0	0	0	0	0	0
03:45	3	0	3	0	0	0	0	0	0	0	0	0	0	0	0
04:00	3	0	3	0	0	0	0	0	0	0	0	0	0	0	0
04:15	6	0	6	0	0	0	0	0	0	0	0	0	0	0	0
04:30	6	1	5	0	0	0	0	0	0	0	0	0	0	0	0
04:45	4	0	3	0	0	0	0	0	0	0	0	1	0	0	0
05:00	3	0	3	0	0	0	0	0	0	0	0	0	0	0	0
05:15	4	0	3	1	0	0	0	0	0	0	0	0	0	0	0
05:30	17	1	15	1	0	0	0	0	0	0	0	0	0	0	0
05:45	14	0	14	0	0	0	0	0	0	0	0	0	0	0	0

TIME PERIOD	TOTAL VEHICLES	MOTOR-CYCLES	CARS OR CAR-BASED LGV	LIGHT GOODS VEHICLES	BUSES	TWO AXLE, SIX TYRE, RIGID/BUSES	THREE AXLE RIGID	FOUR OR MORE AXLE RIGID	FOUR OR LESS AXLE ARTIC	FIVE AXLE ARTIC	SIX OR MORE AXLE ARTIC	FIVE OR LESS AXLE MULTI-TRAILER ARTIC	SIX AXLE MULTI-TRAILER ARTIC	SEVEN OR MORE AXLE ARTIC
06:00	20	0	19	0	0	0	0	0	0	0	1	0	0	0
06:15	8	0	7	0	0	0	0	0	0	0	1	0	0	0
06:30	13	0	10	2	0	0	0	0	0	0	0	0	0	1
06:45	14	0	11	2	0	0	1	0	0	0	0	0	0	0
07:00	16	1	11	2	0	0	0	0	0	0	2	0	0	0
07:15	9	0	4	1	0	0	0	1	0	0	2	1	0	0
07:30	5	0	1	2	0	0	0	0	0	0	2	0	0	0
07:45	4	0	2	1	0	0	0	0	0	0	1	0	0	0
08:00	5	0	3	1	0	0	0	0	0	0	1	0	0	0
08:15	14	0	12	0	0	0	0	0	0	0	0	1	0	1
08:30	10	0	8	2	0	0	0	0	0	0	0	0	0	0
08:45	5	0	2	2	0	0	0	0	0	0	1	0	0	0
09:00	8	0	4	2	0	0	0	0	0	0	2	0	0	0
09:15	9	0	3	4	0	0	0	0	0	0	2	0	0	0
09:30	6	0	1	4	0	0	0	0	0	0	1	0	0	0
09:45	11	0	6	4	0	0	0	0	0	0	0	1	0	0
10:00	8	0	2	2	0	0	0	0	0	0	3	1	0	0
10:15	6	0	2	1	0	0	1	0	0	0	1	1	0	0
10:30	5	0	3	0	0	0	0	0	0	0	0	1	0	1
10:45	10	0	6	2	0	0	1	0	0	0	1	0	0	0
11:00	17	0	13	3	0	0	0	0	0	0	0	1	0	0
11:15	14	0	9	2	0	0	1	0	0	0	2	0	0	0
11:30	17	0	9	4	0	0	0	0	0	0	1	3	0	0
11:45	10	0	7	2	0	0	0	0	1	0	0	0	0	0

27397	IMMINGHAM				Site No: 27397001		Location Site 1 - Laporte Road (att to tree)								
Channel: Southbound															
TIME PERIOD	TOTAL VEHICLES	MOTOR-CYCLES	CARS OR CAR-BASED LGV	LIGHT GOODS VEHICLES	BUSES	TWO AXLE, SIX TYRE, RIGID/BUSES	THREE AXLE RIGID	FOUR OR MORE AXLE RIGID	FOUR OR LESS AXLE ARTIC	FIVE AXLE ARTIC	SIX OR MORE AXLE ARTIC	FIVE OR LESS AXLE MULTI-TRAILER ARTIC	SIX AXLE MULTI-TRAILER ARTIC	SEVEN OR MORE AXLE ARTIC	
Sat 21-Jan-23															
12:00	19	0	13	4	0	0	0	0	0	0	1	1	0	0	
12:15	12	0	11	1	0	0	0	0	0	0	0	0	0	0	
12:30	15	0	13	1	0	0	0	0	0	0	0	0	0	1	
12:45	14	0	9	3	0	0	1	0	0	0	1	0	0	0	
13:00	13	0	8	2	0	0	0	0	1	0	1	1	0	0	
13:15	14	0	10	4	0	0	0	0	0	0	0	0	0	0	
13:30	4	0	4	0	0	0	0	0	0	0	0	0	0	0	
13:45	8	0	7	1	0	0	0	0	0	0	0	0	0	0	
14:00	11	0	10	0	0	0	0	0	0	0	1	0	0	0	
14:15	7	0	6	1	0	0	0	0	0	0	0	0	0	0	
14:30	12	1	9	1	0	0	0	0	0	0	1	0	0	0	
14:45	7	0	7	0	0	0	0	0	0	0	0	0	0	0	
15:00	11	1	8	2	0	0	0	0	0	0	0	0	0	0	
15:15	8	0	7	1	0	0	0	0	0	0	0	0	0	0	
15:30	18	0	13	4	0	0	0	0	0	0	1	0	0	0	
15:45	10	0	9	1	0	0	0	0	0	0	0	0	0	0	
16:00	11	0	11	0	0	0	0	0	0	0	0	0	0	0	
16:15	7	0	7	0	0	0	0	0	0	0	0	0	0	0	
16:30	7	1	3	3	0	0	0	0	0	0	0	0	0	0	
16:45	4	1	3	0	0	0	0	0	0	0	0	0	0	0	
17:00	12	0	12	0	0	0	0	0	0	0	0	0	0	0	
17:15	17	2	15	0	0	0	0	0	0	0	0	0	0	0	
17:30	16	0	16	0	0	0	0	0	0	0	0	0	0	0	
17:45	18	0	16	2	0	0	0	0	0	0	0	0	0	0	

27397 IMMINGHAM Site No: 27397001 Location Site 1 - Laporte Road (att to tree)
 Channel: Southbound

TIME PERIOD	TOTAL VEHICLES	MOTOR-CYCLES	CARS OR CAR-BASED LGV	LIGHT GOODS VEHICLES	BUSES	TWO AXLE, SIX TYRE, RIGID/BUSES	THREE AXLE RIGID	FOUR OR MORE AXLE RIGID	FOUR OR LESS AXLE ARTIC	FIVE AXLE ARTIC	SIX OR MORE AXLE ARTIC	FIVE OR LESS AXLE MULTI-TRAILER ARTIC	SIX AXLE MULTI-TRAILER ARTIC	SEVEN OR MORE AXLE ARTIC
18:00	22	1	21	0	0	0	0	0	0	0	0	0	0	0
18:15	13	0	12	0	0	0	0	0	0	0	1	0	0	0
18:30	13	2	10	0	0	0	1	0	0	0	0	0	0	0
18:45	18	0	16	1	0	0	0	0	0	0	1	0	0	0
19:00	6	0	5	0	0	0	0	0	0	0	1	0	0	0
19:15	4	0	4	0	0	0	0	0	0	0	0	0	0	0
19:30	6	0	5	1	0	0	0	0	0	0	0	0	0	0
19:45	3	0	3	0	0	0	0	0	0	0	0	0	0	0
20:00	4	0	3	1	0	0	0	0	0	0	0	0	0	0
20:15	1	0	1	0	0	0	0	0	0	0	0	0	0	0
20:30	4	0	3	1	0	0	0	0	0	0	0	0	0	0
20:45	2	0	1	1	0	0	0	0	0	0	0	0	0	0
21:00	1	0	1	0	0	0	0	0	0	0	0	0	0	0
21:15	1	0	1	0	0	0	0	0	0	0	0	0	0	0
21:30	3	0	3	0	0	0	0	0	0	0	0	0	0	0
21:45	1	0	1	0	0	0	0	0	0	0	0	0	0	0
22:00	4	0	3	1	0	0	0	0	0	0	0	0	0	0
22:15	0	0	0	0	0	0	0	0	0	0	0	0	0	0
22:30	2	0	2	0	0	0	0	0	0	0	0	0	0	0
22:45	3	0	3	0	0	0	0	0	0	0	0	0	0	0
23:00	1	0	1	0	0	0	0	0	0	0	0	0	0	0
23:15	2	0	2	0	0	0	0	0	0	0	0	0	0	0
23:30	2	0	2	0	0	0	0	0	0	0	0	0	0	0
23:45	1	0	1	0	0	0	0	0	0	0	0	0	0	0
12H,7-19	530	10	394	73	0	0	5	1	2	0	30	12	0	3
16H,6-22	621	10	472	81	0	0	6	1	2	0	33	12	0	4
18H,6-24	636	10	486	82	0	0	6	1	2	0	33	12	0	4
24H,0-24	727	12	560	91	0	0	6	1	2	0	38	13	0	4

27397		IMMINGHAM				Site No: 27397001		Location Site 1 - Laporte Road (att to tree)							
Channel: Southbound															
TIME PERIOD	TOTAL VEHICLES	MOTOR-CYCLES	CARS OR CAR-BASED LGV	LIGHT GOODS VEHICLES	BUSES	TWO AXLE, SIX TYRE, RIGID/BUSES	THREE AXLE RIGID	FOUR OR MORE AXLE RIGID	FOUR OR LESS AXLE ARTIC	FIVE AXLE ARTIC	SIX OR MORE AXLE ARTIC	FIVE OR LESS AXLE MULTI-TRAILER ARTIC	SIX AXLE MULTI-TRAILER ARTIC	SEVEN OR MORE AXLE ARTIC	
Sun 22-Jan-23															
00:00	3	0	3	0	0	0	0	0	0	0	0	0	0	0	0
00:15	1	0	1	0	0	0	0	0	0	0	0	0	0	0	0
00:30	12	0	11	0	0	0	0	0	0	0	1	0	0	0	0
00:45	1	0	1	0	0	0	0	0	0	0	0	0	0	0	0
01:00	2	0	2	0	0	0	0	0	0	0	0	0	0	0	0
01:15	5	0	4	0	0	0	0	0	0	0	0	1	0	0	0
01:30	1	0	1	0	0	0	0	0	0	0	0	0	0	0	0
01:45	0	0	0	0	0	0	0	0	0	0	0	0	0	0	0
02:00	0	0	0	0	0	0	0	0	0	0	0	0	0	0	0
02:15	2	0	1	0	0	0	0	0	0	0	1	0	0	0	0
02:30	3	0	2	0	0	0	0	0	0	0	1	0	0	0	0
02:45	2	0	0	1	0	0	0	0	0	0	1	0	0	0	0
03:00	1	0	1	0	0	0	0	0	0	0	0	0	0	0	0
03:15	2	0	1	1	0	0	0	0	0	0	0	0	0	0	0
03:30	2	0	2	0	0	0	0	0	0	0	0	0	0	0	0
03:45	0	0	0	0	0	0	0	0	0	0	0	0	0	0	0
04:00	3	0	3	0	0	0	0	0	0	0	0	0	0	0	0
04:15	2	0	2	0	0	0	0	0	0	0	0	0	0	0	0
04:30	0	0	0	0	0	0	0	0	0	0	0	0	0	0	0
04:45	3	0	2	0	0	0	0	0	1	0	0	0	0	0	0
05:00	16	0	15	0	0	0	0	0	0	0	0	1	0	0	0
05:15	3	0	2	1	0	0	0	0	0	0	0	0	0	0	0
05:30	9	1	7	0	0	0	0	0	0	0	0	1	0	0	0
05:45	4	0	4	0	0	0	0	0	0	0	0	0	0	0	0

TIME PERIOD	TOTAL VEHICLES	MOTOR-CYCLES	CARS OR CAR-BASED LGV	LIGHT GOODS VEHICLES	BUSES	TWO AXLE, SIX TYRE, RIGID/BUSES	THREE AXLE RIGID	FOUR OR MORE AXLE RIGID	FOUR OR LESS AXLE ARTIC	FIVE AXLE ARTIC	SIX OR MORE AXLE ARTIC	FIVE OR LESS AXLE MULTI-TRAILER ARTIC	SIX AXLE MULTI-TRAILER ARTIC	SEVEN OR MORE AXLE ARTIC
06:00	15	0	13	1	0	0	0	0	0	0	1	0	0	0
06:15	6	0	6	0	0	0	0	0	0	0	0	0	0	0
06:30	11	0	11	0	0	0	0	0	0	0	0	0	0	0
06:45	13	0	11	1	0	0	0	0	0	0	1	0	0	0
07:00	5	0	3	2	0	0	0	0	0	0	0	0	0	0
07:15	1	0	1	0	0	0	0	0	0	0	0	0	0	0
07:30	1	0	1	0	0	0	0	0	0	0	0	0	0	0
07:45	4	0	2	0	0	0	0	0	0	0	1	1	0	0
08:00	2	0	1	0	0	0	0	0	1	0	0	0	0	0
08:15	3	0	2	0	0	0	0	0	0	0	1	0	0	0
08:30	1	0	1	0	0	0	0	0	0	0	0	0	0	0
08:45	4	0	3	0	0	0	0	0	0	0	0	0	0	1
09:00	4	0	2	1	0	0	0	0	1	0	0	0	0	0
09:15	5	0	3	0	0	0	0	0	1	0	1	0	0	0
09:30	2	0	1	0	0	0	0	0	0	0	1	0	0	0
09:45	3	0	3	0	0	0	0	0	0	0	0	0	0	0
10:00	10	0	8	2	0	0	0	0	0	0	0	0	0	0
10:15	6	0	3	3	0	0	0	0	0	0	0	0	0	0
10:30	6	0	5	0	0	0	0	0	0	0	1	0	0	0
10:45	3	0	1	1	0	0	0	0	0	0	1	0	0	0
11:00	4	0	2	1	0	0	0	0	0	0	0	0	0	1
11:15	6	0	5	1	0	0	0	0	0	0	0	0	0	0
11:30	8	0	4	3	0	0	0	0	0	0	1	0	0	0
11:45	5	0	3	0	0	0	0	0	0	0	2	0	0	0

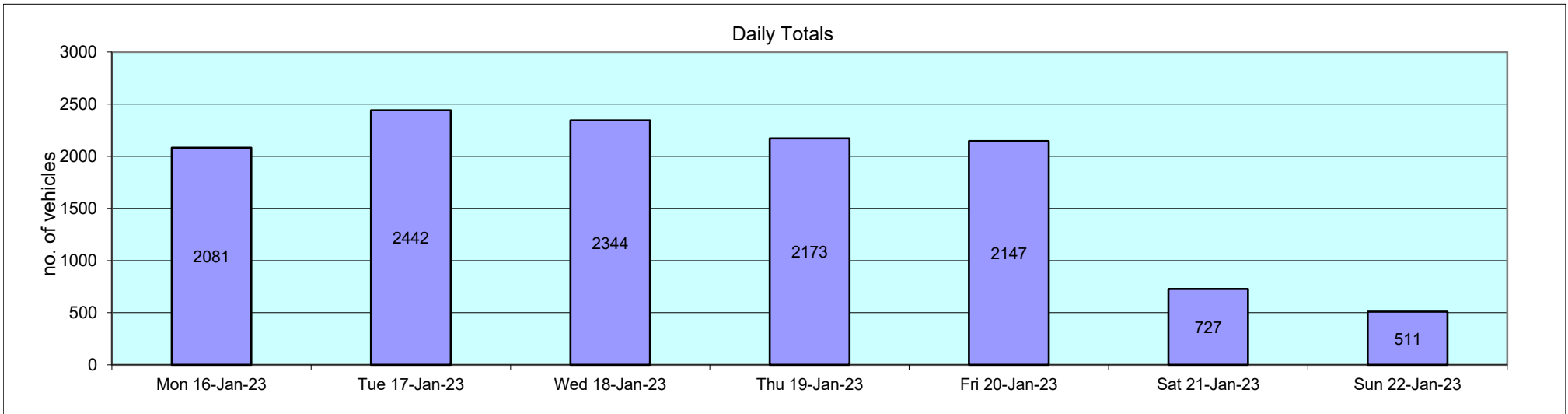
27397 IMMINGHAM Site No: 27397001 Location Site 1 - Laporte Road (att to tree)
 Channel: Southbound

TIME PERIOD	TOTAL VEHICLES	MOTOR-CYCLES	CARS OR CAR-BASED LGV	LIGHT GOODS VEHICLES	BUSES	TWO AXLE, SIX TYRE, RIGID/BUSES	THREE AXLE RIGID	FOUR OR MORE AXLE RIGID	FOUR OR LESS AXLE ARTIC	FIVE AXLE ARTIC	SIX OR MORE AXLE ARTIC	FIVE OR LESS AXLE MULTI-TRAILER ARTIC	SIX AXLE MULTI-TRAILER ARTIC	SEVEN OR MORE AXLE ARTIC	
Sun 22-Jan-23															
12:00	9	0	6	2	0	0	0	0	0	0	1	0	0	0	
12:15	12	0	12	0	0	0	0	0	0	0	0	0	0	0	
12:30	2	0	1	0	0	0	0	0	0	0	1	0	0	0	
12:45	4	0	4	0	0	0	0	0	0	0	0	0	0	0	
13:00	7	0	7	0	0	0	0	0	0	0	0	0	0	0	
13:15	6	0	4	0	0	0	0	0	0	0	2	0	0	0	
13:30	2	0	2	0	0	0	0	0	0	0	0	0	0	0	
13:45	10	0	10	0	0	0	0	0	0	0	0	0	0	0	
14:00	8	0	8	0	0	0	0	0	0	0	0	0	0	0	
14:15	8	0	3	4	0	0	0	0	0	0	1	0	0	0	
14:30	18	0	14	0	0	0	0	0	0	0	3	1	0	0	
14:45	4	1	2	1	0	0	0	0	0	0	0	0	0	0	
15:00	9	0	8	0	0	0	0	0	0	0	0	0	0	1	
15:15	9	0	6	1	0	0	0	0	1	0	1	0	0	0	
15:30	5	0	4	1	0	0	0	0	0	0	0	0	0	0	
15:45	7	0	6	0	0	0	0	0	1	0	0	0	0	0	
16:00	9	0	7	1	0	0	0	0	0	0	1	0	0	0	
16:15	1	0	1	0	0	0	0	0	0	0	0	0	0	0	
16:30	7	1	5	1	0	0	0	0	0	0	0	0	0	0	
16:45	6	1	4	1	0	0	0	0	0	0	0	0	0	0	
17:00	6	0	5	0	0	0	0	0	0	0	1	0	0	0	
17:15	8	1	6	0	0	0	0	0	0	0	0	1	0	0	
17:30	24	0	22	2	0	0	0	0	0	0	0	0	0	0	
17:45	17	1	16	0	0	0	0	0	0	0	0	0	0	0	

TIME PERIOD	TOTAL VEHICLES	MOTOR-CYCLES	CARS OR CAR-BASED LGV	LIGHT GOODS VEHICLES	BUSES	TWO AXLE, SIX TYRE, RIGID/BUSES	THREE AXLE RIGID	FOUR OR MORE AXLE RIGID	FOUR OR LESS AXLE ARTIC	FIVE AXLE ARTIC	SIX OR MORE AXLE ARTIC	FIVE OR LESS AXLE MULTI-TRAILER ARTIC	SIX AXLE MULTI-TRAILER ARTIC	SEVEN OR MORE AXLE ARTIC
18:00	23	1	21	1	0	0	0	0	0	0	0	0	0	0
18:15	12	0	11	0	0	0	0	0	0	0	1	0	0	0
18:30	13	0	13	0	0	0	0	0	0	0	0	0	0	0
18:45	9	0	9	0	0	0	0	0	0	0	0	0	0	0
19:00	10	0	8	1	0	0	0	0	0	0	0	0	0	1
19:15	5	0	4	1	0	0	0	0	0	0	0	0	0	0
19:30	2	0	1	1	0	0	0	0	0	0	0	0	0	0
19:45	3	0	1	0	0	0	0	0	0	0	1	0	0	1
20:00	1	0	1	0	0	0	0	0	0	0	0	0	0	0
20:15	3	0	0	2	0	0	0	0	0	0	0	1	0	0
20:30	2	0	1	1	0	0	0	0	0	0	0	0	0	0
20:45	2	0	2	0	0	0	0	0	0	0	0	0	0	0
21:00	3	0	3	0	0	0	0	0	0	0	0	0	0	0
21:15	2	0	2	0	0	0	0	0	0	0	0	0	0	0
21:30	2	0	1	0	0	0	0	0	0	0	1	0	0	0
21:45	4	0	3	0	0	0	0	0	0	0	1	0	0	0
22:00	1	0	1	0	0	0	0	0	0	0	0	0	0	0
22:15	1	0	1	0	0	0	0	0	0	0	0	0	0	0
22:30	3	0	2	0	0	0	0	0	0	0	1	0	0	0
22:45	3	0	3	0	0	0	0	0	0	0	0	0	0	0
23:00	1	0	1	0	0	0	0	0	0	0	0	0	0	0
23:15	1	0	1	0	0	0	0	0	0	0	0	0	0	0
23:30	0	0	0	0	0	0	0	0	0	0	0	0	0	0
23:45	2	0	2	0	0	0	0	0	0	0	0	0	0	0
12H,7-19	338	6	271	29	0	0	0	0	5	0	21	3	0	3
16H,6-22	422	6	339	37	0	0	0	0	5	0	26	4	0	5
18H,6-24	434	6	350	37	0	0	0	0	5	0	27	4	0	5
24H,0-24	511	7	415	40	0	0	0	0	6	0	31	7	0	5

27397 IMMINGHAM Site No: 27397001 Location Site 1 - Laporte Road (att to tree)
 Channel: Southbound

TIME PERIOD	TOTAL VEHICLES	MOTOR-CYCLES	CARS OR CAR-BASED LGV	LIGHT GOODS VEHICLES	BUSES	TWO AXLE, SIX TYRE, RIGID/BUSES	THREE AXLE RIGID	FOUR OR MORE AXLE RIGID	FOUR OR LESS AXLE ARTIC	FIVE AXLE ARTIC	SIX OR MORE AXLE ARTIC	FIVE OR LESS AXLE MULTI-TRAILER ARTIC	SIX AXLE MULTI-TRAILER ARTIC	SEVEN OR MORE AXLE ARTIC
Daily Totals														
Mon 16-Jan-23	2081	35	1333	297	8	12	32	0	34	3	222	94	0	11
Tue 17-Jan-23	2442	28	1603	391	7	10	25	0	42	3	234	88	0	11
Wed 18-Jan-23	2344	21	1525	395	1	13	20	0	31	2	238	89	0	9
Thu 19-Jan-23	2173	31	1429	350	7	8	19	1	40	0	178	99	0	11
Fri 20-Jan-23	2147	30	1380	349	3	15	24	0	49	3	172	112	0	10
Sat 21-Jan-23	727	12	560	91	0	0	6	1	2	0	38	13	0	4
Sun 22-Jan-23	511	7	415	40	0	0	0	0	6	0	31	7	0	5
Total Vehicles														
[--]	12425	164	8245	1913	26	58	126	2	204	11	1113	502	0	61



Time Period	Total Vehicles	85%ile Speed	Mean Speed	<11Mph	11-<21	21-<31	31-<41	41-<46	46-<51	51-<56	56-<61	61-<66	66-<71	71-<76	=>76
Mon 16-Jan-23															
00:00	2	-	44.4	0	0	0	1	0	0	1	0	0	0	0	0
00:15	0	-	-	0	0	0	0	0	0	0	0	0	0	0	0
00:30	3	-	48	0	0	0	1	0	0	2	0	0	0	0	0
00:45	0	-	-	0	0	0	0	0	0	0	0	0	0	0	0
01:00	2	-	56.3	0	0	0	0	0	0	1	1	0	0	0	0
01:15	0	-	-	0	0	0	0	0	0	0	0	0	0	0	0
01:30	3	-	37.2	0	0	1	1	0	0	1	0	0	0	0	0
01:45	0	-	-	0	0	0	0	0	0	0	0	0	0	0	0
02:00	4	-	49.5	0	0	0	0	0	3	1	0	0	0	0	0
02:15	0	-	-	0	0	0	0	0	0	0	0	0	0	0	0
02:30	0	-	-	0	0	0	0	0	0	0	0	0	0	0	0
02:45	9	-	47	0	0	0	1	2	3	3	0	0	0	0	0
03:00	6	-	48	0	0	0	2	0	1	1	1	1	0	0	0
03:15	1	-	45.3	0	0	0	0	0	1	0	0	0	0	0	0
03:30	2	-	55.2	0	0	0	0	0	0	1	1	0	0	0	0
03:45	1	-	48.1	0	0	0	0	0	1	0	0	0	0	0	0
04:00	2	-	48.9	0	0	0	0	0	1	1	0	0	0	0	0
04:15	1	-	32.3	0	0	0	1	0	0	0	0	0	0	0	0
04:30	6	-	43.1	0	0	0	3	0	1	1	1	0	0	0	0
04:45	6	-	42.6	0	0	1	0	3	2	0	0	0	0	0	0
05:00	11	65.4	52.6	0	0	1	1	2	2	0	0	0	5	0	0
05:15	11	51.9	42.6	0	0	0	4	5	0	1	1	0	0	0	0
05:30	12	54.4	48	0	0	0	0	3	6	2	1	0	0	0	0
05:45	15	55.9	48.1	0	0	0	2	2	4	4	3	0	0	0	0
06:00	20	47.9	41.2	0	1	2	3	4	9	0	1	0	0	0	0
06:15	14	49.3	37.7	0	1	2	4	4	1	1	0	1	0	0	0
06:30	27	50.8	43	0	0	1	8	8	6	2	2	0	0	0	0
06:45	13	45.1	41.1	0	0	0	6	5	1	1	0	0	0	0	0
07:00	19	50.6	42	0	0	1	8	5	2	1	2	0	0	0	0
07:15	15	45	39.5	0	0	1	6	6	2	0	0	0	0	0	0
07:30	23	47.3	41.6	0	0	0	9	7	6	0	1	0	0	0	0
07:45	30	53.6	44.5	0	0	0	12	6	2	7	3	0	0	0	0
08:00	29	47	39.9	0	0	5	12	6	3	1	1	1	0	0	0
08:15	21	47.8	42.9	0	0	0	3	14	2	2	0	0	0	0	0
08:30	17	45.8	41.6	0	0	0	6	7	4	0	0	0	0	0	0
08:45	9	-	42.1	0	0	0	5	2	1	0	0	0	0	1	0
09:00	25	49.8	44.2	0	0	0	7	9	6	1	0	2	0	0	0
09:15	27	47.7	40.8	0	1	0	8	13	2	3	0	0	0	0	0
09:30	25	52.6	44.3	0	0	0	9	7	4	2	1	1	1	0	0
09:45	10	-	41.4	0	0	0	6	2	0	2	0	0	0	0	0
10:00	23	48.6	43.1	0	0	0	6	10	6	1	0	0	0	0	0
10:15	32	44.1	37.5	0	0	1	21	8	2	0	0	0	0	0	0
10:30	27	45.4	41.6	0	0	0	11	11	4	0	1	0	0	0	0
10:45	25	45.8	39.3	0	0	4	8	9	2	1	1	0	0	0	0
11:00	24	45.5	40.8	0	0	1	8	10	4	1	0	0	0	0	0
11:15	22	48.1	42.6	0	0	0	9	6	5	1	1	0	0	0	0
11:30	23	45.7	40.3	0	0	0	12	7	4	0	0	0	0	0	0
11:45	18	53.6	45.1	0	0	1	2	6	5	3	1	0	0	0	0

Time Period	Total Vehicles	85%ile Speed	Mean Speed	<11Mph	11-<21	21-<31	31-<41	41-<46	46-<51	51-<56	56-<61	61-<66	66-<71	71-<76	=>76
Mon 16-Jan-23															
12:00	27	51.9	43.8	0	0	0	11	4	7	4	1	0	0	0	0
12:15	24	48.2	40.2	0	1	0	11	6	4	1	1	0	0	0	0
12:30	21	48.2	43.1	0	0	0	6	5	9	0	1	0	0	0	0
12:45	18	56.7	45.4	0	0	1	4	5	3	2	1	1	1	0	0
13:00	17	55.8	43.4	0	0	1	7	4	0	2	2	1	0	0	0
13:15	37	58.4	45.3	0	0	0	15	6	5	4	5	2	0	0	0
13:30	31	48.9	42.9	0	0	0	12	11	4	2	1	0	1	0	0
13:45	36	60.4	46.3	0	0	0	10	13	3	0	5	4	1	0	0
14:00	63	46.3	39.7	0	1	4	28	16	12	1	0	1	0	0	0
14:15	19	53.1	45.4	0	0	0	4	4	7	3	1	0	0	0	0
14:30	52	53.7	42.7	0	2	0	19	11	11	4	5	0	0	0	0
14:45	41	50	44.2	0	0	0	16	9	11	2	2	1	0	0	0
15:00	56	55.2	45.5	0	1	0	7	27	8	4	7	2	0	0	0
15:15	40	54.3	46.4	0	0	0	5	13	14	3	3	2	0	0	0
15:30	63	51.7	43.2	0	0	0	23	25	4	6	2	3	0	0	0
15:45	80	50.2	43	0	0	0	38	17	9	10	3	2	1	0	0
16:00	134	47.5	42.2	0	0	5	58	38	18	3	3	2	7	0	0
16:15	80	50.1	42.1	0	0	1	28	25	14	10	2	0	0	0	0
16:30	93	47.1	40.7	0	0	1	39	36	9	7	1	0	0	0	0
16:45	50	47.9	40.3	0	1	0	25	10	11	2	1	0	0	0	0
17:00	107	47.2	42.3	0	0	0	40	33	26	4	4	0	0	0	0
17:15	70	47.3	42	0	1	0	27	17	20	3	2	0	0	0	0
17:30	48	48.5	40	0	1	1	23	12	5	4	1	1	0	0	0
17:45	44	53.1	44.3	0	0	0	10	14	12	4	3	1	0	0	0
18:00	34	52.1	43.7	0	1	1	6	13	7	4	2	0	0	0	0
18:15	14	55	41.9	0	0	0	7	4	1	0	1	1	0	0	0
18:30	15	46.9	40	0	0	1	7	5	0	2	0	0	0	0	0
18:45	17	53.9	42.1	0	0	0	9	3	1	2	2	0	0	0	0
19:00	17	52	41.6	0	0	0	9	2	2	4	0	0	0	0	0
19:15	8	-	41.3	0	0	2	0	4	1	1	0	0	0	0	0
19:30	7	-	46.2	0	0	0	2	1	1	3	0	0	0	0	0
19:45	8	-	48.6	0	0	0	1	1	3	2	1	0	0	0	0
20:00	14	53.8	47.9	0	0	0	1	4	2	6	1	0	0	0	0
20:15	12	59.8	52.4	0	0	0	1	1	1	5	3	1	0	0	0
20:30	8	-	40.7	0	0	1	4	1	1	1	0	0	0	0	0
20:45	6	-	46.8	0	0	0	1	2	1	1	1	0	0	0	0
21:00	6	-	38.6	0	0	1	2	1	1	1	0	0	0	0	0
21:15	2	-	39.5	0	0	0	1	1	0	0	0	0	0	0	0
21:30	0	-	-	0	0	0	0	0	0	0	0	0	0	0	0
21:45	2	-	44.2	0	0	0	1	0	0	1	0	0	0	0	0
22:00	11	58.9	48.1	0	0	1	0	4	1	3	1	0	1	0	0
22:15	8	-	37.7	0	0	0	6	1	1	0	0	0	0	0	0
22:30	5	-	45	0	0	0	0	4	1	0	0	0	0	0	0
22:45	7	-	40.5	0	0	0	3	4	0	0	0	0	0	0	0
23:00	5	-	47.2	0	0	0	1	1	1	1	1	0	0	0	0
23:15	4	-	44.9	0	0	0	1	0	3	0	0	0	0	0	0
23:30	3	-	44.4	0	0	0	1	1	0	1	0	0	0	0	0
23:45	2	-	48.6	0	0	0	0	1	0	1	0	0	0	0	0
12H,7-19	1775	49	42.4	0	10	30	663	537	301	119	74	28	12	1	0
16H,6-22	1939	49.5	42.5	0	12	39	707	576	331	148	83	30	12	1	0
18H,6-24	1984	49.7	42.5	0	12	40	719	592	338	154	85	30	13	1	0
24H,0-24	2081	50.2	42.7	0	12	43	736	609	363	174	94	31	18	1	0

Time Period	Total Vehicles	85%ile Speed	Mean Speed	<11Mph	11-<21	21-<31	31-<41	41-<46	46-<51	51-<56	56-<61	61-<66	66-<71	71-<76	=>76
Tue 17-Jan-23															
00:00	5	-	40.6	0	0	0	3	1	1	0	0	0	0	0	0
00:15	4	-	41.4	0	0	0	1	2	1	0	0	0	0	0	0
00:30	2	-	45.3	0	0	0	1	0	0	1	0	0	0	0	0
00:45	3	-	46.8	0	0	0	0	1	1	1	0	0	0	0	0
01:00	4	-	40.5	0	0	1	1	0	1	1	0	0	0	0	0
01:15	0	-	-	0	0	0	0	0	0	0	0	0	0	0	0
01:30	0	-	-	0	0	0	0	0	0	0	0	0	0	0	0
01:45	2	-	52	0	0	0	0	0	1	0	1	0	0	0	0
02:00	8	-	48	0	0	0	1	1	3	2	1	0	0	0	0
02:15	0	-	-	0	0	0	0	0	0	0	0	0	0	0	0
02:30	0	-	-	0	0	0	0	0	0	0	0	0	0	0	0
02:45	1	-	51	0	0	0	0	0	0	1	0	0	0	0	0
03:00	1	-	47.8	0	0	0	0	0	1	0	0	0	0	0	0
03:15	3	-	39.1	0	0	1	0	1	1	0	0	0	0	0	0
03:30	6	-	44.2	0	0	0	3	0	2	0	1	0	0	0	0
03:45	1	-	38.4	0	0	0	1	0	0	0	0	0	0	0	0
04:00	3	-	52	0	0	0	0	0	0	3	0	0	0	0	0
04:15	2	-	44.8	0	0	0	1	0	0	1	0	0	0	0	0
04:30	2	-	29.3	0	0	1	1	0	0	0	0	0	0	0	0
04:45	3	-	43.6	0	0	0	0	2	1	0	0	0	0	0	0
05:00	7	-	42.7	0	0	0	2	3	2	0	0	0	0	0	0
05:15	10	-	42.8	0	0	0	3	2	3	0	2	0	0	0	0
05:30	18	52.4	44.6	0	0	0	4	8	3	1	1	1	0	0	0
05:45	17	53.1	45.1	0	0	0	4	4	5	3	1	0	0	0	0
06:00	20	44.3	37.2	0	1	0	12	5	2	0	0	0	0	0	0
06:15	16	44.3	34.9	1	0	3	6	5	1	0	0	0	0	0	0
06:30	19	53.2	43	0	0	0	7	8	1	2	1	0	0	0	0
06:45	19	42.3	38.8	0	0	2	9	6	0	2	0	0	0	0	0
07:00	12	45	37.8	0	0	0	8	3	1	0	0	0	0	0	0
07:15	21	43.3	36.7	0	0	0	17	2	1	1	0	0	0	0	0
07:30	16	48.4	39.9	0	0	1	7	4	2	2	0	0	0	0	0
07:45	30	47	41.4	0	0	0	14	4	10	2	0	0	0	0	0
08:00	25	47.4	41.2	0	0	0	10	11	3	1	0	0	0	0	0
08:15	25	49.9	42.6	0	0	1	7	11	3	2	0	0	1	0	0
08:30	25	46	38.6	1	0	0	13	7	3	1	0	0	0	0	0
08:45	25	41.3	37.2	0	0	0	19	5	1	0	0	0	0	0	0
09:00	26	46.2	42.6	0	0	0	7	12	6	1	0	0	0	0	0
09:15	31	50.6	41.9	0	0	0	19	4	3	3	2	0	0	0	0
09:30	17	47.4	42.2	0	0	0	5	8	4	0	0	0	0	0	0
09:45	23	49.1	43.4	0	0	0	7	9	5	0	1	1	0	0	0
10:00	28	48.8	40.9	1	0	0	12	8	4	1	2	0	0	0	0
10:15	24	53.5	42.4	0	0	0	13	4	2	3	1	1	0	0	0
10:30	19	47.8	41.1	0	0	0	8	7	3	1	0	0	0	0	0
10:45	43	50.9	43.3	0	0	0	17	11	9	1	5	0	0	0	0
11:00	17	49.5	40.8	0	1	0	7	3	4	2	0	0	0	0	0
11:15	14	51.9	44.9	0	0	0	2	7	1	4	0	0	0	0	0
11:30	41	54	45.2	0	0	1	13	11	4	8	1	2	1	0	0
11:45	58	51.6	43.5	0	0	0	27	3	13	13	2	0	0	0	0

Time Period	Total Vehicles	85%ile Speed	Mean Speed	<11Mph	11-<21	21-<31	31-<41	41-<46	46-<51	51-<56	56-<61	61-<66	66-<71	71-<76	=>76
-------------	----------------	--------------	------------	--------	--------	--------	--------	--------	--------	--------	--------	--------	--------	--------	------

Tue 17-Jan-23

12:00	29	47	42.7	0	0	0	11	11	4	1	0	0	1	1	0
12:15	34	48.7	42.6	0	0	1	9	17	5	1	0	1	0	0	0
12:30	35	46.4	41.3	0	0	0	15	15	2	0	3	0	0	0	0
12:45	30	54.8	45.5	0	0	0	8	8	6	5	3	0	0	0	0
13:00	21	49.8	40.9	0	0	3	6	6	3	2	1	0	0	0	0
13:15	21	51.1	43.7	0	0	1	4	8	5	2	1	0	0	0	0
13:30	34	48.1	42.6	0	0	0	12	11	7	3	1	0	0	0	0
13:45	48	46.2	40.9	0	1	3	12	18	9	4	1	0	0	0	0
14:00	33	55.6	46.7	0	0	1	5	9	8	2	7	1	0	0	0
14:15	44	51.4	43.1	0	0	0	16	15	5	4	3	1	0	0	0
14:30	50	46.9	40.1	0	0	0	25	17	5	3	0	0	0	0	0
14:45	37	43.9	39.1	0	0	1	19	16	0	1	0	0	0	0	0
15:00	70	47.3	41.5	0	1	2	20	32	8	7	0	0	0	0	0
15:15	59	47.9	42.4	0	0	1	17	26	9	3	3	0	0	0	0
15:30	52	46.6	42.4	0	0	0	17	24	8	2	1	0	0	0	0
15:45	64	48	42.6	0	0	0	24	17	17	4	2	0	0	0	0
16:00	125	47.9	42.4	0	0	0	51	38	25	7	4	0	0	0	0
16:15	85	47	40.6	0	1	1	40	26	12	4	1	0	0	0	0
16:30	123	46	40	0	1	8	52	40	9	11	1	1	0	0	0
16:45	122	46	39.6	0	0	6	61	29	19	5	2	0	0	0	0
17:00	160	44.3	39	0	0	3	92	45	18	2	0	0	0	0	0
17:15	83	47	38.5	0	0	1	51	18	9	2	2	0	0	0	0
17:30	69	44.5	39.5	0	0	0	46	14	7	2	0	0	0	0	0
17:45	52	47.8	40.5	0	1	0	24	16	8	2	0	1	0	0	0
18:00	42	46.6	40.2	0	1	3	18	11	5	2	2	0	0	0	0
18:15	15	46	39.7	0	0	0	7	4	4	0	0	0	0	0	0
18:30	19	47.5	41	0	0	0	9	6	3	1	0	0	0	0	0
18:45	21	51.7	42.1	0	0	0	10	5	2	4	0	0	0	0	0
19:00	18	49.6	42.7	0	0	1	3	6	7	1	0	0	0	0	0
19:15	29	51.8	42.2	0	0	0	12	5	6	5	1	0	0	0	0
19:30	10	-	39.1	0	0	1	5	2	1	1	0	0	0	0	0
19:45	12	61.9	46.2	0	0	1	3	2	1	1	2	1	1	0	0
20:00	10	-	46.2	0	0	0	1	3	2	3	1	0	0	0	0
20:15	10	-	51	0	0	0	0	1	2	6	1	0	0	0	0
20:30	8	-	52.5	0	0	0	0	0	3	1	4	0	0	0	0
20:45	7	-	43.2	0	0	0	3	2	1	0	0	1	0	0	0
21:00	2	-	45.1	0	0	0	1	0	0	1	0	0	0	0	0
21:15	6	-	49.4	0	0	0	1	1	0	4	0	0	0	0	0
21:30	2	-	43.2	0	0	0	1	0	1	0	0	0	0	0	0
21:45	7	-	42.2	0	0	0	2	2	2	1	0	0	0	0	0
22:00	10	-	45.1	0	0	0	2	3	2	3	0	0	0	0	0
22:15	4	-	39.1	0	0	0	3	0	1	0	0	0	0	0	0
22:30	4	-	47.1	0	0	0	0	2	1	0	1	0	0	0	0
22:45	5	-	46.7	0	0	0	0	1	3	1	0	0	0	0	0
23:00	7	-	38.1	0	1	0	4	1	0	0	1	0	0	0	0
23:15	5	-	42.1	0	0	0	2	2	0	1	0	0	0	0	0
23:30	5	-	39.5	0	0	0	2	3	0	0	0	0	0	0	0
23:45	8	-	47.6	0	0	0	0	1	5	2	0	0	0	0	0
12H,7-19	2097	47.4	41.2	2	7	38	913	636	304	132	52	9	3	1	0
16H,6-22	2292	47.9	41.3	3	8	46	979	684	334	160	62	11	4	1	0
18H,6-24	2340	47.9	41.3	3	9	46	992	697	346	167	64	11	4	1	0
24H,0-24	2442	48	41.4	3	9	49	1018	722	372	181	71	12	4	1	0

Time Period	Total Vehicles	85%ile Speed	Mean Speed	<11Mph	11-<21	21-<31	31-<41	41-<46	46-<51	51-<56	56-<61	61-<66	66-<71	71-<76	=>76
Wed 18-Jan-23															
00:00	10	-	42.8	0	0	0	2	4	4	0	0	0	0	0	0
00:15	1	-	46.3	0	0	0	0	0	1	0	0	0	0	0	0
00:30	4	-	41.4	0	0	0	2	0	2	0	0	0	0	0	0
00:45	2	-	47.7	0	0	0	1	0	0	0	1	0	0	0	0
01:00	3	-	37.7	0	0	1	0	2	0	0	0	0	0	0	0
01:15	3	-	43	0	0	0	2	0	0	1	0	0	0	0	0
01:30	3	-	42.2	0	0	0	1	1	1	0	0	0	0	0	0
01:45	2	-	42.3	0	0	0	1	0	1	0	0	0	0	0	0
02:00	1	-	33	0	0	0	1	0	0	0	0	0	0	0	0
02:15	1	-	52.9	0	0	0	0	0	0	1	0	0	0	0	0
02:30	5	-	43.6	0	0	0	0	4	1	0	0	0	0	0	0
02:45	0	-	-	0	0	0	0	0	0	0	0	0	0	0	0
03:00	0	-	-	0	0	0	0	0	0	0	0	0	0	0	0
03:15	0	-	-	0	0	0	0	0	0	0	0	0	0	0	0
03:30	3	-	50.6	0	0	0	0	1	1	0	1	0	0	0	0
03:45	2	-	43.3	0	0	0	1	0	1	0	0	0	0	0	0
04:00	9	-	46.3	0	0	0	2	1	4	1	0	1	0	0	0
04:15	2	-	31	0	0	1	1	0	0	0	0	0	0	0	0
04:30	4	-	45	0	0	1	0	1	0	1	1	0	0	0	0
04:45	7	-	38	0	0	2	1	3	1	0	0	0	0	0	0
05:00	10	-	45.1	0	0	0	1	1	8	0	0	0	0	0	0
05:15	12	52.4	40.3	0	1	0	5	3	1	1	1	0	0	0	0
05:30	25	57.3	42.1	0	0	0	13	4	2	2	1	2	0	1	0
05:45	16	44.5	41.2	0	0	0	5	9	1	1	0	0	0	0	0
06:00	25	46.7	37.3	1	0	1	15	3	5	0	0	0	0	0	0
06:15	15	48.8	36.5	1	1	0	6	3	4	0	0	0	0	0	0
06:30	23	49	41.2	0	0	0	11	5	4	3	0	0	0	0	0
06:45	29	47.4	38.8	0	0	1	17	6	5	0	0	0	0	0	0
07:00	29	41.9	36.5	0	0	3	15	10	1	0	0	0	0	0	0
07:15	18	45.3	39.1	0	0	0	10	5	3	0	0	0	0	0	0
07:30	24	47.3	41.2	0	0	0	10	10	2	2	0	0	0	0	0
07:45	14	48.5	40.1	0	0	0	9	2	2	1	0	0	0	0	0
08:00	27	44.7	41	0	0	0	9	15	2	1	0	0	0	0	0
08:15	21	51.7	43.6	0	0	0	7	7	3	3	1	0	0	0	0
08:30	13	49.8	43.1	0	0	0	4	4	3	1	1	0	0	0	0
08:45	23	48	39.4	0	0	1	12	6	2	2	0	0	0	0	0
09:00	34	52.7	42	0	0	0	18	5	5	3	2	1	0	0	0
09:15	23	49.6	43.5	0	0	0	9	7	4	1	1	1	0	0	0
09:30	26	54.6	44	0	0	0	12	2	3	6	3	0	0	0	0
09:45	17	49.9	42.4	0	0	1	5	6	3	1	1	0	0	0	0
10:00	40	51.4	44.4	0	0	0	15	5	12	5	3	0	0	0	0
10:15	23	54.1	42.5	0	0	0	13	3	1	3	3	0	0	0	0
10:30	26	44.8	40.4	0	0	0	14	9	2	0	1	0	0	0	0
10:45	20	53.8	44.9	0	0	0	3	10	3	2	2	0	0	0	0
11:00	34	58.1	45.9	0	0	0	17	2	2	4	7	2	0	0	0
11:15	38	49.8	40.8	0	0	2	18	7	6	3	2	0	0	0	0
11:30	29	49.2	43.3	0	0	0	9	10	7	2	1	0	0	0	0
11:45	27	51.5	45.1	0	0	0	5	10	8	2	2	0	0	0	0

Time Period	Total Vehicles	85%ile Speed	Mean Speed	<11Mph	11-<21	21-<31	31-<41	41-<46	46-<51	51-<56	56-<61	61-<66	66-<71	71-<76	=>76
Wed 18-Jan-23															
12:00	46	56.7	45.5	0	0	0	13	16	6	3	5	3	0	0	0
12:15	40	55.1	46.9	0	0	1	9	8	8	8	3	3	0	0	0
12:30	43	55.2	45.9	0	0	0	12	8	10	7	4	1	1	0	0
12:45	16	48	42.6	0	0	0	6	7	2	0	0	1	0	0	0
13:00	30	49	43.2	0	0	0	10	14	2	2	0	1	1	0	0
13:15	34	49.4	43.2	0	0	0	10	13	7	2	2	0	0	0	0
13:30	34	61.3	44.9	0	0	0	16	7	3	3	1	2	1	0	1
13:45	56	44.7	41	0	0	1	24	24	3	4	0	0	0	0	0
14:00	35	53	43.6	0	0	1	16	3	7	4	4	0	0	0	0
14:15	45	51.8	44	0	0	1	12	16	6	9	1	0	0	0	0
14:30	53	43.8	39.2	0	0	2	28	16	5	2	0	0	0	0	0
14:45	66	51.1	45	0	1	0	10	20	22	10	2	1	0	0	0
15:00	52	52.7	43.7	0	0	3	14	14	10	7	3	0	1	0	0
15:15	61	50.6	42.3	0	0	0	27	16	9	7	1	0	0	1	0
15:30	34	49.2	42.3	0	0	0	11	9	11	3	0	0	0	0	0
15:45	74	48.6	41.7	0	0	2	25	20	18	9	0	0	0	0	0
16:00	111	47.6	43	0	0	0	34	44	22	9	2	0	0	0	0
16:15	76	49.3	41.5	0	0	4	34	12	19	6	1	0	0	0	0
16:30	94	48.4	41.1	0	2	0	43	24	14	7	4	0	0	0	0
16:45	59	47.5	40.6	0	0	0	29	16	6	7	1	0	0	0	0
17:00	131	44	38.5	0	0	3	85	30	11	2	0	0	0	0	0
17:15	63	46.9	39.1	0	0	5	32	13	9	3	1	0	0	0	0
17:30	75	46.1	40.8	0	1	1	34	21	13	2	2	1	0	0	0
17:45	44	49.5	41.4	0	0	0	23	11	6	3	1	0	0	0	0
18:00	30	46.3	41.7	0	1	0	13	6	8	0	2	0	0	0	0
18:15	17	46.9	40	0	0	0	9	5	2	1	0	0	0	0	0
18:30	15	48.9	40.6	0	0	0	10	1	2	1	0	0	0	1	0
18:45	19	50.1	40.6	0	0	2	10	1	3	2	0	0	1	0	0
19:00	26	51.8	42.9	0	0	0	9	11	2	2	2	0	0	0	0
19:15	10	-	49	0	0	0	0	2	5	2	0	1	0	0	0
19:30	20	49.9	44.2	0	0	0	3	6	8	3	0	0	0	0	0
19:45	13	53.6	43.1	0	0	0	5	1	4	3	0	0	0	0	0
20:00	28	54.4	44	0	1	1	7	7	4	5	1	2	0	0	0
20:15	7	-	51.1	0	0	0	1	1	0	2	3	0	0	0	0
20:30	10	-	42.6	0	0	0	4	2	2	1	1	0	0	0	0
20:45	4	-	43.5	0	0	0	2	0	1	1	0	0	0	0	0
21:00	6	-	46.1	0	0	0	2	0	3	0	0	1	0	0	0
21:15	1	-	53	0	0	0	0	0	0	1	0	0	0	0	0
21:30	1	-	59.5	0	0	0	0	0	0	0	1	0	0	0	0
21:45	5	-	42.9	0	0	0	1	1	3	0	0	0	0	0	0
22:00	15	52.8	44	0	0	0	5	4	3	2	1	0	0	0	0
22:15	4	-	49.4	0	0	0	0	0	2	2	0	0	0	0	0
22:30	2	-	29	0	1	0	0	1	0	0	0	0	0	0	0
22:45	5	-	44.9	0	0	0	1	2	1	1	0	0	0	0	0
23:00	6	-	45.7	0	0	0	1	2	2	0	1	0	0	0	0
23:15	1	-	47.4	0	0	0	0	0	1	0	0	0	0	0	0
23:30	1	-	57.2	0	0	0	0	0	0	0	1	0	0	0	0
23:45	3	-	43.3	0	0	0	1	1	1	0	0	0	0	0	0
12H,7-19	1959	49.4	42.1	0	5	33	813	530	318	165	70	17	5	2	1
16H,6-22	2182	49.4	42.1	2	7	36	896	578	368	188	78	21	5	2	1
18H,6-24	2219	49.5	42.1	2	8	36	904	588	378	193	81	21	5	2	1
24H,0-24	2344	49.5	42.1	2	9	41	943	622	407	201	86	24	5	3	1

Time Period	Total Vehicles	85%ile Speed	Mean Speed	<11Mph	11-<21	21-<31	31-<41	41-<46	46-<51	51-<56	56-<61	61-<66	66-<71	71-<76	=>76
Thu 19-Jan-23															
00:00	10	-	45.7	0	0	0	1	6	1	1	0	1	0	0	0
00:15	6	-	49.5	0	0	0	0	0	4	2	0	0	0	0	0
00:30	3	-	50.1	0	0	0	0	1	0	1	1	0	0	0	0
00:45	8	-	46.3	0	0	0	2	2	1	2	1	0	0	0	0
01:00	1	-	35.2	0	0	0	1	0	0	0	0	0	0	0	0
01:15	2	-	41.5	0	0	0	1	1	0	0	0	0	0	0	0
01:30	1	-	33.3	0	0	0	1	0	0	0	0	0	0	0	0
01:45	0	-	-	0	0	0	0	0	0	0	0	0	0	0	0
02:00	0	-	-	0	0	0	0	0	0	0	0	0	0	0	0
02:15	1	-	32.7	0	0	0	1	0	0	0	0	0	0	0	0
02:30	1	-	46.7	0	0	0	0	0	1	0	0	0	0	0	0
02:45	2	-	45.2	0	0	0	0	1	1	0	0	0	0	0	0
03:00	6	-	49.9	0	0	0	0	0	3	2	1	0	0	0	0
03:15	4	-	53.2	0	0	0	0	0	2	1	0	1	0	0	0
03:30	5	-	44.8	0	0	0	0	3	1	1	0	0	0	0	0
03:45	4	-	43.2	0	0	0	2	1	0	0	1	0	0	0	0
04:00	0	-	-	0	0	0	0	0	0	0	0	0	0	0	0
04:15	1	-	51.4	0	0	0	0	0	0	1	0	0	0	0	0
04:30	3	-	35.3	0	0	0	2	1	0	0	0	0	0	0	0
04:45	7	-	48	0	0	0	1	1	2	1	2	0	0	0	0
05:00	13	54.7	41.6	0	1	0	5	2	1	3	1	0	0	0	0
05:15	19	59.3	47.3	0	0	0	4	6	2	2	4	0	1	0	0
05:30	16	53.8	47.5	0	0	0	2	2	6	6	0	0	0	0	0
05:45	20	46.3	42.9	0	0	0	3	13	4	0	0	0	0	0	0
06:00	20	51.3	40.8	1	0	2	4	6	4	2	1	0	0	0	0
06:15	14	46.1	36.9	1	1	1	2	4	5	0	0	0	0	0	0
06:30	19	44.9	39.3	0	0	0	12	5	2	0	0	0	0	0	0
06:45	26	42.4	38.5	0	0	1	16	8	0	1	0	0	0	0	0
07:00	23	45.9	39	0	0	5	6	6	5	1	0	0	0	0	0
07:15	13	48	43.3	0	0	0	2	7	3	1	0	0	0	0	0
07:30	15	47.1	40.3	0	0	0	8	5	1	1	0	0	0	0	0
07:45	26	50.8	40.5	0	0	0	13	8	1	3	1	0	0	0	0
08:00	19	49	42	0	0	0	9	5	3	2	0	0	0	0	0
08:15	25	47	41.8	0	0	0	9	10	4	1	1	0	0	0	0
08:30	26	53.7	43.5	0	0	2	8	5	5	3	3	0	0	0	0
08:45	21	51.6	42.8	0	0	0	7	7	3	4	0	0	0	0	0
09:00	24	48.7	41.4	0	0	0	10	5	8	1	0	0	0	0	0
09:15	22	51.9	42.5	0	0	1	7	9	1	3	1	0	0	0	0
09:30	25	59.5	48	0	0	0	5	7	3	3	4	3	0	0	0
09:45	14	45	40.7	0	0	0	6	6	2	0	0	0	0	0	0
10:00	22	53.2	44.2	0	0	0	6	6	6	3	1	0	0	0	0
10:15	21	45.9	41.6	0	0	1	4	12	3	1	0	0	0	0	0
10:30	28	45.4	39.4	0	0	1	13	10	4	0	0	0	0	0	0
10:45	21	47.4	39.8	0	0	4	6	6	3	2	0	0	0	0	0
11:00	42	51.9	40.7	0	1	0	20	9	3	7	2	0	0	0	0
11:15	21	49.3	42.8	0	0	0	7	8	4	2	0	0	0	0	0
11:30	34	54.3	44.8	1	0	0	6	13	6	4	3	1	0	0	0
11:45	25	52.5	43.1	0	0	0	6	12	3	4	0	0	0	0	0

27397

IMMINGHAM

Site No: 27397001

Location Site 1 - Laporte Road (att to tree)

Channel: Southbound

Time Period	Total Vehicles	85%ile Speed	Mean Speed	<11Mph	11-<21	21-<31	31-<41	41-<46	46-<51	51-<56	56-<61	61-<66	66-<71	71-<76	=>76
Thu 19-Jan-23															
12:00	36	56.8	46.3	0	1	0	5	9	9	6	4	1	1	0	0
12:15	31	54.2	44.1	0	0	0	14	1	7	5	4	0	0	0	0
12:30	28	63.5	46.9	0	0	0	10	5	5	0	2	5	1	0	0
12:45	29	55.1	44.4	0	0	2	5	7	8	3	4	0	0	0	0
13:00	34	48.2	40.8	0	0	1	18	7	5	2	1	0	0	0	0
13:15	35	49.5	41.1	0	1	0	13	13	3	3	1	1	0	0	0
13:30	24	48.3	44.9	0	0	0	1	11	10	1	1	0	0	0	0
13:45	44	47.5	42.4	0	0	0	18	12	11	3	0	0	0	0	0
14:00	39	49	43.4	0	1	1	10	13	9	2	2	1	0	0	0
14:15	34	49.1	43.9	0	0	0	11	11	8	1	2	1	0	0	0
14:30	37	51.5	42.3	0	0	0	15	9	6	5	1	1	0	0	0
14:45	42	49.7	40.4	0	0	0	22	10	4	4	1	1	0	0	0
15:00	62	47.9	42	0	0	0	24	22	10	6	0	0	0	0	0
15:15	47	52.5	44.3	0	0	2	14	7	12	8	2	2	0	0	0
15:30	47	48.9	41.6	0	0	0	20	14	8	4	1	0	0	0	0
15:45	64	50.6	41.2	0	1	0	30	13	10	8	2	0	0	0	0
16:00	105	49.6	43.3	0	0	0	32	35	24	12	2	0	0	0	0
16:15	74	49.7	43.1	0	0	0	28	21	15	6	3	1	0	0	0
16:30	86	41.8	37.3	0	1	6	54	19	1	3	1	1	0	0	0
16:45	67	47.5	41	1	1	0	25	22	11	4	3	0	0	0	0
17:00	111	42.9	37.2	0	1	8	76	14	9	2	1	0	0	0	0
17:15	77	44	39.5	0	0	6	37	24	5	3	1	0	1	0	0
17:30	50	45.3	39.7	0	1	4	19	16	5	4	0	0	1	0	0
17:45	34	49	44.1	0	0	1	5	10	14	4	0	0	0	0	0
18:00	44	48.5	42.9	0	0	0	14	12	16	1	1	0	0	0	0
18:15	11	57.9	46.3	0	0	1	2	1	2	3	1	0	1	0	0
18:30	20	47.9	38.8	0	0	2	11	2	3	2	0	0	0	0	0
18:45	29	51.5	43.6	0	0	0	11	8	3	4	3	0	0	0	0
19:00	13	48.3	39.7	0	0	0	8	1	3	0	0	1	0	0	0
19:15	13	53.1	42.1	0	0	2	2	4	2	2	0	1	0	0	0
19:30	6	-	50.3	0	0	0	1	2	0	1	0	1	1	0	0
19:45	7	-	49.4	0	0	0	0	2	2	2	0	1	0	0	0
20:00	22	56.8	40.9	0	0	2	9	4	2	2	2	1	0	0	0
20:15	6	-	40.7	0	0	1	2	0	0	3	0	0	0	0	0
20:30	11	56.7	48.4	0	0	0	1	3	4	1	2	0	0	0	0
20:45	6	-	37.8	0	0	0	4	2	0	0	0	0	0	0	0
21:00	11	60.1	44.4	0	0	0	7	0	1	1	1	1	0	0	0
21:15	3	-	43.1	0	0	0	1	1	1	0	0	0	0	0	0
21:30	21	53.5	50	0	0	0	0	1	8	10	2	0	0	0	0
21:45	2	-	39.1	0	0	0	1	1	0	0	0	0	0	0	0
22:00	8	-	47.7	0	0	0	1	3	1	1	2	0	0	0	0
22:15	2	-	56.8	0	0	0	0	0	0	1	0	1	0	0	0
22:30	7	-	47.2	0	1	0	1	0	2	1	0	1	1	0	0
22:45	7	-	48.3	0	0	0	2	0	1	2	2	0	0	0	0
23:00	6	-	43.6	0	0	0	2	2	1	1	0	0	0	0	0
23:15	1	-	34.2	0	0	0	1	0	0	0	0	0	0	0	0
23:30	1	-	51.5	0	0	0	0	0	0	1	0	0	0	0	0
23:45	0	-	-	0	0	0	0	0	0	0	0	0	0	0	0
12H,7-19	1808	49.2	41.8	2	9	48	702	504	304	155	60	19	5	0	0
16H,6-22	2008	49.5	41.8	4	10	57	772	548	338	180	68	25	6	0	0
18H,6-24	2040	49.7	41.9	4	11	57	779	553	343	187	72	27	7	0	0
24H,0-24	2173	50.1	42.2	4	12	57	805	593	372	210	83	29	8	0	0

Time Period	Total Vehicles	85%ile Speed	Mean Speed	<11Mph	11-<21	21-<31	31-<41	41-<46	46-<51	51-<56	56-<61	61-<66	66-<71	71-<76	=>76
Fri 20-Jan-23															
00:00	6	-	45.5	0	0	0	0	3	2	1	0	0	0	0	0
00:15	0	-	-	0	0	0	0	0	0	0	0	0	0	0	0
00:30	3	-	42.6	0	0	0	0	2	1	0	0	0	0	0	0
00:45	2	-	44.5	0	0	0	0	1	1	0	0	0	0	0	0
01:00	9	-	43.7	0	0	0	3	1	4	1	0	0	0	0	0
01:15	2	-	53.2	0	0	0	0	0	1	0	1	0	0	0	0
01:30	3	-	51.3	0	0	0	0	1	0	1	0	1	0	0	0
01:45	1	-	40.5	0	0	0	0	1	0	0	0	0	0	0	0
02:00	2	-	51.7	0	0	0	0	0	0	2	0	0	0	0	0
02:15	1	-	31.5	0	0	0	1	0	0	0	0	0	0	0	0
02:30	2	-	44.9	0	0	0	0	1	1	0	0	0	0	0	0
02:45	0	-	-	0	0	0	0	0	0	0	0	0	0	0	0
03:00	2	-	48	0	0	0	0	1	0	0	1	0	0	0	0
03:15	0	-	-	0	0	0	0	0	0	0	0	0	0	0	0
03:30	0	-	-	0	0	0	0	0	0	0	0	0	0	0	0
03:45	2	-	48.9	0	0	0	1	0	0	0	0	1	0	0	0
04:00	10	-	48.9	0	0	0	2	1	2	4	0	1	0	0	0
04:15	3	-	39.5	0	0	1	0	1	1	0	0	0	0	0	0
04:30	4	-	41.8	0	0	0	2	1	0	1	0	0	0	0	0
04:45	3	-	41.8	0	0	0	1	1	0	1	0	0	0	0	0
05:00	10	-	44.9	0	0	0	3	2	3	1	0	1	0	0	0
05:15	5	-	46.4	0	0	0	2	0	1	1	1	0	0	0	0
05:30	22	53.8	46.9	0	0	0	3	6	8	2	2	1	0	0	0
05:45	17	48.9	42.6	0	0	0	7	5	3	1	0	1	0	0	0
06:00	24	45.4	40	0	1	0	9	11	0	3	0	0	0	0	0
06:15	16	47.7	37	1	0	0	9	3	1	2	0	0	0	0	0
06:30	18	48.9	39.5	0	1	1	7	3	4	1	1	0	0	0	0
06:45	18	51.8	42.5	0	0	3	2	5	3	4	1	0	0	0	0
07:00	28	47.2	39.6	0	0	3	11	7	6	1	0	0	0	0	0
07:15	12	49	40	0	0	0	6	4	2	0	0	0	0	0	0
07:30	25	48.3	42	0	0	0	10	9	3	1	1	1	0	0	0
07:45	29	50.8	42.3	0	0	2	9	9	4	2	2	0	1	0	0
08:00	28	46.3	38.4	0	0	4	15	3	3	2	1	0	0	0	0
08:15	26	54.3	43.4	0	0	0	12	5	2	4	3	0	0	0	0
08:30	17	44.3	40.1	0	0	0	8	7	1	1	0	0	0	0	0
08:45	24	50.4	43.4	0	0	0	7	8	6	2	0	1	0	0	0
09:00	23	51	44.3	0	0	0	3	11	4	5	0	0	0	0	0
09:15	35	52.8	40	0	1	4	14	8	2	3	1	2	0	0	0
09:30	11	48.2	43.9	0	0	0	2	4	5	0	0	0	0	0	0
09:45	28	48.5	40.7	0	0	0	13	9	4	2	0	0	0	0	0
10:00	18	48.5	42.3	0	0	0	7	6	3	1	1	0	0	0	0
10:15	16	47.2	43	0	0	0	2	10	3	0	1	0	0	0	0
10:30	25	51.9	43.9	0	0	0	7	8	6	1	3	0	0	0	0
10:45	26	43.8	39.3	0	0	0	16	7	2	1	0	0	0	0	0
11:00	19	56.1	43.4	0	0	1	9	3	0	3	2	0	1	0	0
11:15	29	55.4	44.4	0	0	0	9	10	5	0	3	2	0	0	0
11:30	31	50	42.2	0	0	1	12	6	8	2	2	0	0	0	0
11:45	28	46.3	41.3	0	0	0	12	11	5	0	0	0	0	0	0

Time Period	Total Vehicles	85%ile Speed	Mean Speed	<11Mph	11-<21	21-<31	31-<41	41-<46	46-<51	51-<56	56-<61	61-<66	66-<71	71-<76	=>76
Fri 20-Jan-23															
12:00	47	46	40.8	0	0	0	24	15	4	3	1	0	0	0	0
12:15	33	48	43.1	0	0	0	11	10	9	2	1	0	0	0	0
12:30	30	51.2	44.7	0	1	0	4	8	13	1	2	1	0	0	0
12:45	28	53.8	41.8	0	0	0	17	2	3	3	3	0	0	0	0
13:00	37	51.8	44.6	0	0	1	8	12	8	6	1	1	0	0	0
13:15	27	52.1	41.8	0	0	2	10	10	1	1	2	1	0	0	0
13:30	53	53.8	43.9	0	0	0	22	12	8	5	4	0	1	1	0
13:45	30	56.4	43	0	0	2	9	9	3	1	4	2	0	0	0
14:00	55	52.1	43.2	0	2	0	15	17	7	10	4	0	0	0	0
14:15	35	52.4	42.8	0	0	0	18	7	3	3	3	1	0	0	0
14:30	53	53.7	46.1	0	0	0	12	10	12	14	4	1	0	0	0
14:45	48	50.3	40.8	0	0	0	25	11	3	8	0	0	1	0	0
15:00	84	45.8	41.1	0	0	1	35	32	12	3	1	0	0	0	0
15:15	60	49.6	42.4	0	0	2	24	15	12	2	5	0	0	0	0
15:30	73	48.7	41.6	0	0	6	20	20	23	2	2	0	0	0	0
15:45	52	55.1	44.1	0	0	0	21	15	4	1	8	3	0	0	0
16:00	98	45.2	40.3	0	0	0	51	31	13	3	0	0	0	0	0
16:15	66	50.2	41.6	0	1	1	29	15	10	6	4	0	0	0	0
16:30	66	48.3	42.4	0	0	1	29	12	19	3	1	1	0	0	0
16:45	33	52.4	44.1	0	0	1	9	13	5	2	1	1	1	0	0
17:00	85	44.4	39.5	0	0	0	51	22	8	4	0	0	0	0	0
17:15	52	49.1	42.4	0	0	0	21	16	9	5	1	0	0	0	0
17:30	38	49.4	42.3	0	0	0	15	11	8	2	2	0	0	0	0
17:45	34	49.2	41.6	0	0	1	15	8	6	2	2	0	0	0	0
18:00	27	45.5	37.9	0	1	1	15	5	5	0	0	0	0	0	0
18:15	20	53.3	44	0	0	0	8	5	3	2	2	0	0	0	0
18:30	20	50.3	42.1	0	0	0	8	4	5	2	1	0	0	0	0
18:45	36	49.9	40.8	0	0	3	13	9	6	3	1	1	0	0	0
19:00	25	55.9	45.4	0	0	0	10	4	1	5	4	1	0	0	0
19:15	12	65.6	44.5	0	0	0	6	3	0	1	0	0	2	0	0
19:30	3	-	43.5	0	0	0	1	1	0	1	0	0	0	0	0
19:45	7	-	48.2	0	0	1	0	1	1	2	2	0	0	0	0
20:00	19	60.2	51.3	0	0	0	2	3	3	3	4	4	0	0	0
20:15	6	-	50.1	0	0	0	1	1	1	2	0	1	0	0	0
20:30	6	-	46.5	0	0	0	1	1	3	1	0	0	0	0	0
20:45	9	-	41.6	0	0	0	4	2	1	2	0	0	0	0	0
21:00	4	-	42.8	0	0	0	2	0	1	1	0	0	0	0	0
21:15	8	-	44.9	0	0	0	3	1	3	0	0	0	0	1	0
21:30	7	-	40	0	1	0	1	2	2	1	0	0	0	0	0
21:45	20	52.6	46.8	0	0	0	4	3	5	7	1	0	0	0	0
22:00	14	54	46.7	0	0	0	1	6	3	3	0	1	0	0	0
22:15	4	-	42.2	0	0	0	2	0	2	0	0	0	0	0	0
22:30	4	-	44.8	0	0	0	1	1	1	1	0	0	0	0	0
22:45	2	-	47.1	0	0	0	1	0	0	0	1	0	0	0	0
23:00	5	-	44.1	0	0	0	2	0	2	1	0	0	0	0	0
23:15	3	-	49.1	0	0	0	1	0	0	1	1	0	0	0	0
23:30	3	-	45.4	0	0	0	0	1	2	0	0	0	0	0	0
23:45	3	-	49.1	0	0	0	0	1	0	1	1	0	0	0	0
12H,7-19	1798	49.1	42	0	6	37	723	501	296	130	80	19	5	1	0
16H,6-22	2000	49.8	42.2	1	9	42	785	545	325	166	93	25	7	2	0
18H,6-24	2038	49.9	42.3	1	9	42	793	554	335	173	96	26	7	2	0
24H,0-24	2147	50.1	42.4	1	9	43	818	582	363	189	101	32	7	2	0

Time Period	Total Vehicles	85%ile Speed	Mean Speed	<11Mph	11-<21	21-<31	31-<41	41-<46	46-<51	51-<56	56-<61	61-<66	66-<71	71-<76	=>76
Sat 21-Jan-23															
00:00	7	-	47.5	0	0	0	1	2	1	2	1	0	0	0	0
00:15	2	-	44.7	0	0	0	1	0	0	1	0	0	0	0	0
00:30	2	-	38.5	0	0	0	1	1	0	0	0	0	0	0	0
00:45	4	-	43.1	0	0	1	1	1	0	0	0	1	0	0	0
01:00	0	-	-	0	0	0	0	0	0	0	0	0	0	0	0
01:15	2	-	50.5	0	0	0	0	0	1	1	0	0	0	0	0
01:30	3	-	36.9	0	0	0	2	1	0	0	0	0	0	0	0
01:45	0	-	-	0	0	0	0	0	0	0	0	0	0	0	0
02:00	3	-	43.6	0	0	0	1	1	0	1	0	0	0	0	0
02:15	4	-	48.2	0	0	0	1	1	0	0	2	0	0	0	0
02:30	1	-	38.4	0	0	0	1	0	0	0	0	0	0	0	0
02:45	3	-	45.7	0	0	0	0	0	3	0	0	0	0	0	0
03:00	0	-	-	0	0	0	0	0	0	0	0	0	0	0	0
03:15	0	-	-	0	0	0	0	0	0	0	0	0	0	0	0
03:30	0	-	-	0	0	0	0	0	0	0	0	0	0	0	0
03:45	3	-	54.6	0	0	0	0	0	0	2	1	0	0	0	0
04:00	3	-	50.9	0	0	0	0	0	1	1	1	0	0	0	0
04:15	6	-	52.8	0	0	0	1	1	1	1	0	1	1	0	0
04:30	6	-	45.3	0	0	0	1	2	2	0	1	0	0	0	0
04:45	4	-	44.2	0	0	0	0	3	1	0	0	0	0	0	0
05:00	3	-	51.1	0	0	0	0	1	1	0	0	1	0	0	0
05:15	4	-	36	0	0	0	3	1	0	0	0	0	0	0	0
05:30	17	47.5	40.2	0	0	1	9	3	4	0	0	0	0	0	0
05:45	14	54	42	0	0	2	3	3	2	4	0	0	0	0	0
06:00	20	44.7	39.4	0	0	0	12	5	2	1	0	0	0	0	0
06:15	8	-	43.5	0	0	0	2	3	2	1	0	0	0	0	0
06:30	13	48.4	42.2	0	0	0	4	5	3	1	0	0	0	0	0
06:45	14	47.4	39.7	0	0	1	7	3	2	1	0	0	0	0	0
07:00	16	45.3	38.5	0	0	2	8	4	1	1	0	0	0	0	0
07:15	9	-	39	0	0	0	5	3	1	0	0	0	0	0	0
07:30	5	-	35.8	0	0	1	3	0	1	0	0	0	0	0	0
07:45	4	-	40.3	0	0	0	2	2	0	0	0	0	0	0	0
08:00	5	-	42.2	0	0	0	2	2	0	0	0	1	0	0	0
08:15	14	48	45.7	0	0	0	0	10	3	0	0	1	0	0	0
08:30	10	-	47.1	0	0	0	3	0	4	2	0	1	0	0	0
08:45	5	-	43	0	0	0	3	0	1	1	0	0	0	0	0
09:00	8	-	43.1	0	0	0	4	0	2	1	1	0	0	0	0
09:15	9	-	44	0	0	0	1	6	0	1	1	0	0	0	0
09:30	6	-	39.7	0	0	0	4	1	1	0	0	0	0	0	0
09:45	11	46.7	41.5	0	0	0	5	4	2	0	0	0	0	0	0
10:00	8	-	40.3	0	0	0	3	4	1	0	0	0	0	0	0
10:15	6	-	43.7	0	0	0	1	2	2	1	0	0	0	0	0
10:30	5	-	48.1	0	0	0	1	1	2	0	0	1	0	0	0
10:45	10	-	41.4	0	0	0	4	3	3	0	0	0	0	0	0
11:00	17	52.7	45.4	0	0	1	3	2	7	2	2	0	0	0	0
11:15	14	50.6	41.9	0	0	0	7	2	2	3	0	0	0	0	0
11:30	17	50.4	43.7	0	0	0	3	8	4	2	0	0	0	0	0
11:45	10	-	50	0	0	1	3	3	2	1	0	0	0	0	0

Time Period	Total Vehicles	85%ile Speed	Mean Speed	<11Mph	11-<21	21-<31	31-<41	41-<46	46-<51	51-<56	56-<61	61-<66	66-<71	71-<76	=>76
Sat 21-Jan-23															
12:00	19	54.6	44.2	0	0	0	7	5	2	4	1	0	0	0	0
12:15	12	53.2	45	0	0	0	4	2	3	2	1	0	0	0	0
12:30	15	59.1	48.8	0	0	0	2	3	4	2	3	0	1	0	0
12:45	14	48.2	41.6	0	0	0	6	2	5	1	0	0	0	0	0
13:00	13	48.9	43.1	0	0	1	2	5	4	1	0	0	0	0	0
13:15	14	53.7	45.3	0	0	0	4	4	1	4	1	0	0	0	0
13:30	4	-	45.7	0	0	0	1	0	2	1	0	0	0	0	0
13:45	8	-	49.8	0	0	0	0	2	2	2	2	0	0	0	0
14:00	11	49.1	39.6	0	0	0	7	2	1	1	0	0	0	0	0
14:15	7	-	44.4	0	0	0	2	2	2	1	0	0	0	0	0
14:30	12	52.9	45.6	0	0	0	4	2	2	3	0	1	0	0	0
14:45	7	-	43	0	0	0	3	2	1	1	0	0	0	0	0
15:00	11	57.4	48.2	0	0	0	2	1	4	0	4	0	0	0	0
15:15	8	-	46.8	0	0	0	1	3	2	1	1	0	0	0	0
15:30	18	51.7	46.4	0	0	0	1	6	7	2	2	0	0	0	0
15:45	10	-	43	0	0	0	3	3	3	1	0	0	0	0	0
16:00	11	55.1	45.5	0	0	1	2	3	0	4	1	0	0	0	0
16:15	7	-	50.9	0	0	0	2	0	1	2	0	0	2	0	0
16:30	7	-	43.3	0	0	1	3	0	0	2	0	1	0	0	0
16:45	4	-	47.7	0	0	0	1	0	1	2	0	0	0	0	0
17:00	12	48.9	43.9	0	0	0	2	5	4	1	0	0	0	0	0
17:15	17	51.6	42.7	0	1	0	5	3	5	3	0	0	0	0	0
17:30	16	47.7	44.8	0	0	0	1	9	5	0	1	0	0	0	0
17:45	18	52.6	45.9	0	0	0	4	4	4	5	1	0	0	0	0
18:00	22	49.8	45.4	0	0	0	4	4	12	1	1	0	0	0	0
18:15	13	57.1	46.5	0	0	0	3	3	4	1	1	1	0	0	0
18:30	13	48.7	41.6	0	0	0	7	3	2	1	0	0	0	0	0
18:45	18	52.4	42.6	0	0	1	8	4	0	4	1	0	0	0	0
19:00	6	-	46.9	0	0	0	2	1	0	0	3	0	0	0	0
19:15	4	-	43.1	0	0	0	1	1	2	0	0	0	0	0	0
19:30	6	-	46.8	0	0	1	1	1	0	0	2	1	0	0	0
19:45	3	-	45.4	0	0	0	1	1	0	0	0	1	0	0	0
20:00	4	-	44.8	0	0	0	1	1	1	1	0	0	0	0	0
20:15	1	-	39.4	0	0	0	1	0	0	0	0	0	0	0	0
20:30	4	-	39.4	0	0	0	2	2	0	0	0	0	0	0	0
20:45	2	-	44.6	0	0	0	1	0	0	0	1	0	0	0	0
21:00	1	-	38.5	0	0	0	1	0	0	0	0	0	0	0	0
21:15	1	-	54.1	0	0	0	0	0	0	1	0	0	0	0	0
21:30	3	-	56.3	0	0	0	0	0	0	2	0	0	1	0	0
21:45	1	-	53.4	0	0	0	0	0	0	1	0	0	0	0	0
22:00	4	-	44.5	0	0	0	1	1	2	0	0	0	0	0	0
22:15	0	-	-	0	0	0	0	0	0	0	0	0	0	0	0
22:30	2	-	56	0	0	0	0	0	1	0	0	1	0	0	0
22:45	3	-	55.9	0	0	0	0	0	1	0	1	1	0	0	0
23:00	1	-	41.7	0	0	0	0	1	0	0	0	0	0	0	0
23:15	2	-	54.9	0	0	0	0	0	1	0	0	1	0	0	0
23:30	2	-	50.3	0	0	0	0	0	1	1	0	0	0	0	0
23:45	1	-	55.5	0	0	0	0	0	0	0	1	0	0	0	0
12H,7-19	530	51.6	44.2	0	1	9	156	139	122	68	25	7	3	0	0
16H,6-22	621	51.6	44	0	1	11	192	162	134	77	31	9	4	0	0
18H,6-24	636	51.8	44.1	0	1	11	193	164	140	78	33	12	4	0	0
24H,0-24	727	52.1	44.2	0	1	15	219	185	157	91	39	15	5	0	0

Time Period	Total Vehicles	85%ile Speed	Mean Speed	<11Mph	11-<21	21-<31	31-<41	41-<46	46-<51	51-<56	56-<61	61-<66	66-<71	71-<76	=>76
Sun 22-Jan-23															
00:00	3	-	57.7	0	0	0	0	0	0	1	0	2	0	0	0
00:15	1	-	39.5	0	0	0	1	0	0	0	0	0	0	0	0
00:30	12	54.5	48.7	0	0	0	1	1	5	4	1	0	0	0	0
00:45	1	-	35.9	0	0	0	1	0	0	0	0	0	0	0	0
01:00	2	-	48.4	0	0	0	1	0	0	0	0	1	0	0	0
01:15	5	-	46.8	0	0	0	1	1	1	1	1	0	0	0	0
01:30	1	-	43	0	0	0	0	1	0	0	0	0	0	0	0
01:45	0	-	-	0	0	0	0	0	0	0	0	0	0	0	0
02:00	0	-	-	0	0	0	0	0	0	0	0	0	0	0	0
02:15	2	-	43.5	0	0	0	0	1	1	0	0	0	0	0	0
02:30	3	-	45.7	0	0	0	0	2	0	1	0	0	0	0	0
02:45	2	-	38.5	0	0	0	1	1	0	0	0	0	0	0	0
03:00	1	-	45	0	0	0	0	1	0	0	0	0	0	0	0
03:15	2	-	41.7	0	0	0	1	0	0	1	0	0	0	0	0
03:30	2	-	43.1	0	0	0	1	0	1	0	0	0	0	0	0
03:45	0	-	-	0	0	0	0	0	0	0	0	0	0	0	0
04:00	3	-	56.9	0	0	0	0	0	0	2	0	1	0	0	0
04:15	2	-	46.8	0	0	0	0	0	2	0	0	0	0	0	0
04:30	0	-	-	0	0	0	0	0	0	0	0	0	0	0	0
04:45	3	-	41.5	0	0	0	1	2	0	0	0	0	0	0	0
05:00	16	49.1	42.5	0	0	0	5	5	5	1	0	0	0	0	0
05:15	3	-	41.4	0	0	0	1	2	0	0	0	0	0	0	0
05:30	9	-	39.4	0	0	0	4	5	0	0	0	0	0	0	0
05:45	4	-	38.3	0	0	0	3	1	0	0	0	0	0	0	0
06:00	15	43	41.2	0	0	0	6	8	0	0	0	1	0	0	0
06:15	6	-	41.8	0	0	0	2	2	2	0	0	0	0	0	0
06:30	11	56.3	46.5	0	0	0	2	3	4	0	2	0	0	0	0
06:45	13	49.1	42.3	0	0	1	3	2	7	0	0	0	0	0	0
07:00	5	-	46.7	0	0	0	1	1	1	2	0	0	0	0	0
07:15	1	-	36.5	0	0	0	1	0	0	0	0	0	0	0	0
07:30	1	-	41.7	0	0	0	0	1	0	0	0	0	0	0	0
07:45	4	-	39.3	0	0	0	2	2	0	0	0	0	0	0	0
08:00	2	-	44.9	0	0	0	1	0	0	1	0	0	0	0	0
08:15	3	-	42	0	0	0	1	2	0	0	0	0	0	0	0
08:30	1	-	50.9	0	0	0	0	0	0	1	0	0	0	0	0
08:45	4	-	46.1	0	0	0	0	2	1	0	1	0	0	0	0
09:00	4	-	44.1	0	0	0	1	1	1	1	0	0	0	0	0
09:15	5	-	39.5	0	0	1	3	0	0	1	0	0	0	0	0
09:30	2	-	41.4	0	0	0	0	2	0	0	0	0	0	0	0
09:45	3	-	38.2	0	0	1	1	0	1	0	0	0	0	0	0
10:00	10	-	44.8	0	0	0	3	2	3	2	0	0	0	0	0
10:15	6	-	42.8	0	0	0	1	3	1	1	0	0	0	0	0
10:30	6	-	45.3	0	0	0	2	0	2	2	0	0	0	0	0
10:45	3	-	45.5	0	0	0	1	1	0	1	0	0	0	0	0
11:00	4	-	42.6	0	0	0	2	0	1	1	0	0	0	0	0
11:15	6	-	40.5	0	0	1	1	2	2	0	0	0	0	0	0
11:30	8	-	44.4	0	0	0	1	4	3	0	0	0	0	0	0
11:45	5	-	42.3	0	0	0	2	1	1	1	0	0	0	0	0

Time Period	Total Vehicles	85%ile Speed	Mean Speed	<11Mph	11-<21	21-<31	31-<41	41-<46	46-<51	51-<56	56-<61	61-<66	66-<71	71-<76	=>76
Sun 22-Jan-23															
12:00	9	-	42.9	0	0	1	4	0	1	2	1	0	0	0	0
12:15	12	52.4	44.9	0	0	0	3	3	3	3	0	0	0	0	0
12:30	2	-	39.7	0	0	0	2	0	0	0	0	0	0	0	0
12:45	4	-	44.1	0	0	0	1	1	2	0	0	0	0	0	0
13:00	7	-	53.6	0	0	0	0	1	2	1	1	2	0	0	0
13:15	6	-	46	0	0	0	1	2	2	1	0	0	0	0	0
13:30	2	-	40	0	0	0	1	1	0	0	0	0	0	0	0
13:45	10	-	45.3	0	0	0	4	0	2	4	0	0	0	0	0
14:00	8	-	46	0	0	1	1	1	2	0	3	0	0	0	0
14:15	8	-	43	0	0	2	1	0	2	2	0	1	0	0	0
14:30	18	56.1	47	0	0	0	6	2	2	4	3	1	0	0	0
14:45	4	-	45.6	0	0	1	0	0	1	2	0	0	0	0	0
15:00	9	-	45.8	0	0	1	0	2	5	0	1	0	0	0	0
15:15	9	-	46.1	0	0	0	2	1	4	1	1	0	0	0	0
15:30	5	-	45.8	0	0	0	1	1	2	1	0	0	0	0	0
15:45	7	-	48.2	0	0	0	0	2	3	1	1	0	0	0	0
16:00	9	-	45	0	0	0	2	2	4	1	0	0	0	0	0
16:15	1	-	37.2	0	0	0	1	0	0	0	0	0	0	0	0
16:30	7	-	49.9	0	0	0	0	2	2	2	0	1	0	0	0
16:45	6	-	43.7	0	0	0	2	1	2	1	0	0	0	0	0
17:00	6	-	46.2	0	0	0	2	2	0	1	0	0	1	0	0
17:15	8	-	43.7	0	0	1	2	0	2	3	0	0	0	0	0
17:30	24	50.3	45.3	0	0	0	3	9	9	1	2	0	0	0	0
17:45	17	55.9	48.8	0	0	0	0	7	2	4	3	1	0	0	0
18:00	23	45.8	42.8	0	0	0	5	13	3	2	0	0	0	0	0
18:15	12	59.4	47.1	0	0	0	1	6	2	1	2	0	0	0	0
18:30	13	59.9	48.6	0	0	0	0	5	3	2	1	1	1	0	0
18:45	9	-	43.7	0	0	0	2	4	2	1	0	0	0	0	0
19:00	10	-	52.9	0	0	0	2	5	0	0	0	2	0	1	0
19:15	5	-	54.8	0	0	0	0	1	1	1	0	1	1	0	0
19:30	2	-	46.3	0	0	0	0	0	2	0	0	0	0	0	0
19:45	3	-	40.6	0	0	0	1	1	1	0	0	0	0	0	0
20:00	1	-	53.7	0	0	0	0	0	0	1	0	0	0	0	0
20:15	3	-	39.7	0	0	0	2	0	1	0	0	0	0	0	0
20:30	2	-	51.8	0	0	0	0	0	1	0	1	0	0	0	0
20:45	2	-	54	0	0	0	0	1	0	0	0	1	0	0	0
21:00	3	-	45.5	0	0	0	0	1	2	0	0	0	0	0	0
21:15	2	-	56.7	0	0	0	1	0	0	0	0	0	0	1	0
21:30	2	-	46.9	0	0	0	1	0	0	1	0	0	0	0	0
21:45	4	-	44	0	0	0	0	4	0	0	0	0	0	0	0
22:00	1	-	49.1	0	0	0	0	0	1	0	0	0	0	0	0
22:15	1	-	53.5	0	0	0	0	0	0	1	0	0	0	0	0
22:30	3	-	47.1	0	0	0	1	0	1	1	0	0	0	0	0
22:45	3	-	48.5	0	0	0	1	1	0	0	0	1	0	0	0
23:00	1	-	51	0	0	0	0	0	0	1	0	0	0	0	0
23:15	1	-	35.8	0	0	0	1	0	0	0	0	0	0	0	0
23:30	0	-	-	0	0	0	0	0	0	0	0	0	0	0	0
23:45	2	-	64.8	0	0	0	0	0	0	1	0	0	0	0	1
12H,7-19	338	52.2	45.1	0	0	10	71	92	81	55	20	7	2	0	0
16H,6-22	422	52.5	45.3	0	0	11	91	120	102	58	23	12	3	2	0
18H,6-24	434	52.6	45.4	0	0	11	94	121	104	62	23	13	3	2	1
24H,0-24	511	52.6	45.3	0	0	11	116	144	119	73	25	17	3	2	1

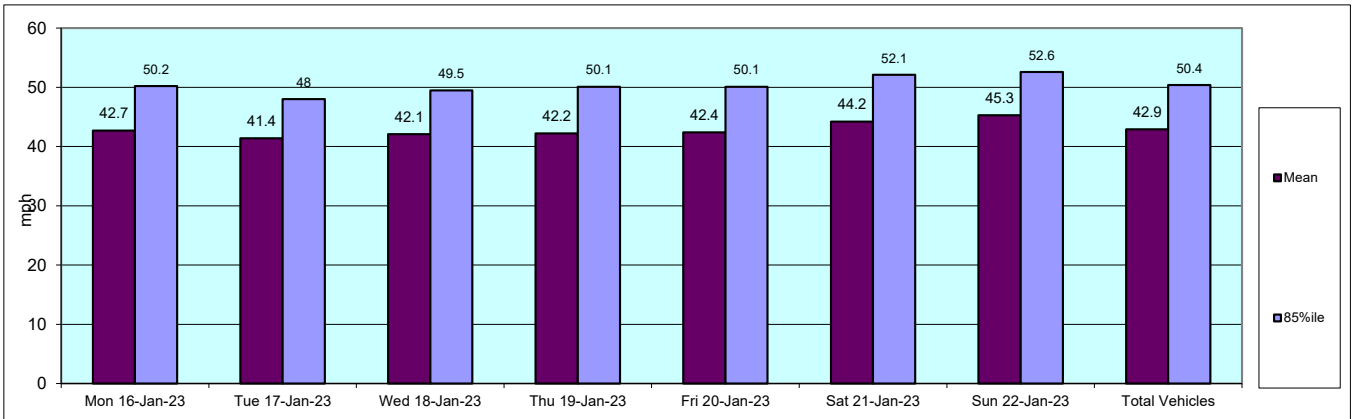
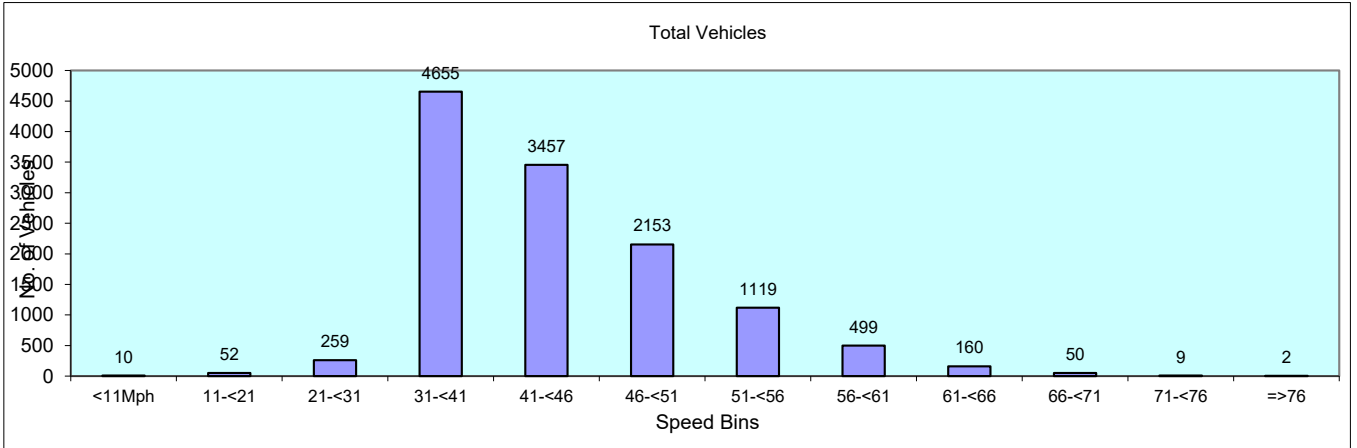
Time Period	Total Vehicles	85%ile Speed	Mean Speed	<11Mph	11-<21	21-<31	31-<41	41-<46	46-<51	51-<56	56-<61	61-<66	66-<71	71-<76	=>76
-------------	----------------	--------------	------------	--------	--------	--------	--------	--------	--------	--------	--------	--------	--------	--------	------

Daily Totals

Mon 16-Jan-23	2081	50.2	42.7	0	12	43	736	609	363	174	94	31	18	1	0
Tue 17-Jan-23	2442	48	41.4	3	9	49	1018	722	372	181	71	12	4	1	0
Wed 18-Jan-23	2344	49.5	42.1	2	9	41	943	622	407	201	86	24	5	3	1
Thu 19-Jan-23	2173	50.1	42.2	4	12	57	805	593	372	210	83	29	8	0	0
Fri 20-Jan-23	2147	50.1	42.4	1	9	43	818	582	363	189	101	32	7	2	0
Sat 21-Jan-23	727	52.1	44.2	0	1	15	219	185	157	91	39	15	5	0	0
Sun 22-Jan-23	511	52.6	45.3	0	0	11	116	144	119	73	25	17	3	2	1

Total Vehicles

[--]	12425	50.4	42.9	10	52	259	4655	3457	2153	1119	499	160	50	9	2
------	--------------	------	------	----	----	-----	------	------	------	------	-----	-----	----	---	---



Channel: Southbound

	Mon	Tue	Wed	Thu	Fri	Sat	Sun	5-Day	7-Day
TIME PERIOD	16/01/23	17/01/23	18/01/23	19/01/23	20/01/23	21/01/23	22/01/23	Av	Av
Week Begin: 16-Jan-23									
00:00	2	5	10	10	6	7	3	7	6
00:15	0	4	1	6	0	2	1	2	2
00:30	3	2	4	3	3	2	12	3	4
00:45	0	3	2	8	2	4	1	3	3
01:00	2	4	3	1	9	0	2	4	3
01:15	0	0	3	2	2	2	5	1	2
01:30	3	0	3	1	3	3	1	2	2
01:45	0	2	2	0	1	0	0	1	1
02:00	4	8	1	0	2	3	0	3	3
02:15	0	0	1	1	1	4	2	1	1
02:30	0	0	5	1	2	1	3	2	2
02:45	9	1	0	2	0	3	2	2	2
03:00	6	1	0	6	2	0	1	3	2
03:15	1	3	0	4	0	0	2	2	1
03:30	2	6	3	5	0	0	2	3	3
03:45	1	1	2	4	2	3	0	2	2
04:00	2	3	9	0	10	3	3	5	4
04:15	1	2	2	1	3	6	2	2	2
04:30	6	2	4	3	4	6	0	4	4
04:45	6	3	7	7	3	4	3	5	5
05:00	11	7	10	13	10	3	16	10	10
05:15	11	10	12	19	5	4	3	11	9
05:30	12	18	25	16	22	17	9	19	17
05:45	15	17	16	20	17	14	4	17	15
06:00	20	20	25	20	24	20	15	22	21
06:15	14	16	15	14	16	8	6	15	13
06:30	27	19	23	19	18	13	11	21	19
06:45	13	19	29	26	18	14	13	21	19
07:00	19	12	29	23	28	16	5	22	19
07:15	15	21	18	13	12	9	1	16	13
07:30	23	16	24	15	25	5	1	21	16
07:45	30	30	14	26	29	4	4	26	20
08:00	29	25	27	19	28	5	2	26	19
08:15	21	25	21	25	26	14	3	24	19
08:30	17	25	13	26	17	10	1	20	16
08:45	9	25	23	21	24	5	4	20	16
09:00	25	26	34	24	23	8	4	26	21
09:15	27	31	23	22	35	9	5	28	22
09:30	25	17	26	25	11	6	2	21	16
09:45	10	23	17	14	28	11	3	18	15
10:00	23	28	40	22	18	8	10	26	21
10:15	32	24	23	21	16	6	6	23	18
10:30	27	19	26	28	25	5	6	25	19
10:45	25	43	20	21	26	10	3	27	21
11:00	24	17	34	42	19	17	4	27	22
11:15	22	14	38	21	29	14	6	25	21
11:30	23	41	29	34	31	17	8	32	26
11:45	18	58	27	25	28	10	5	31	24

Channel: Southbound

	Mon	Tue	Wed	Thu	Fri	Sat	Sun	5-Day	7-Day
TIME PERIOD	16/01/23	17/01/23	18/01/23	19/01/23	20/01/23	21/01/23	22/01/23	Av	Av
Week Begin: 16-Jan-23									
12:00	27	29	46	36	47	19	9	37	30
12:15	24	34	40	31	33	12	12	32	27
12:30	21	35	43	28	30	15	2	31	25
12:45	18	30	16	29	28	14	4	24	20
13:00	17	21	30	34	37	13	7	28	23
13:15	37	21	34	35	27	14	6	31	25
13:30	31	34	34	24	53	4	2	35	26
13:45	36	48	56	44	30	8	10	43	33
14:00	63	33	35	39	55	11	8	45	35
14:15	19	44	45	34	35	7	8	35	27
14:30	52	50	53	37	53	12	18	49	39
14:45	41	37	66	42	48	7	4	47	35
15:00	56	70	52	62	84	11	9	65	49
15:15	40	59	61	47	60	8	9	53	41
15:30	63	52	34	47	73	18	5	54	42
15:45	80	64	74	64	52	10	7	67	50
16:00	134	125	111	105	98	11	9	115	85
16:15	80	85	76	74	66	7	1	76	56
16:30	93	123	94	86	66	7	7	92	68
16:45	50	122	59	67	33	4	6	66	49
17:00	107	160	131	111	85	12	6	119	87
17:15	70	83	63	77	52	17	8	69	53
17:30	48	69	75	50	38	16	24	56	46
17:45	44	52	44	34	34	18	17	42	35
18:00	34	42	30	44	27	22	23	35	32
18:15	14	15	17	11	20	13	12	15	15
18:30	15	19	15	20	20	13	13	18	16
18:45	17	21	19	29	36	18	9	24	21
19:00	17	18	26	13	25	6	10	20	16
19:15	8	29	10	13	12	4	5	14	12
19:30	7	10	20	6	3	6	2	9	8
19:45	8	12	13	7	7	3	3	9	8
20:00	14	10	28	22	19	4	1	19	14
20:15	12	10	7	6	6	1	3	8	6
20:30	8	8	10	11	6	4	2	9	7
20:45	6	7	4	6	9	2	2	6	5
21:00	6	2	6	11	4	1	3	6	5
21:15	2	6	1	3	8	1	2	4	3
21:30	0	2	1	21	7	3	2	6	5
21:45	2	7	5	2	20	1	4	7	6
22:00	11	10	15	8	14	4	1	12	9
22:15	8	4	4	2	4	0	1	4	3
22:30	5	4	2	7	4	2	3	4	4
22:45	7	5	5	7	2	3	3	5	5
23:00	5	7	6	6	5	1	1	6	4
23:15	4	5	1	1	3	2	1	3	2
23:30	3	5	1	1	3	2	0	3	2
23:45	2	8	3	0	3	1	2	3	3
12H,7-19	1775	2097	1959	1808	1798	530	338	1887	1472
16H,6-22	1939	2292	2182	2008	2000	621	422	2084	1638
18H,6-24	1984	2340	2219	2040	2038	636	434	2124	1670
24H,0-24	2081	2442	2344	2173	2147	727	511	2237	1775
Am	10:15	11:45	10:00	11:00	09:15	06:00	05:00		
Peak	32	58	40	42	35	20	16		
Pm	16:00	17:00	17:00	17:00	16:00	18:00	17:30		
Peak	134	160	131	111	98	22	24		

27397

IMMINGHAM

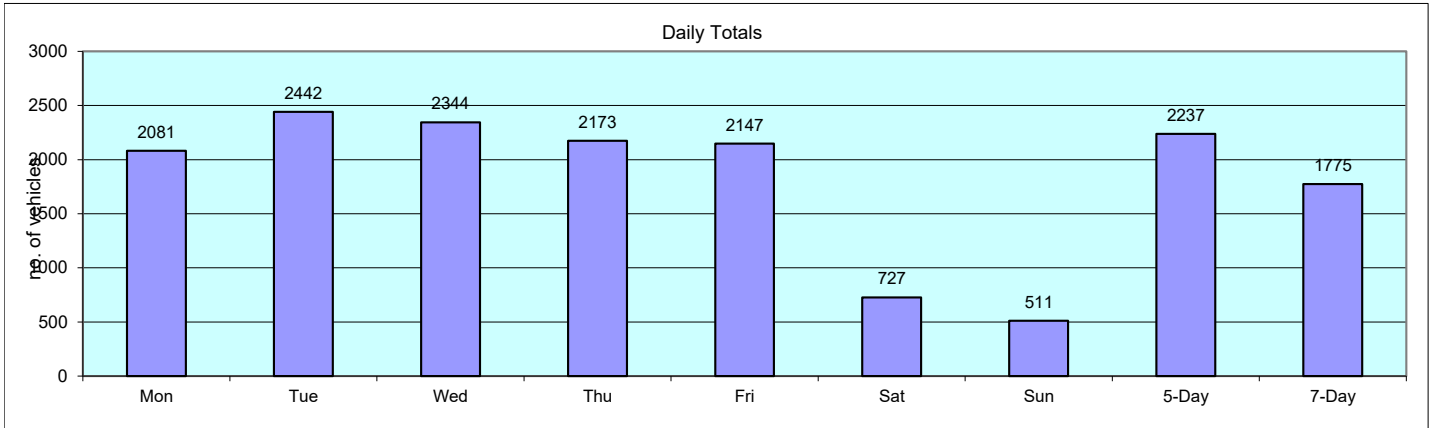
Site No: 27397001

Location

Site 1 - Laporte Road (att to tree)

Channel: Southbound

TIME PERIOD	Mon 16/01/23	Tue 17/01/23	Wed 18/01/23	Thu 19/01/23	Fri 20/01/23	Sat 21/01/23	Sun 22/01/23	5-Day Av	7-Day Av
-------------	-----------------	-----------------	-----------------	-----------------	-----------------	-----------------	-----------------	-------------	-------------



Classification Schemes

Scheme F Classification Scheme (Non-metric)

Scheme F is an attempt to implement the FWHA's visual classification scheme as an axle-based classification scheme. This is one of several interpretations.

Class	Vehicle Type	No. of Axles	Axle spacing in feet				
			Axle 1 to 2	Axle 2 to 3	Axle 3 to 4	Axle 4 to 5	Axle 5 to 6
1	motorcycle	2	<6.0				
2	passenger car	2	6.0 - 10.0				
	car + 1 axle trailer	3	<10.0	10.0 - 18.0			
	car + 2 axle trailer	4	<10.0		<3.5		
3	pickup	2	10.0 - 15.0				
	pickup + 1 axle trailer	3	10.0 - 15.0	10.0 - 18.0			
	pickup + 2 axle trailer	4	10.0 - 15.0		<3.5		
	pickup + 3 axle trailer	5	9.9 - 15.0			<3.5	
4	Traditional bus/coach	2	>20.0				
	Traditional bus/coach	3	>19.0				
5	single unit truck/bus - dual rear axle	2	14.9 - 20.0			<3.5	
6	3 axle truck	3		<18.0			
7	4 axle truck	4					
8	2S1	3		>18.0			
	2S2	4		>5.0	>3.5		
	3S1	4		<5.0	>10.0		
9	3S2	5		<6.1		3.5 - 8.0	
	5 axle combination	5					
10	6 axle combination	6			3.5 - 5.0		
	3S3	6					
11	2S1-2	5		>6.0			
12	3S1-2	6					>10.0
13	truck	7 or more					



